


# MANCHESTER SCHOOL DISTRICT

FISCAL YEAR 2017  
BUDGET PRESENTATION TO  
BOARD OF SCHOOL COMMITTEE  
MARCH 28, 2016



## TABLE OF CONTENTS

	<u>Page #</u>
Summary:	
Mission, Vision and Goals	1
Enrollment Projection	2
General Fund Budget:	
Changes from Fiscal Year 2016 Budget	3
Budget Summary:	
Fiscal Year 2017 Superintendent's Budget	4
Fiscal Year 2017 Tax Cap Budget	5
Fiscal Year 2016	6
Tax Cap Budget Detail	7-8
Expenditure Reports-All Funds (Based on Superintendent's Budget):	
Expenditure Summary:	
Fiscal Year 2017	9
Fiscal Year 2016	10
Expenditure Budget by School-Summary	11
Expenditure Budget by School-By Object	12-14
Expenditure Pie Chart	15
Five Year Budget Projection (Based on Superintendent's Budget for FY17):	
Additions to Budget	16-18
Revenues Fiscal Year 2017-2021 - All Funds	19
Expenditure Summary Fiscal Year 2017-2021 – All Funds	20
Expenditure Summary Fiscal Year 2017-2021 – General Fund	21

Expenditure Detail:

Salaries:

Summary	22
Summary by School	23-25
Base Salary by School	26-69
Additional Compensation	70
Extra-Curricular Activities	71-74
Retirements	75

Benefits	76-77
----------	-------

All Other Expenditures	78-148
------------------------	--------

School Food and Nutrition Services:

Five Year Budget Projection	149
Budget by School	150-152

Special Revenue Funds:

Fiscal Year 2017 Report by Project	153-155
Fiscal Year 2017 Report by School	156-158

# **SECTION 1**

# **SUMMARY**



***MISSION STATEMENT FOR THE MANCHESTER SCHOOL DISTRICT:***

It is the mission of the Manchester School District, in partnership with the community, to inspire and empower all learners with the knowledge, skills, and experiences essential for them to reach their greatest potential.

***VISION STATEMENT FOR THE MANCHESTER SCHOOL DISTRICT:***

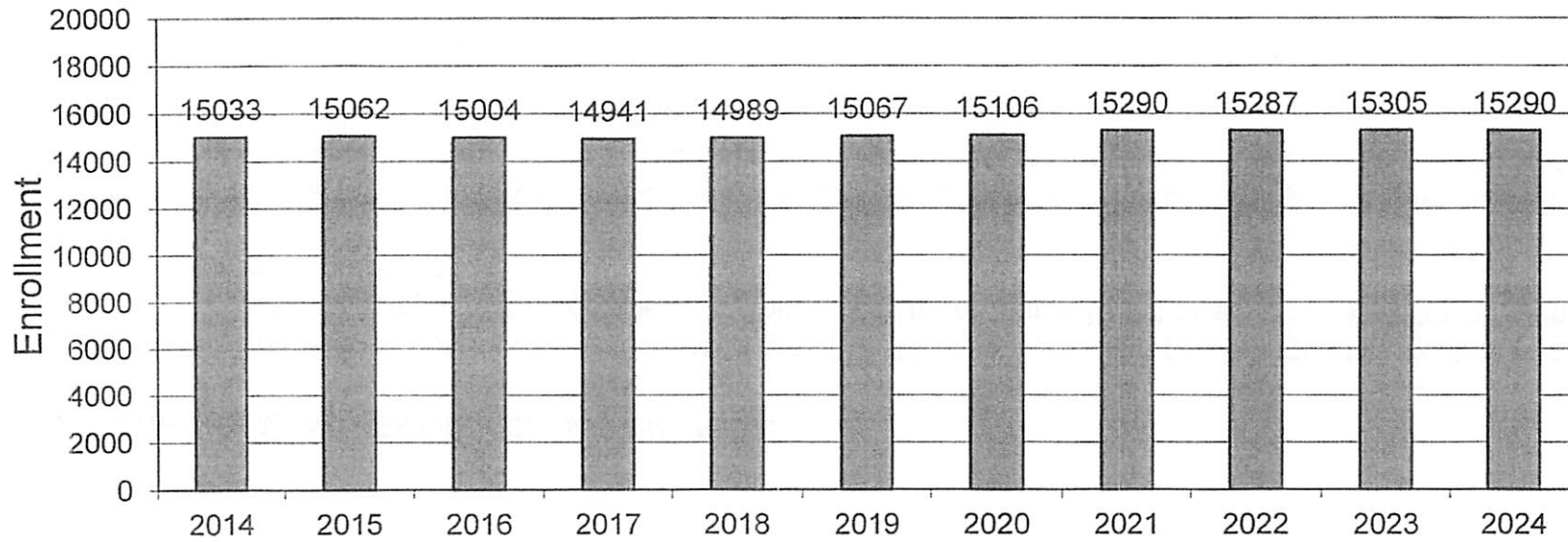
The Manchester School District will be a dynamic system focused on the realization of student aspirations.

***GOALS OF THE MANCHESTER SCHOOL DISTRICT:***

- I. From the 2013 school year to the end of the 2017-18 school year, the percentage of students proficient or above in reading at each grade level as measured by state and district assessments, will increase by 20 percentage points.
- II. From the 2013 school year to the end of the 2017-18 school year, the percentage of students proficient or above in mathematics at each grade level as measured by state and district assessments, will increase by 20 percentage points.
- III. The four-year graduation rate will increase from 74% in 2012 to 80% in 2017-2018 as measured by the DOE report.
- IV. The district attendance rate will increase to 95% by the end of the 2017-2018 school year.
- V. Participation of the junior class on the PSAT will increase to at least 40% in each of the city high schools by end of the 2017-18 school year.

# Manchester, NH - SAU #37 Projected Enrollment

PK-12 TO 2024 Based On Data Through School Year 2014-15



**Budget Increases/(Decreases)**

	FY16		FY17		Increase (Decrease)
	<u>Approved Budget</u>	<u>MEA Changes</u>	<u>Revised Budget</u>	<u>Superintendent's Budget</u>	
Salaries	79,767,116	3,108,000	82,875,116	84,042,913	1,167,797
Employee Benefits	39,830,747	(2,992,900)	36,837,847	38,294,179	1,456,332
Tuition and Staff Development	289,000		289,000	266,000	(23,000)
Professional and Technical Services	3,025,232		3,025,232	3,079,831	54,599
Repairs and Maintenance	649,736		649,736	704,201	54,465
Rental of Land and Buildings	42,674		42,674	42,674	-
Rental of Equipment	93,534		93,534	96,955	3,421
Transportation • Regular Education	2,712,076		2,712,076	2,680,626	(31,450)
Transportation • Student Services	2,715,361		2,715,361	2,718,841	3,480
Insurance	344,734		344,734	361,889	17,155
Telephone	56,552		56,552	69,376	12,824
Postage	45,848		45,848	45,848	-
Advertising	6,000		6,000	6,000	-
Printing & Binding	45,000		45,000	45,000	-
Tuition	5,176,225		5,176,225	6,018,857	842,632
Travel	22,749		22,749	22,749	-
General Supplies	775,000		775,000	775,000	-
Utilities	1,996,657		1,996,657	1,996,655	(2)
Books and Information Resources	415,337		415,337	419,316	3,979
Equipment	395,509		395,509	340,430	(55,079)
Furniture & Fixtures	5,000		5,000	5,000	-
Dues and Fees	148,356		148,356	150,198	1,842
City Services	9,366,763		9,366,763	9,489,724	122,961
Graduation	12,000		12,000	12,000	-
Community Partnerships	191,000		191,000	191,000	-
Debt Service	12,934,474	(115,100)	12,819,374	13,304,477	485,103
<b>Total Expenditures</b>	<b>161,062,680</b>	<b>-</b>	<b>161,062,680</b>	<b>165,179,739</b>	<b>4,117,059</b>

**BUDGET SUMMARY  
 FY17 GENERAL FUND  
 SUPERINTENDENT'S BUDGET  
 SCHOOL YEAR 2016-2017**

EXPENDITURES	REVENUES
Salaries	\$ 4,309,472
Employee Benefits	791,798
Tuition and Staff Development	45,000
Professional and Technical Services	135,968
Repairs and Maintenance	125,000
Rental of Land and Buildings	270,389
Rental of Equipment	30,000
Transportation • Regular Education	2,740,961
Transportation • Student Services	674,164
Insurance	615,892
Telephone	82,979
Postage	1,545,000
Advertising	500,000
Printing & Binding	
Tuition	<u>11,866,623</u>
Travel	
General Supplies	
Utilities	
Books and Information Resources	<u>57,504,780</u>
Equipment	
Furniture & Fixtures	
Dues and Fees	
City Services	
Graduation	19,949,783
Community Partnerships	75,858,553
Debt Service	<u>95,808,336</u>
<b>Total Expenditures</b>	<b><u><u>\$ 165,179,739</u></u></b>
	Tuition-Operating
	Tuition-Capital Costs
	Student Activities
	Interest Income Operations
	Impact Fees
	Indirect Cost
	Other Local Sources
	School Building Aid
	Area Vocational School
	Catastrophic Aid
	ROTC
	Medicaid
	Fiscal Year 2016 Surplus
	Subtotal
	Adequate Education Aid
	State Tax (raised locally and retained locally)
	Local Tax
	Total Taxes
	<b>Total Revenues</b>
	<b><u><u>\$ 165,179,739</u></u></b>

**BUDGET SUMMARY  
 FY17 GENERAL FUND  
 TAX CAP INCREASE  
 SCHOOL YEAR 2016-2017**

EXPENDITURES	REVENUES	
Salaries	\$ 84,042,913	
Employee Benefits	38,294,179	
Tuition and Staff Development	266,000	
Professional and Technical Services	3,079,831	
Repairs and Maintenance	704,201	
Rental of Land and Buildings	42,674	
Rental of Equipment	96,955	
Transportation • Regular Education	2,680,626	
Transportation • Student Services	2,718,841	
Insurance	361,889	
Telephone	69,376	
Postage	45,848	
Advertising	6,000	
Printing & Binding	45,000	
Tuition	6,018,857	
Travel	22,749	
General Supplies	775,000	
Utilities	1,996,655	
Books and Information Resources	419,316	
Equipment	340,430	
Furniture & Fixtures	5,000	
Dues and Fees	150,198	
City Services	9,489,724	
Graduation	12,000	
Community Partnerships	191,000	
Debt Service	13,304,477	
Reduction Needed to meet Tax Cap	<u>(2,506,432)</u>	
<b>Total Expenditures</b>	<b><u>\$ 162,673,307</u></b>	
	Tuition-Operating	\$ 4,309,472
	Tuition-Capital Costs	791,798
	Student Activities	45,000
	Interest Income Operations	135,968
	Impact Fees	125,000
	Indirect Cost	270,389
	Other Local Sources	30,000
	School Building Aid	2,740,961
	Area Vocational School	674,164
	Catastrophic Aid	615,892
	ROTC	82,979
	Medicaid	1,545,000
	Fiscal Year 2016 Surplus	500,000
	Subtotal	<u>11,866,623</u>
	Adequate Education Aid	<u>57,504,780</u>
	State Tax (raised locally and retained locally)	19,949,783
	Local Tax	<u>73,352,121</u>
	Total Taxes	<u>93,301,904</u>
<b>Total Revenues</b>	<b><u>\$ 162,673,307</u></b>	



**BUDGET SUMMARY  
FY16 GENERAL FUND  
SCHOOL YEAR 2015-2016**

<b>EXPENDITURES</b>		<b>REVENUES</b>	
Salaries	\$ 79,767,116	Tuition-Operating	\$ 4,991,964
Employee Benefits	39,830,747	Tuition-Capital Costs	791,798
Tuition and Staff Development	289,000	Student Activities	45,000
Professional and Technical Services	3,025,232	Interest Income Operations	135,968
Repairs and Maintenance	649,736	Impact Fees	325,000
Rental of Land and Buildings	42,674	Indirect Cost	203,320
Rental of Equipment	93,534	Other Local Sources	30,000
Transportation • Regular Education	2,712,076	School Building Aid	2,740,961
Transportation • Student Services	2,715,361	Area Vocational School	674,164
Insurance	344,734	Catastrophic Aid	615,892
Telephone	56,552	ROTC	82,979
Postage	45,848	Medicaid	1,450,000
Advertising	6,000	Fiscal Year 2015 Surplus	-
Printing & Binding	45,000		
Tuition	5,176,225		
Travel	22,749	Subtotal	12,087,046
General Supplies	775,000		
Utilities	1,996,657		
Books and Information Resources	415,337	Adequate Education Aid	58,904,305
Equipment	395,509		
Furniture & Fixtures	5,000		
Dues and Fees	148,356		
City Services	9,366,763		
Graduation	12,000	State Tax (raised locally and retained locally)	19,963,219
Community Partnerships	191,000	Local Tax	70,108,110
Debt Service	12,934,474	Total Taxes	90,071,329
<b>Total Expenditures</b>	<b>\$ 161,062,680</b>	<b>Total Revenues</b>	<b>\$ 161,062,680</b>

# **SECTION 2**

## **TAX CAP BUDGET DETAIL**

**TAX CAP BUDGET  
FISCAL YEAR 2017**

Fiscal Year 2016 Appropriation	161,062,680
1% Tax Cap Increase	1,610,627
Fiscal Year 2017 Tax Cap Expenditure Budget	<u><u>162,673,307</u></u>

Fiscal Year 2017 Tax Cap Expenditure Budget	162,673,307
Superintendent's Budget	165,179,739
Reductions Needed to Superintendent's Budget	<u><u>(2,506,432)</u></u>

Reductions Needed to Superintendent's Budget	(2,506,432)
McGregor Street Reductions	530,000
Reductions Needed to School Budgets	<u><u>(1,976,432)</u></u>

**REDUCTIONS NEEDED TO SCHOOL BUDGETS**

	<u>Enrollment*</u>	<u>Reduction</u>
Bakersville	365	\$ 50,380
Beech	585	80,747
Gossler	449	61,975
Green Acres	542	74,812
Hallsville	332	45,826
Highland	485	66,944
Jewett	394	54,383
McDonough	556	76,744
Northwest	702	96,896
Parker Varney	555	76,606
Smyth	401	55,349
Webster	461	63,631
Weston	487	67,220
Wilson	452	62,389
Hillside	849	117,186
McLaughlin	759	104,764
Parkside	613	84,612
Southside	820	113,183
Central	1,609	222,088
Memorial	1,536	212,012
West	885	122,155
MST	482	66,530
<b>Subtotal</b>	<b><u>14,319</u></b>	<b><u>\$ 1,976,432</u></b>

\* Enrollment totals include preschool at 50%

# **SECTION 3**

## **EXPENDITURE REPORTS**

### **ALL FUNDS**



**EXPENDITURE SUMMARY  
FY17 SUPERINTENDENT'S BUDGET  
SCHOOL YEAR 2016-2017**

<b>Object</b>	<b>Account Name</b>	<b>General Fund</b>	<b>Food and Nutrition</b>	<b>Special Revenue Funds</b>	<b>Total</b>
100	Salaries	84,042,913	2,005,660	11,038,672	\$ 97,087,245
200	Employee Benefits	38,294,179	908,563	5,404,455	44,607,197
240	Tuition and Staff Development	266,000	-	1,388	267,388
300	Professional and Technical Services	3,079,831	245,970	1,040,260	4,366,061
430	Repairs and Maintenance	704,201	105,000	5,210	814,411
441	Rental of Land and Buildings	42,674	-	20,150	62,824
442	Rental of Equipment	96,955	-	-	96,955
510	Transportation • Regular Education	2,680,626	-	79,838	2,760,464
513	Transportation • Student Services	2,718,841	-	27,452	2,746,293
520	Insurance	361,889	-	-	361,889
531	Telephone	69,376	1,875	11,255	82,506
534	Postage	45,848	3,000	1,332	50,180
540	Advertising	6,000	1,000	-	7,000
550	Printing & Binding	45,000	9,000	5,123	59,123
560	Tuition	6,018,857	-	40,858	6,059,715
580	Travel	22,749	-	148,691	171,440
610	General Supplies	775,000	2,203,055	399,426	3,377,481
620	Utilities	1,996,655	62,200	8,900	2,067,755
640	Books and Information Resources	419,316	-	341,385	760,701
730	Equipment	340,430	50,000	619,747	1,010,177
733	Furniture & Fixtures	5,000	-	-	5,000
810	Dues and Fees	150,198	-	20,116	170,314
850	City Services	9,489,724	50,000	-	9,539,724
892	Graduation	12,000	-	-	12,000
893	Community Partnerships	191,000	-	-	191,000
910	Debt Service	13,304,477	-	-	13,304,477
930	Transfers (Indirect Costs)	-	-	270,389	270,389
	<b>Total Expenditures</b>	<b>165,179,739</b>	<b>5,645,323</b>	<b>19,484,647</b>	<b>190,309,709</b>

**EXPENDITURE SUMMARY  
FY16 BUDGET  
SCHOOL YEAR 2015-2016**

<b>Object</b>	<b>Account Name</b>	<b>General Fund</b>	<b>Food and Nutrition</b>	<b>Special Revenue Funds</b>	<b>Total</b>
100	Salaries	79,767,116	1,971,722	10,694,426	\$ 92,433,264
200	Employee Benefits	39,830,747	847,840	6,157,136	46,835,723
240	Tuition and Staff Development	289,000	-	250	289,250
300	Professional and Technical Services	3,025,232	121,800	1,135,511	4,282,543
430	Repairs and Maintenance	649,736	99,386	18,450	767,572
441	Rental of Land and Buildings	42,674	-	12,526	55,200
442	Rental of Equipment	93,534	-	-	93,534
510	Transportation • Regular Education	2,712,076	-	178,819	2,890,895
513	Transportation • Student Services	2,715,361	-	-	2,715,361
520	Insurance	344,734	-	-	344,734
531	Telephone	56,552	6,600	15,639	78,791
534	Postage	45,848	8,316	3,461	57,625
540	Advertising	6,000	3,326	1,000	10,326
550	Printing & Binding	45,000	13,306	6,635	64,941
560	Tuition	5,176,225	-	43,408	5,219,633
580	Travel	22,749	832	171,762	195,343
610	General Supplies	775,000	2,406,572	610,934	3,792,506
620	Utilities	1,996,657	63,000	1,950	2,061,607
640	Books and Information Resources	415,337	-	202,863	618,200
730	Equipment	395,509	203,300	883,271	1,482,080
733	Furniture & Fixtures	5,000	-	-	5,000
810	Dues and Fees	148,356	-	27,055	175,411
850	City Services	9,366,763	50,000	-	9,416,763
892	Graduation	12,000	-	-	12,000
893	Community Partnerships	191,000	-	125,000	316,000
910	Debt Service	12,934,474	-	-	12,934,474
930	Transfers (Indirect Costs)	-	-	249,850	249,850
<b>Total Expenditures</b>		<b>161,062,680</b>	<b>5,796,000</b>	<b>20,539,946</b>	<b>187,398,626</b>

**FY17 Budget By School-Summary  
All Funds**

	<u>General Fund</u>	<u>Food and Nutrition</u>	<u>Special Revenue Funds</u>	<u>Total</u>	<u>Enrollment</u>	<u>Cost Per Pupil</u>
Bakersville	\$ 3,341,428	\$ 142,771	\$ 1,139,776	\$ 4,623,975	365	\$ 12,668
Beech	4,890,922	255,200	1,518,642	6,664,764	585	11,393
Gossler	3,518,056	178,739	1,093,487	4,790,282	449	10,669
Green Acres	4,590,359	105,588	1,092,641	5,788,588	542	10,680
Hallsville	2,933,752	126,434	716,066	3,776,252	332	11,374
Highland	4,481,777	120,339	282,314	4,884,430	485	10,071
Jewett	4,180,877	94,837	718,934	4,994,648	394	12,677
McDonough	4,617,669	207,308	1,150,640	5,975,617	556	10,748
Northwest	5,727,158	227,162	1,080,440	7,034,760	702	10,021
Parker Varney	4,880,456	239,348	1,079,265	6,199,069	555	11,169
Smyth	4,818,564	92,894	233,354	5,144,812	401	12,830
Webster	4,735,222	143,793	191,468	5,070,483	461	10,999
Weston	4,506,648	150,900	430,373	5,087,920	487	10,447
Wilson	3,437,324	208,001	1,045,012	4,690,336	452	10,377
Hillside	8,209,621	379,323	167,321	8,756,265	849	10,314
McLaughlin	8,033,958	363,038	365,844	8,762,841	759	11,545
Parkside	7,324,877	346,780	709,572	8,381,229	613	13,672
Southside	7,926,051	367,976	277,414	8,571,441	820	10,453
Central	14,976,159	469,203	215,271	15,660,633	1609	9,733
Memorial	13,188,658	510,371	631,325	14,330,355	1536	9,330
West	9,798,868	361,610	1,190,316	11,350,794	885	12,826
MST	5,657,518	97,150	1,279,670	7,034,338	482	14,594
District Wide	29,403,815	456,557	2,875,503	32,735,875	N/A	N/A
<b>Total</b>	<b>\$ 165,179,739</b>	<b>\$ 5,645,323</b>	<b>\$ 19,484,647</b>	<b>\$ 190,309,709</b>	<b>14,319</b>	<b>\$ 13,291</b>

**FY17 Budget By School  
All Funds**

	<b>Budget FY17</b>	<b>Bakersville</b>	<b>Beech</b>	<b>Gossler</b>	<b>Green Acres</b>	<b>Hallsville</b>	<b>Highland</b>	<b>Jewett</b>	<b>McDonough</b>
Salaries	97,087,245	2,666,795	3,839,332	2,761,420	3,374,066	2,161,001	2,825,779	2,903,303	3,470,638
Employee Benefits	44,607,197	1,257,718	1,791,437	1,300,974	1,533,062	1,028,026	1,284,505	1,379,931	1,623,928
Tuition and Staff Development	267,388	11,500	11,500	11,500	12,528	11,500	11,500	11,500	11,500
Professional and Technical Services	4,366,061	134,932	205,717	132,475	210,522	112,762	122,360	166,040	168,912
Repairs and Maintenance	814,411	9,242	15,445	10,240	10,126	8,013	11,312	5,996	14,609
Rental of Land and Buildings	62,824	-	-	-	-	-	-	-	-
Rental of Equipment	96,955	4,636	-	4,636	-	-	-	4,636	6,220
Transportation • Regular Education	2,760,464	27,565	27,595	5,474	173,356	5,372	130,325	5,430	48,915
Transportation • Student Services	2,746,293	72,971	84,211	64,121	58,044	52,845	76,842	127,991	90,939
Insurance	361,889	4,545	7,463	3,176	5,393	3,250	6,194	3,139	7,490
Telephone	82,506	2,202	3,121	2,431	2,878	2,152	2,365	2,246	2,626
Postage	50,180	790	1,185	909	1,036	640	917	813	1,109
Advertising	7,000	-	-	-	-	-	-	-	-
Printing & Binding	59,123	762	1,244	889	819	613	801	666	1,068
Tuition	6,059,715	-	-	-	-	-	-	-	-
Travel	171,440	5,555	7,824	10,303	1,372	7,865	1,458	5,464	3,437
General Supplies	3,377,481	96,564	200,677	125,955	76,056	89,667	83,284	64,144	134,439
Utilities	2,067,755	44,150	83,937	51,576	43,468	41,707	45,803	42,725	53,008
Books and Information Resources	760,701	25,674	28,852	27,373	15,405	19,639	15,240	48,555	16,907
Equipment	1,010,177	17,162	44,792	42,476	1,368	9,823	1,191	8,626	24,641
Furniture & Fixtures	5,000	-	-	-	-	-	-	-	-
Dues and Fees	170,314	2,730	3,130	2,930	3,130	1,765	2,930	2,730	3,130
City Services	9,539,724	228,661	293,184	220,204	265,959	211,633	261,624	210,713	278,303
Graduation	12,000	-	-	-	-	-	-	-	-
Community Partnerships	191,000	9,821	14,118	11,220	-	7,979	-	-	13,798
Debt Service	13,304,477	-	-	-	-	-	-	-	-
Indirect Costs	270,389	-	-	-	-	-	-	-	-
<b>Total All Funds</b>	<b>190,309,709</b>	<b>4,623,975</b>	<b>6,664,764</b>	<b>4,790,282</b>	<b>5,788,588</b>	<b>3,776,252</b>	<b>4,884,430</b>	<b>4,994,648</b>	<b>5,975,617</b>
Current Enrollment	14,543	409	585	449	546	332	492	466	556
Preschool at 50%	14,319	365	585	449	542	332	485	394	556

**FY17 Budget By School  
All Funds**

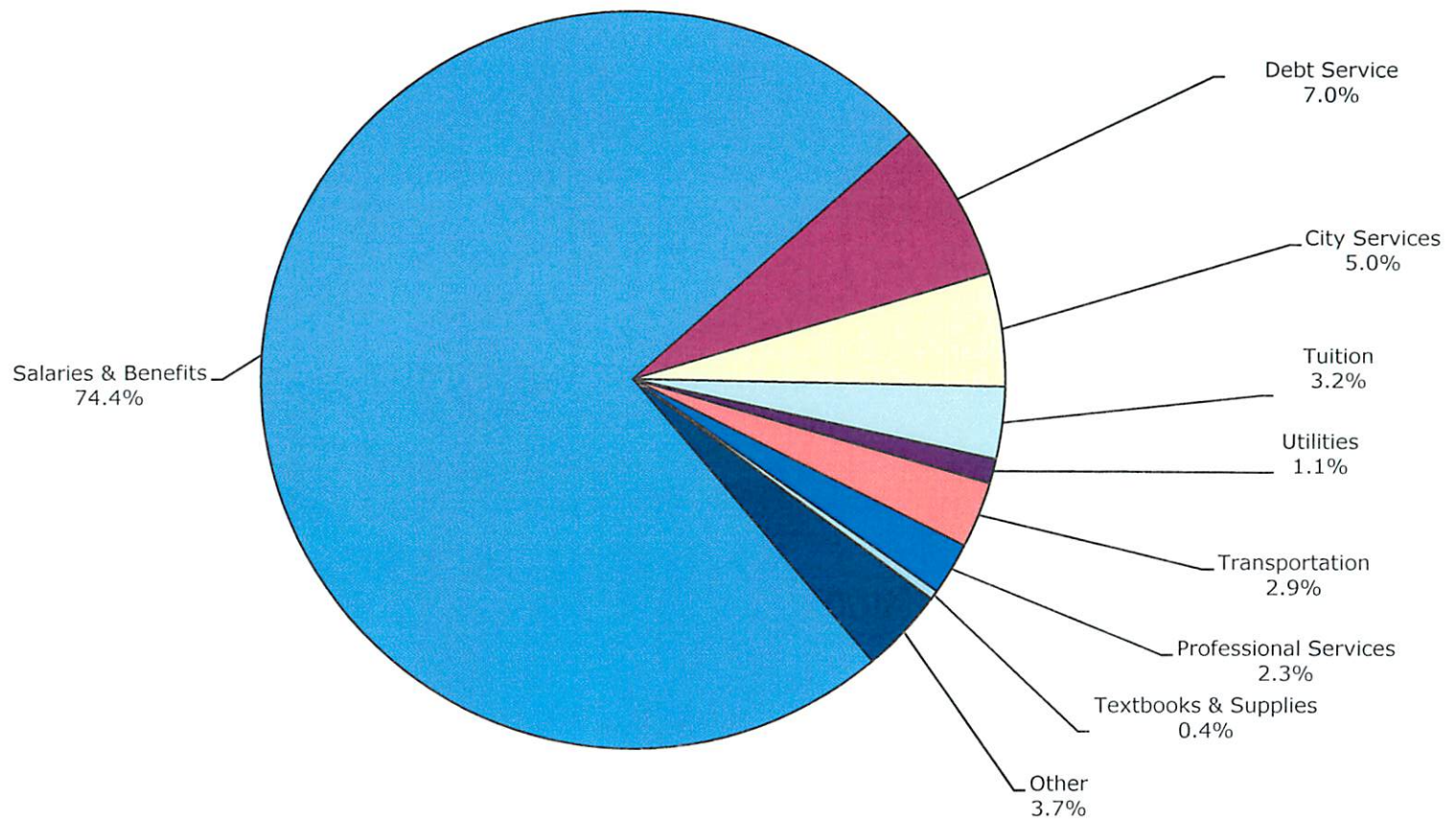
	<u>Northwest</u>	<u>Parker Varney</u>	<u>Smyth</u>	<u>Webster</u>	<u>Weston</u>	<u>Wilson</u>	<u>Hillside</u>	<u>McLaughlin</u>	<u>Parkside</u>
Salaries	4,137,613	3,376,699	3,116,120	2,977,512	3,004,879	2,622,592	5,076,478	4,986,443	4,840,386
Employee Benefits	1,928,036	1,581,585	1,419,388	1,356,317	1,365,821	1,237,938	2,312,454	2,271,083	2,203,897
Tuition and Staff Development	11,500	11,500	11,500	11,500	11,500	11,500	11,500	11,550	11,575
Professional and Technical Services	186,687	321,615	116,403	104,969	99,323	171,338	128,287	130,190	160,031
Repairs and Maintenance	18,189	9,919	6,517	10,950	11,956	13,020	18,486	16,211	14,942
Rental of Land and Buildings	-	-	-	-	-	-	-	-	-
Rental of Equipment	9,272	4,636	-	4,636	-	-	9,272	11,430	4,636
Transportation • Regular Education	71,034	70,482	43,493	130,480	108,964	7,737	206,283	335,302	192,219
Transportation • Student Services	103,259	160,822	87,203	63,028	49,214	60,969	73,532	72,183	99,842
Insurance	6,468	6,279	3,128	5,892	6,691	3,183	14,557	11,788	9,356
Telephone	3,267	2,612	2,178	2,527	2,457	2,800	3,223	3,063	2,886
Postage	1,368	1,000	744	875	948	950	1,643	1,481	1,263
Advertising	-	750	-	-	-	-	-	-	-
Printing & Binding	1,295	638	607	805	853	963	4,479	4,036	3,444
Tuition	-	-	-	-	-	-	-	-	-
Travel	5,074	27,436	559	1,150	1,655	3,449	1,726	1,807	1,462
General Supplies	183,008	165,395	56,396	90,803	91,855	146,036	187,381	171,553	163,567
Utilities	53,526	53,000	39,102	44,052	52,081	46,977	115,087	133,742	93,899
Books and Information Resources	39,556	30,951	12,492	15,528	17,688	51,328	22,657	22,433	16,890
Equipment	11,094	100,463	755	1,580	1,722	59,024	4,844	4,841	3,722
Furniture & Fixtures	-	-	-	-	-	-	-	-	-
Dues and Fees	3,530	3,130	2,730	2,930	2,930	2,930	4,265	4,265	4,265
City Services	243,847	255,745	225,497	244,949	257,383	236,087	548,724	559,207	544,210
Graduation	-	-	-	-	-	-	82	73	63
Community Partnerships	17,137	14,412	-	-	-	11,515	11,305	10,160	8,674
Debt Service	-	-	-	-	-	-	-	-	-
Indirect Costs	-	-	-	-	-	-	-	-	-
<b>Total All Funds</b>	<b>7,034,760</b>	<b>6,199,069</b>	<b>5,144,812</b>	<b>5,070,483</b>	<b>5,087,920</b>	<b>4,690,336</b>	<b>8,756,265</b>	<b>8,762,841</b>	<b>8,381,229</b>
Current Enrollment	702	640	413	461	487	452	849	759	613
Preschool at 50%	702	555	401	461	487	452	849	759	613



**FY17 Budget By School  
All Funds**

	<u>Southside</u>	<u>Central</u>	<u>Memorial</u>	<u>West</u>	<u>MST</u>	<u>District Wide</u>
Salaries	4,876,530	8,977,026	8,354,405	6,576,979	3,723,206	6,438,040
Employee Benefits	2,221,166	4,089,574	3,805,143	2,994,299	1,695,187	2,925,725
Tuition and Staff Development	11,500	11,500	11,661	11,574	11,500	13,000
Professional and Technical Services	177,274	310,906	321,588	277,085	118,990	487,653
Repairs and Maintenance	18,305	38,617	42,467	25,046	11,496	473,308
Rental of Land and Buildings	-	4,500	3,606	2,500	150	52,068
Rental of Equipment	4,636	4,636	9,272	4,636	1,709	8,056
Transportation • Regular Education	223,906	59,357	122,453	58,471	95,039	611,212
Transportation • Student Services	108,612	159,212	152,633	147,369	40,790	739,661
Insurance	14,530	51,759	29,861	24,502	13,759	119,485
Telephone	3,112	5,258	4,712	3,521	2,058	18,811
Postage	1,650	3,214	3,069	1,845	1,083	21,648
Advertising	-	-	-	-	-	6,250
Printing & Binding	4,495	8,300	7,931	4,787	1,505	8,123
Tuition	-	13,169	12,452	7,365	2,760	6,023,969
Travel	1,662	2,157	3,724	1,044	41,552	33,705
General Supplies	189,187	277,629	283,006	196,915	166,264	137,700
Utilities	90,177	348,237	232,961	151,551	177,153	29,836
Books and Information Resources	22,716	71,421	84,446	39,659	81,440	33,851
Equipment	4,804	12,905	15,890	7,111	313,440	317,903
Furniture & Fixtures	-	-	-	-	-	5,000
Dues and Fees	4,265	27,950	26,520	22,640	23,076	12,413
City Services	581,470	1,172,504	776,340	769,850	510,036	643,592
Graduation	82	4,354	4,117	2,437	792	-
Community Partnerships	11,361	6,447	22,096	19,606	1,351	-
Debt Service	-	-	-	-	-	13,304,477
Indirect Costs	-	-	-	-	-	270,389
<b>Total All Funds</b>	<b>8,571,441</b>	<b>15,660,633</b>	<b>14,330,355</b>	<b>11,350,794</b>	<b>7,034,338</b>	<b>32,735,875</b>
Current Enrollment	820	1,609	1,536	885	482	-
Preschool at 50%	820	1,609	1,536	885	482	-

## Manchester School District Expenditures - All Funds By Object Superintendent's Budget - Fiscal Year 2017



# **SECTION 4**

## **FIVE YEAR BUDGET PROJECTION**

ADDITIONS TO BUDGET		Annual Increase to Budget									
GENERAL FUND		FY17		FY18		FY19		FY20		FY21	
		FTE	Cost	FTE	Cost	FTE	Cost	FTE	Cost	FTE	Cost
<b>New Positions</b>											
MST High School											
Administrative Assistant		-		1	36,360			-			
Middle School											
Spanish Teachers		-		4	200,000		36,364				
Student Assistance Program (SAP) Counselors (add 1 in FY18 and 1 in FY19)		-		1	50,000	1	59,091		9,091		
<b>Total New Positions</b>		<b>0</b>	<b>-</b>	<b>6</b>	<b>286,360</b>	<b>1</b>	<b>95,455</b>	<b>0</b>	<b>9,091</b>	<b>0</b>	<b>-</b>
<b>Personnel Changes</b>											
IT Director transition to employee vs. contracted service (\$90k+benefits-cont. serv \$60k)		-		1	75,000			-			
New Position: HR Administrator-FMLA/ADA and assist current staff (\$40k+benefits)		-		1	60,000			-			
<b>Total Personnel Changes</b>		<b>0</b>	<b>-</b>	<b>2</b>	<b>135,000</b>	<b>0</b>	<b>-</b>	<b>0</b>	<b>-</b>	<b>0</b>	<b>-</b>
<b>Professional Development</b>											
Advanced Placement Training		-		-			10,000				
Summer Curriculum Writing Institute		-		-			42,000				
Middle School Math Curriculum Specialist		-		-		1	50,000				
Middle School ELA Curriculum Specialist		-		-		1	50,000				
Substitutes for CPI Training (\$60,060+FICA)		-		-			64,655				
<b>Total Professional Development</b>		<b>0</b>	<b>-</b>	<b>0</b>	<b>-</b>	<b>2</b>	<b>216,655</b>	<b>0</b>	<b>-</b>	<b>0</b>	<b>-</b>
<b>Athletics</b>											
Middle School Sports Additions											
Girls Soccer		-			27,285		(5,280)				
Softball		-					27,800		(14,000)		
Baseball		-							27,800		(14,000)
<b>Total Athletics</b>		<b>0</b>	<b>-</b>	<b>0</b>	<b>27,285</b>	<b>0</b>	<b>22,520</b>	<b>0</b>	<b>13,800</b>	<b>0</b>	<b>(14,000)</b>
<b>Transportation</b>											
Upgrade transportation software		-			12,868						
<b>Total Transportation</b>		<b>0</b>	<b>-</b>	<b>0</b>	<b>12,868</b>	<b>0</b>	<b>-</b>	<b>0</b>	<b>-</b>	<b>0</b>	<b>-</b>
<b>Resources</b>											
District wide multicultural libraries		-			2,000						
Interpretation and translation services increase		-			6,500						
English Learners supply allocation increase		-			2,000						

ADDITIONS TO BUDGET											
GENERAL FUND											
Annual Increase to Budget											
		FY17		FY18		FY19		FY20		FY21	
		FTE	Cost	FTE	Cost	FTE	Cost	FTE	Cost	FTE	Cost
Elementary classroom libraries of leveled literacy books (\$60k over 3 years)		-		20,000		-		-			(20,000)
Assessment protocols for kindergarten students		-		34,112		-		-			-
Assessment protocols for preschool students		-		34,112		-		-			-
Shades in all first floor classrooms		-		50,000		(50,000)		-			-
Additional funding for Facilities Special Projects		-		50,000		-		-			-
Naviance software		-		35,000		-		-			-
Professional development teacher books-Math (\$40k over 4 years)		-		10,000		-		-			-
Recruitment budget		-		3,500		-		-			-
Stipends for fine arts coordination (3 BLIL stipends+FICA and retirement)		-		15,230		-		-			-
<b>Total Resources</b>		<b>0</b>	<b>-</b>	<b>0</b>	<b>262,454</b>	<b>0</b>	<b>(50,000)</b>	<b>0</b>	<b>-</b>	<b>0</b>	<b>(20,000)</b>
<b>Advancements in Technology</b>											
Increase in Bandwidth		-		-		55,000		15,000			185,000
Computer refresh for Teachers and Administrators		-		22,000		-		-			103,000
Computer refresh for labs		-		-		73,000		-			-
Infrastructure for 1:1 computer:student ratio (E-rate 80%/GF 20%)		-		40,000		30,000		(70,000)			70,000
<b>Total Advancements in Technology</b>		<b>0</b>	<b>-</b>	<b>0</b>	<b>62,000</b>	<b>0</b>	<b>158,000</b>	<b>0</b>	<b>(55,000)</b>	<b>0</b>	<b>358,000</b>
<b>Audit Report Considerations</b>											
Write off of Drivers Education Deficit		-		213,067		(213,067)		-			-
Write off of Adult Education Deficit		-		56,066		(56,066)		-			-
<b>Total Audit Report Considerations</b>		<b>0</b>	<b>-</b>	<b>0</b>	<b>269,133</b>	<b>0</b>	<b>(269,133)</b>	<b>0</b>	<b>-</b>	<b>0</b>	<b>-</b>
<b>SUBTOTAL</b>		<b>0</b>	<b>-</b>	<b>8</b>	<b>1,055,100</b>	<b>3</b>	<b>173,496</b>	<b>0</b>	<b>(32,109)</b>	<b>0</b>	<b>324,000</b>
<b>Additional Funding Considerations:</b>											
<b>English Learners</b>											
Transition of EL Coord stipends from Title III to General Fund		-		31,911		5,802		-			-
Transition of Bilingual Liaisons from Title III to General Fund		-		-		3	185,547	-			-
New Position: Bilingual Liaison (1 FY19 FY21)		-		-		1	61,849	-		1	61,849
New HS EL curriculum materials (\$75k over 2 years)		-		-		-		(5,000)			(35,000)
<b>Technology (to support 1:1 computer: student ratio)</b>											
New Position: Data Reporting Coordinator (\$40k+benefits)		-		-		1	60,000	-			-
New Position: Infrastructure Support Specialist (\$40k+benefits)		-		-		-		1	60,000		-



ADDITIONS TO BUDGET GENERAL FUND		Annual Increase to Budget									
		FY17		FY18		FY19		FY20		FY21	
		FTE	Cost	FTE	Cost	FTE	Cost	FTE	Cost	FTE	Cost
<b>District Wide</b>											
Facilities											
	Removal of portable classrooms by summer 2017	-		55,000		(55,000)		-		-	
	Additional planning needed to determine impact of removal on space needs	-		-		-		-		-	
	BOSC approved projects from FY16 CIP list	-		611,491		7,529		(517,679)		(413,772)	
Human Resources											
	New Position: HR Administrator-Transition Athletics, SFNS and Adult Ed HR tasks to HR (\$40k+benefits)	-	1	60,000		-		-		-	
Curriculum and Instruction											
	New Position: Director of Guidance (College and Career Counseling \$80k+benefits)	-	1	120,000		-		-		-	
Student Services											
	New Position: Attendance Officer (\$55,564+benefits)	-	1	83,346		-		-		-	
<b>TOTAL OTHER CONSIDERATIONS</b>		<b>0</b>	<b>-</b>	<b>3</b>	<b>961,748</b>	<b>5</b>	<b>305,727</b>	<b>1</b>	<b>(462,679)</b>	<b>1</b>	<b>(386,923)</b>
<b>GRAND TOTAL</b>		<b>0</b>	<b>-</b>	<b>11</b>	<b>2,016,848</b>	<b>8</b>	<b>479,223</b>	<b>1</b>	<b>(494,788)</b>	<b>1</b>	<b>(62,923)</b>

REVENUES - ALL FUNDS

<b>Revenue Source</b>	<b>FY17</b>	<b>FY18</b>	<b>FY19</b>	<b>FY20</b>	<b>FY21</b>
Tuition-Operating	4,309,472	3,969,041	3,704,158	3,311,296	2,970,971
Tuition-Capital Costs	791,798	791,798	-	-	-
Student Activities	45,000	45,000	45,000	45,000	45,000
Interest Income Operations	135,968	135,968	135,968	135,968	135,968
Impact Fees	125,000	125,000	125,000	125,000	125,000
Indirect Cost	270,389	270,389	270,389	270,389	270,389
Other Local Sources	30,000	30,000	30,000	30,000	30,000
School Building Aid	2,740,961	2,805,549	2,899,872	3,020,576	3,118,436
Area Vocational School	674,164	674,164	674,164	674,164	674,164
Catastrophic Aid	615,892	615,892	615,892	615,892	615,892
ROTC	82,979	82,979	82,979	82,979	82,979
Medicaid	1,545,000	1,545,000	1,545,000	1,545,000	1,545,000
Prior Year Surplus	500,000	-	-	-	-
Subtotal	<u>11,866,623</u>	<u>11,090,780</u>	<u>10,128,422</u>	<u>9,856,264</u>	<u>9,613,799</u>
Adequate Education Aid	<u>57,504,780</u>	<u>57,504,780</u>	<u>57,504,780</u>	<u>57,504,780</u>	<u>57,504,780</u>
State Tax (raised locally and retained locally)	19,949,783	19,949,783	19,949,783	19,949,783	19,949,783
Local Tax	75,858,553	83,313,940	89,508,527	94,753,178	100,311,080
Total Taxes	<u>95,808,336</u>	<u>103,263,723</u>	<u>109,458,310</u>	<u>114,702,961</u>	<u>120,260,863</u>
<b>Total General Fund</b>	<b>165,179,739</b>	<b>171,859,283</b>	<b>177,091,512</b>	<b>182,064,005</b>	<b>187,379,442</b>
<b>Total Food and Nutrition Services</b>	<b>5,645,323</b>	<b>5,780,220</b>	<b>5,919,246</b>	<b>6,062,540</b>	<b>6,210,244</b>
<b>Total Special Revenue Funds</b>	<b>19,484,647</b>	<b>19,484,647</b>	<b>19,484,647</b>	<b>19,484,647</b>	<b>19,484,647</b>
<b>Grand Total</b>	<b><u>190,309,709</u></b>	<b><u>197,124,150</u></b>	<b><u>202,495,405</u></b>	<b><u>207,611,192</u></b>	<b><u>213,074,333</u></b>

EXPENDITURES - ALL FUNDS

Object	Account Name	FY17	FY18	FY19	FY20	FY21
100	Salaries	97,087,245	100,210,615	103,291,184	106,110,232	109,003,613
200	Employee Benefits	44,607,197	46,778,171	49,130,018	51,416,899	53,796,878
240	Tuition and Staff Development	267,388	267,388	267,388	267,388	267,388
300	Professional and Technical Services	4,366,061	4,348,195	4,435,914	4,472,511	4,506,833
430	Repairs and Maintenance	814,411	920,371	879,523	888,266	897,096
441	Rental of Land and Buildings	62,824	63,251	63,682	64,117	64,557
442	Rental of Equipment	96,955	97,925	98,904	99,893	100,892
510	Transportation • Regular Education	2,760,464	2,792,306	2,821,706	2,851,400	2,879,115
513	Transportation • Student Services	2,746,293	2,773,481	2,800,942	2,828,677	2,856,689
520	Insurance	361,889	365,508	369,163	372,855	376,583
531	Telephone	82,506	83,219	83,938	84,665	85,399
534	Postage	50,180	50,668	51,162	51,660	52,163
540	Advertising	7,000	10,570	10,676	10,782	10,890
550	Printing & Binding	59,123	59,663	60,208	60,759	61,316
560	Tuition	6,059,715	6,119,904	6,180,694	6,242,092	6,304,105
580	Travel	171,440	171,667	171,897	172,129	172,364
610	General Supplies	3,377,481	3,477,310	3,504,280	3,528,754	3,543,452
620	Utilities	2,067,755	2,088,344	2,109,138	2,130,140	2,151,353
640	Books and Information Resources	760,701	790,701	885,701	895,701	1,025,701
730	Equipment	1,010,177	1,077,337	1,186,337	1,116,337	1,283,337
733	Furniture & Fixtures	5,000	5,000	5,000	5,000	5,000
810	Dues and Fees	170,314	171,936	173,574	175,229	176,780
850	City Services	9,539,724	9,740,121	9,782,522	9,880,348	9,979,151
892	Graduation	12,000	12,120	12,241	12,364	12,487
893	Community Partnerships	191,000	192,910	194,839	196,787	198,755
910	Debt Service	13,304,477	13,915,968	13,923,497	13,405,818	12,992,046
999	Fund Transfers	270,389	539,502	1,276	270,389	270,389
<b>Total Expenditures</b>		<b>190,309,709</b>	<b>197,124,150</b>	<b>202,495,405</b>	<b>207,611,192</b>	<b>213,074,333</b>
<b>Increase</b>		<b>2,911,083</b>	<b>6,814,441</b>	<b>5,371,255</b>	<b>5,115,787</b>	<b>5,463,141</b>
<b>% Increase</b>		<b>1.6%</b>	<b>3.6%</b>	<b>2.7%</b>	<b>2.5%</b>	<b>2.6%</b>

**EXPENDITURES - GENERAL FUND**

Object	Account Name	FY17	FY18	FY19	FY20	FY21
100	Salaries	84,042,913	87,106,113	90,124,708	92,879,922	95,707,553
200	Employee Benefits	38,294,179	40,417,237	42,719,111	44,953,882	47,279,531
240	Tuition and Staff Development	266,000	266,000	266,000	266,000	266,000
300	Professional and Technical Services	3,079,831	3,059,505	3,144,740	3,178,828	3,210,616
430	Repairs and Maintenance	704,201	809,111	767,202	774,874	782,623
441	Rental of Land and Buildings	42,674	43,101	43,532	43,967	44,407
442	Rental of Equipment	96,955	97,925	98,904	99,893	100,892
510	Transportation • Regular Education	2,680,626	2,712,468	2,741,868	2,771,562	2,799,277
513	Transportation • Student Services	2,718,841	2,746,029	2,773,490	2,801,225	2,829,237
520	Insurance	361,889	365,508	369,163	372,855	376,583
531	Telephone	69,376	70,070	70,770	71,478	72,193
534	Postage	45,848	46,306	46,770	47,237	47,710
540	Advertising	6,000	9,560	9,656	9,752	9,850
550	Printing & Binding	45,000	45,450	45,905	46,364	46,827
560	Tuition	6,018,857	6,079,046	6,139,836	6,201,234	6,263,247
580	Travel	22,749	22,976	23,206	23,438	23,673
610	General Supplies	775,000	852,798	857,518	859,518	851,518
620	Utilities	1,996,655	2,016,622	2,036,788	2,057,156	2,077,727
640	Books and Information Resources	419,316	449,316	544,316	554,316	684,316
730	Equipment	340,430	407,590	516,590	446,590	613,590
733	Furniture & Fixtures	5,000	5,000	5,000	5,000	5,000
810	Dues and Fees	150,198	151,820	153,458	155,113	156,664
850	City Services	9,489,724	9,689,621	9,731,517	9,828,833	9,927,121
892	Graduation	12,000	12,120	12,241	12,364	12,487
893	Community Partnerships	191,000	192,910	194,839	196,787	198,755
910	Debt Service	13,304,477	13,915,968	13,923,497	13,405,818	12,992,046
999	Fund Transfers	-	269,113	(269,113)	-	-
<b>Total Expenditures</b>		<b>165,179,739</b>	<b>171,859,283</b>	<b>177,091,512</b>	<b>182,064,005</b>	<b>187,379,442</b>
<b>Increase</b>		<b>4,117,059</b>	<b>6,679,544</b>	<b>5,232,229</b>	<b>4,972,493</b>	<b>5,315,437</b>
<b>% Increase</b>		<b>2.6%</b>	<b>4.0%</b>	<b>3.0%</b>	<b>2.8%</b>	<b>2.9%</b>

# **SECTION 5**

## **EXPENDITURE DETAIL**

**SALARIES (object code 100)  
SUMMARY**

	<u>Total</u>	<u>General Fund</u>	<u>School Food and Nutrition</u>	<u>Special Revenue Funds</u>
Salary Detail:				
School Board	28,000	28,000	-	-
Administration	2,865,745	1,715,849	75,377	1,074,519
Principals	5,020,674	5,020,674	-	-
Psychologists	808,091	635,033	-	173,058
Teachers	72,041,032	65,881,641	-	6,159,391
Support Staff	3,003,970	2,647,284	225,814	130,873
Paraprofessionals, Tutors & Certified Instructors	6,945,663	4,569,583	-	2,376,080
Food Service Workers	1,565,469	-	1,565,469	-
Subtotal	<u>92,278,644</u>	<u>80,498,063</u>	<u>1,866,660</u>	<u>9,913,921</u>
Allocation of Beech Commissary	-	-	-	-
Total Base Salary	<u>92,278,644</u>	<u>80,498,063</u>	<u>1,866,660</u>	<u>9,913,921</u>
Additional Costs:				
Teachers:				
Additional Compensation	315,051	224,448	-	90,603
Extra Curricular Stipends	1,347,078	299,942	-	1,047,136
Degree Changes	100,000	100,000	-	-
Prep Mods and Detention Duty	60,000	60,000	-	-
District Wide:				
Substitutes	1,224,920	1,100,000	90,000	34,920
Per Diem	500,000	500,000	-	-
Athletics	525,685	525,685	-	-
Summer School-Special Education	200,000	200,000	-	-
Tutors	55,000	55,000	-	-
Overtime	26,000	10,000	16,000	-
Bonus Days & Medical Incentives	112,000	105,000	7,000	-
Salary Adjustments	50,207	50,207	-	-
Severance	846,271	812,271	34,000	-
Savings on retirements replaced at lower rate	(553,612)	(497,703)	(8,000)	(47,909)
	<u>4,808,601</u>	<u>3,544,850</u>	<u>139,000</u>	<u>1,124,751</u>
<b>Total Salaries</b>	<u><u>97,087,245</u></u>	<u><u>84,042,913</u></u>	<u><u>2,005,660</u></u>	<u><u>11,038,672</u></u>

**SALARIES (object code 100)  
ALL FUNDS**

	<b>Budget FY17</b>	<b>Bakersville</b>	<b>Beech</b>	<b>Gossler</b>	<b>Green Acres</b>	<b>Hallsville</b>	<b>Highland</b>	<b>Jewett</b>	<b>McDonough</b>
<b>Salary Detail:</b>									
School Board	28,000	-	-	-	-	-	-	-	-
Administration	2,865,745	51,349	56,826	29,182	-	25,586	-	-	26,131
Principals	5,020,674	182,899	182,131	178,182	179,055	135,357	182,131	178,520	178,182
Psychologists	808,091	41,360	31,751	30,788	50,133	22,247	-	25,662	-
Teachers	72,041,032	1,851,508	2,857,046	1,914,326	2,552,024	1,524,872	2,184,512	2,165,959	2,661,054
Support Staff	3,003,970	37,764	113,495	39,073	44,359	37,926	43,344	37,764	41,966
Paraprofessionals, Tutors & Certified Instructors	6,945,663	315,148	425,800	375,961	369,136	229,744	275,433	345,622	351,389
Food Service Workers	1,565,469	21,286	156,403	30,402	19,843	25,454	18,147	20,923	34,670
Subtotal	92,278,644	2,501,314	3,823,452	2,597,913	3,214,551	2,001,186	2,703,567	2,774,450	3,293,392
Allocation of Beech Commissary	-	11,676	(139,946)	14,108	7,946	9,243	9,892	6,649	16,378
<b>Total Base Salary</b>	<b>92,278,644</b>	<b>2,512,989</b>	<b>3,683,507</b>	<b>2,612,022</b>	<b>3,222,496</b>	<b>2,010,429</b>	<b>2,713,459</b>	<b>2,781,099</b>	<b>3,309,771</b>
<b>Additional Costs:</b>									
<b>Teachers:</b>									
Additional Compensation	315,051	5,587	5,587	5,587	5,587	9,312	5,587	5,587	5,587
Extra Curricular Stipends	1,347,078	42,625	33,542	32,569	2,347	33,569	1,416	2,831	39,615
Degree Changes	100,000	4,545	4,545	4,545	4,545	4,545	4,545	4,545	4,545
Prep Mods and Detention Duty	60,000	2,727	2,727	2,727	2,727	2,727	2,727	2,727	2,727
<b>District Wide:</b>									
Substitutes	1,224,920	51,852	62,956	57,501	51,562	53,950	51,576	54,549	54,869
Per Diem	500,000	22,727	22,727	22,727	22,727	22,727	22,727	22,727	22,727
Athletics	525,685	-	-	-	-	-	-	-	-
Summer School-Special Education	200,000	14,286	14,286	14,286	14,286	14,286	14,286	14,286	14,286
Tutors	55,000	2,500	2,500	2,500	2,500	2,500	2,500	2,500	2,500
Overtime	26,000	-	-	-	-	-	-	-	-
Bonus Days & Medical Incentives	112,000	4,773	4,773	4,773	4,773	4,773	4,773	4,773	4,773
Salary Adjustments	50,207	2,183	2,183	2,183	2,183	2,183	2,183	2,183	2,183
Severance	846,271	-	-	-	79,938	-	-	54,666	52,443
Savings on retirements replaced at lower rate	(553,612)	-	-	-	(41,606)	-	-	(49,170)	(45,388)
	4,808,601	153,805	155,826	149,398	151,569	150,572	112,320	122,204	160,867
<b>Total All Funds</b>	<b>97,087,245</b>	<b>2,666,795</b>	<b>3,839,332</b>	<b>2,761,420</b>	<b>3,374,066</b>	<b>2,161,001</b>	<b>2,825,779</b>	<b>2,903,303</b>	<b>3,470,638</b>

**SALARIES (object code 100)  
ALL FUNDS**

	<u>Northwest</u>	<u>Parker Varney</u>	<u>Smyth</u>	<u>Webster</u>	<u>Weston</u>	<u>Wilson</u>	<u>Hillside</u>	<u>McLaughlin</u>	<u>Parkside</u>
<b>Salary Detail:</b>									
School Board	-	-	-	-	-	-	-	-	-
Administration	25,586	25,586	-	-	-	54,945	25,586	70,106	25,586
Principals	182,026	178,182	178,182	178,182	181,258	182,131	276,679	284,232	276,679
Psychologists	16,962	-	16,217	-	24,326	33,422	37,078	46,182	41,778
Teachers	3,382,741	2,470,543	2,284,342	2,293,629	2,426,379	1,982,746	4,046,009	3,976,661	3,732,696
Support Staff	35,540	42,676	39,073	35,276	42,790	36,721	54,686	110,056	68,857
Paraprofessionals, Tutors & Certified Instructors	241,197	409,068	432,818	300,692	196,787	158,218	343,547	237,021	360,925
Food Service Workers	30,238	30,221	23,744	25,176	28,857	36,156	130,016	129,226	134,709
Subtotal	3,914,290	3,156,276	2,974,376	2,832,955	2,900,396	2,484,338	4,913,601	4,853,484	4,641,230
Allocation of Beech Commissary	19,297	-	6,000	11,189	11,351	16,216	-	-	-
Total Base Salary	3,933,587	3,156,276	2,980,376	2,844,144	2,911,748	2,500,554	4,913,601	4,853,484	4,641,230
<b>Additional Costs:</b>									
<b>Teachers:</b>									
Additional Compensation	5,587	5,587	5,587	5,587	5,587	5,587	-	-	-
Extra Curricular Stipends	39,227	85,290	1,416	2,831	2,347	28,569	48,242	42,953	55,804
Degree Changes	4,545	4,545	4,545	4,545	4,545	4,545	4,545	4,545	4,545
Prep Mods and Detention Duty	2,727	2,727	2,727	2,727	2,727	2,727	2,727	2,727	2,727
<b>District Wide:</b>									
Substitutes	55,383	58,198	51,671	52,043	52,259	54,943	57,306	57,262	57,570
Per Diem	22,727	22,727	22,727	22,727	22,727	22,727	22,727	22,727	22,727
Athletics	-	-	-	-	-	-	17,873	17,873	16,296
Summer School-Special Education	14,286	14,286	14,286	14,286	14,286	14,286	-	-	-
Tutors	2,500	2,500	2,500	2,500	2,500	2,500	2,500	2,500	2,500
Overtime	-	-	-	-	-	-	-	-	-
Bonus Days & Medical Incentives	4,773	4,773	4,773	4,773	4,773	4,773	4,773	4,773	4,773
Salary Adjustments	2,183	2,183	2,183	2,183	2,183	2,183	2,183	2,183	2,183
Severance	116,280	42,192	46,969	39,969	-	-	-	-	65,696
Savings on retirements replaced at lower rate	(66,191)	(24,585)	(23,640)	(20,803)	(20,803)	(20,803)	-	(24,585)	(35,666)
	204,027	220,423	135,744	133,368	93,131	122,037	162,877	132,959	199,156
<b>Total All Funds</b>	<b>4,137,614</b>	<b>3,376,699</b>	<b>3,116,120</b>	<b>2,977,512</b>	<b>3,004,879</b>	<b>2,622,592</b>	<b>5,076,478</b>	<b>4,986,443</b>	<b>4,840,386</b>



**SALARIES (object code 100)  
ALL FUNDS**

	<u>Southside</u>	<u>Central</u>	<u>Memorial</u>	<u>West</u>	<u>MST</u>	<u>District Wide</u>
Salary Detail:						
School Board	-	-	-	-	-	28,000
Administration	29,182	32,620	32,620	32,195	41,809	2,280,853
Principals	284,232	498,707	409,426	309,299	205,002	-
Psychologists	25,654	41,360	20,707	67,847	41,778	192,839
Teachers	3,880,762	7,372,896	6,734,257	5,078,258	2,736,869	1,930,941
Support Staff	72,083	255,653	224,275	159,441	86,140	1,345,011
Paraprofessionals, Tutors & Certified Instructors	297,142	258,909	408,469	356,885	180,416	75,335
Food Service Workers	123,084	175,819	194,042	136,437	40,617	-
Subtotal	4,712,139	8,635,964	8,023,796	6,140,363	3,332,631	5,852,980
Allocation of Beech Commissary	-	-	-	-	-	-
Total Base Salary	4,712,139	8,635,964	8,023,796	6,140,363	3,332,631	5,852,980
Additional Costs:						
Teachers:						
Additional Compensation	-	36,505	41,720	125,737	-	29,146
Extra Curricular Stipends	50,145	61,539	52,673	51,592	289,157	346,779
Degree Changes	4,545	4,545	4,545	4,545	4,545	-
Prep Mods and Detention Duty	2,727	2,727	2,727	2,727	2,727	-
District Wide:						
Substitutes	56,917	59,880	60,904	57,667	52,282	1,820
Per Diem	22,727	22,727	22,727	22,727	22,727	-
Athletics	17,873	148,769	162,962	144,038	-	-
Summer School-Special Education	-	-	-	-	-	-
Tutors	2,500	2,500	2,500	2,500	2,500	-
Overtime	-	-	-	-	-	26,000
Bonus Days & Medical Incentives	4,773	4,773	4,773	4,773	4,773	7,000
Salary Adjustments	2,183	2,183	2,183	2,183	2,183	2,183
Severance	-	42,192	-	41,451	22,022	242,453
Savings on retirements replaced at lower rate	-	(47,279)	(27,107)	(23,324)	(12,342)	(70,321)
	164,390	341,061	330,608	436,616	390,575	585,060
<b>Total All Funds</b>	<b>4,876,530</b>	<b>8,977,026</b>	<b>8,354,404</b>	<b>6,576,979</b>	<b>3,723,206</b>	<b>6,438,040</b>

SALARIES					FY17 GF		FY17 SFNS		FY17 SRF		FY17 Total	
Last Name	First Name	Job Class Description	Location Desc	Retiree	FTE	Total	FTE	Total	FTE	Total	FTE	Total
ADAMS	JUDITH	PRINCIPAL	BAKERSVILLE		1.00	97,341.00					1.00	97,341.00
SOUCY	STEVEN	ASST. PRIN	BAKERSVILLE		1.00	85,558.00					1.00	85,558.00
BEAUDRY	GERALYNNE	SHYR SUPPR	BAKERSVILLE		1.00	37,764.30					1.00	37,764.30
CHASE	KAYLA	FEDP ADMIN	BAKERSVILLE						1.00	25,585.83	1.00	25,585.83
BALL	JILMA	PT HOURLY	BAKERSVILLE						0.30	12,881.42	0.30	12,881.42
BALL	JILMA	PT HOURLY	BAKERSVILLE						0.30	12,881.42	0.30	12,881.42
VITAGLIANO	JAMES	PSCHY	BAKERSVILLE		0.50	41,360.22					0.50	41,360.22
KELLEY	ANN	ART TEACH	BAKERSVILLE		0.60	24,825.69					0.60	24,825.69
FARRAGHER-PARAS	KELLY	EL TEACH	BAKERSVILLE		1.00	61,491.15					1.00	61,491.15
MACDUFF	CHERYL	EL TEACH	BAKERSVILLE		1.00	43,611.15					1.00	43,611.15
BICKFORD	JESSICA	ELEM TEACH	BAKERSVILLE		1.00	63,726.15					1.00	63,726.15
BISHOP	NICOLE	ELEM TEACH	BAKERSVILLE		1.00	45,846.15					1.00	45,846.15
CANOTAS	LUCY	ELEM TEACH	BAKERSVILLE		1.00	59,256.15					1.00	59,256.15
DUBE	JUSTINE	ELEM TEACH	BAKERSVILLE		1.00	39,141.15					1.00	39,141.15
EAGEN	KATHERINE	ELEM TEACH	BAKERSVILLE		1.00	61,491.15					1.00	61,491.15
FOUGERE	EMILY	ELEM TEACH	BAKERSVILLE		1.00	39,141.15					1.00	39,141.15
HENDRIES	CAROL	ELEM TEACH	BAKERSVILLE		1.00	66,305.00					1.00	66,305.00
MCGUIRE	SUE-ELLEN	ELEM TEACH	BAKERSVILLE		1.00	66,305.00					1.00	66,305.00
MCHUGH	JAMIE	ELEM TEACH	BAKERSVILLE		1.00	54,786.15					1.00	54,786.15
MENSWAR	COURTNEY	ELEM TEACH	BAKERSVILLE						1.00	41,376.15	1.00	41,376.15
MULLANEY	ERIN	ELEM TEACH	BAKERSVILLE		1.00	39,141.15					1.00	39,141.15
PAROLIN	JACLYN	ELEM TEACH	BAKERSVILLE						1.00	39,141.15	1.00	39,141.15
SIMS	ANDREW	ELEM TEACH	BAKERSVILLE		1.00	41,376.15					1.00	41,376.15
JUNEAU	NANCY	GUIDANCE C	BAKERSVILLE		1.00	70,775.00					1.00	70,775.00
LEVANGIE	RACHEL	GUIDANCE C	BAKERSVILLE		0.50	21,805.58					0.50	21,805.58
LAROCCA	MARY	HEALTH TE	BAKERSVILLE		0.60	39,576.69					0.60	39,576.69
JETTE	LAUREEN	KINDER TE	BAKERSVILLE		1.00	45,846.15					1.00	45,846.15
O'NEILL SAPIENZA	ANDREA	KINDER TE	BAKERSVILLE		1.00	61,491.15					1.00	61,491.15
PEABODY	ABIGAIL	KINDER TE	BAKERSVILLE		1.00	39,141.15					1.00	39,141.15
LANDRIGAN	PHILOMENA	LIT/MATH I	BAKERSVILLE						0.70	51,628.50	0.70	51,628.50
PALMER	ANGELA	MEDIA SPEC	BAKERSVILLE		1.00	63,726.15					1.00	63,726.15
BALLOU	KENNETH	MUSIC TEAC	BAKERSVILLE		0.50	19,570.58					0.50	19,570.58
DESMARAIS	PAUL	MUSIC TEAC	BAKERSVILLE		0.30	18,447.35					0.30	18,447.35
PIANTIGINI	MARK	PHYS ED TE	BAKERSVILLE		0.60	28,848.69					0.60	28,848.69
COLE	PEGGY	PRESC SPED	BAKERSVILLE						1.00	65,961.15	1.00	65,961.15
TRASK	SARAH	PRESC SPED	BAKERSVILLE						1.00	41,376.15	1.00	41,376.15
WOODBURY	ALYSSA	PRESC SPED	BAKERSVILLE						1.00	41,376.15	1.00	41,376.15
GAMACHE	LYNN	READING SU	BAKERSVILLE						1.00	73,755.00	1.00	73,755.00
KELLY	KATHLEEN	SOCIAL WOR	BAKERSVILLE						0.60	39,783.00	0.60	39,783.00
CHARLAND	GERARD	SPED TEACH	BAKERSVILLE		1.00	66,305.00					1.00	66,305.00
GAGNE	ROBERT	SPED TEACH	BAKERSVILLE		1.00	61,491.15					1.00	61,491.15
LEVASSEUR	PAUL	SPED TEACH	BAKERSVILLE		0.60	27,507.69					0.60	27,507.69
REDD	KAREN	SPED TEACH	BAKERSVILLE		1.00	51,061.15					1.00	51,061.15
SHAFFER	KATELYN	SPED TEACH	BAKERSVILLE		0.50	20,688.08					0.50	20,688.08
HUGHES KERAIVICH	KELLY	SPEECH PA	BAKERSVILLE		1.00	70,775.00					1.00	70,775.00
VACANT		SPEECH PA	BAKERSVILLE		1.00	43,611.15					1.00	43,611.15
SCHEINMAN	CECILIA	PARA EL	BAKERSVILLE		1.00	15,814.05					1.00	15,814.05

SALARIES												
Last Name	First Name	Job Class Description	Location Desc	Retiree	FY17 GF		FY17 SFNS		FY17 SRF		FY17 Total	
					FTE	Total	FTE	Total	FTE	Total	FTE	Total
SPRAGUE	KAREN	PARA EL	BAKERSVILLE		1.00	16,321.28					1.00	16,321.28
TOOLIN	BEVERLY	PARA EL	BAKERSVILLE		1.00	15,363.19					1.00	15,363.19
CELONE	MAYELA	PARA SPED	BAKERSVILLE		1.00	20,649.57					1.00	20,649.57
DWYER	CAROLYN	PARA SPED	BAKERSVILLE		1.00	20,649.57					1.00	20,649.57
FOX	BARBARA	PARA SPED	BAKERSVILLE		1.00	20,649.57					1.00	20,649.57
LOGUE	LAURIE	PARA SPED	BAKERSVILLE		1.00	14,889.78					1.00	14,889.78
SEAVEY	TERRY	PARA SPED	BAKERSVILLE						1.00	20,649.57	1.00	20,649.57
BAILEY	JENNIFER	CERT INST	BAKERSVILLE						1.00	25,997.98	1.00	25,997.98
CARRIER	CAROLYN	CERT INST	BAKERSVILLE						1.00	21,661.45	1.00	21,661.45
HOY	ANTONIA	CERT INST	BAKERSVILLE						1.00	25,997.98	1.00	25,997.98
LEE-PEREZ	CYNTHIA	CERT INST	BAKERSVILLE						1.00	15,341.90	1.00	15,341.90
MAZUMDAR	KRISTEN	CERT INST	BAKERSVILLE						1.00	15,668.53	1.00	15,668.53
NEWHOUSE	ANNE	CERT INST	BAKERSVILLE						1.00	19,467.54	1.00	19,467.54
THIBEAULT	CHELSEA	CERT INST	BAKERSVILLE						1.00	15,341.90	1.00	15,341.90
VACANT		CERT INST	BAKERSVILLE						1.00	15,341.90	1.00	15,341.90
VACANT		CERT INST	BAKERSVILLE						1.00	15,341.90	1.00	15,341.90
LEE	MARY	SF WORKER	BAKERSVILLE				1.00	10,642.76			1.00	10,642.76
TACKER	MARTHA	SF WORKER	BAKERSVILLE				1.00	10,642.76			1.00	10,642.76
					37.70	1,843,471.65	2.00	21,285.52	18.91	636,556.60	58.61	2,501,313.78
BRENNAN	CHRISTINE	PRINCIPAL	BEECH		1.00	97,341.00					1.00	97,341.00
ESPINOLA	KELLY	ASST. PRIN	BEECH		1.00	84,790.00					1.00	84,790.00
BOULANGER	TERESA	SHYR SUPPR	BEECH		1.00	35,382.90					1.00	35,382.90
ROGERS	KAREN	SHYR SUPPR	BEECH		1.00	41,966.40					1.00	41,966.40
GONZALEZ	NORMA	FEDP ADMIN	BEECH						1.00	29,181.92	1.00	29,181.92
GEROW	AMY	PT HOURLY	BEECH						0.30	13,821.95	0.30	13,821.95
GEROW	AMY	PT HOURLY	BEECH						0.30	13,821.95	0.30	13,821.95
ERSICK	MARK	PSCHY	BEECH						0.40	31,751.00	0.40	31,751.00
SILVA	JENNIFER	ART TEACH	BEECH		1.00	69,285.00					1.00	69,285.00
BARILKAITE	VILJA	EL TEACH	BEECH		1.00	68,196.15					1.00	68,196.15
CADE	LYNN	EL TEACH	BEECH		1.00	70,775.00					1.00	70,775.00
CHAMPAGNE	CHANTELLE	EL TEACH	BEECH		1.00	43,611.15					1.00	43,611.15
DUNN	KATHLEEN	EL TEACH	BEECH		1.00	43,611.15					1.00	43,611.15
KISONAK	PAMELA	EL TEACH	BEECH		1.00	46,591.15					1.00	46,591.15
LAMONT	JUDITH	EL TEACH	BEECH		1.00	66,706.15					1.00	66,706.15
POWER	PAMELA	EL TEACH	BEECH		1.00	59,256.15					1.00	59,256.15
SCHEINMAN	DANIEL	EL TEACH	BEECH		1.00	73,755.00					1.00	73,755.00
BASSO	MADELEINE	ELEM TEACH	BEECH		1.00	39,141.15					1.00	39,141.15
BOUCHARD	CHRISTINE	ELEM TEACH	BEECH		1.00	66,305.00					1.00	66,305.00
BOULANGER	HANNAH	ELEM TEACH	BEECH		1.00	59,256.15					1.00	59,256.15
BRANSCOMBE	JEANNE	ELEM TEACH	BEECH		1.00	70,775.00					1.00	70,775.00
CARON	AMY	ELEM TEACH	BEECH		1.00	50,316.15					1.00	50,316.15
CARROLL	LAURI	ELEM TEACH	BEECH		1.00	66,305.00					1.00	66,305.00
COLLINS	JESSICA	ELEM TEACH	BEECH		1.00	43,611.15					1.00	43,611.15
COPENHAVER	KELLY	ELEM TEACH	BEECH		1.00	48,081.15					1.00	48,081.15
EASTMAN	VANESSA	ELEM TEACH	BEECH		1.00	66,305.00					1.00	66,305.00
FARGO	MICHELLE	ELEM TEACH	BEECH		1.00	43,611.15					1.00	43,611.15

SALARIES												
Last Name	First Name	Job Class Description	Location Desc	Retiree	FY17 GF		FY17 SFNS		FY17 SRF		FY17 Total	
					FTE	Total	FTE	Total	FTE	Total	FTE	Total
MAHONEY	JILL	ELEM TEACH	BEECH		1.00	70,775.00					1.00	70,775.00
MARTIN	MACKENZIE	ELEM TEACH	BEECH		1.00	43,611.15					1.00	43,611.15
MAYOTTE	NICOLE	ELEM TEACH	BEECH		1.00	39,141.15					1.00	39,141.15
RYAN	SHAUNA	ELEM TEACH	BEECH						1.00	66,305.00	1.00	66,305.00
SAY	KIMBERLY	ELEM TEACH	BEECH		1.00	61,491.15					1.00	61,491.15
SCOTT	CHRISTINA	ELEM TEACH	BEECH		1.00	43,611.15					1.00	43,611.15
SMART	LINDSAY	ELEM TEACH	BEECH		1.00	59,256.15					1.00	59,256.15
GRACE	SHEILA	GUIDANCE C	BEECH		1.00	73,755.00					1.00	73,755.00
OBERTI	JANET	HEALTH TE	BEECH		1.00	57,021.15					1.00	57,021.15
BARDEN	KRISTIN	KINDER TE	BEECH		1.00	61,491.15					1.00	61,491.15
CHANDRONNAIT	SUSAN	KINDER TE	BEECH		1.00	63,726.15					1.00	63,726.15
KOEHLER	BETHANY	KINDER TE	BEECH		1.00	61,491.15					1.00	61,491.15
SLATER	MARILYN	KINDER TE	BEECH		1.00	70,775.00					1.00	70,775.00
VACANT		KINDER TE	BEECH		1.00	43,611.15					1.00	43,611.15
HAVELES-PELLETIER	KRISTINE	LANG SPEC	BEECH						1.00	74,500.00	1.00	74,500.00
BERGERON	SIOBHAN	LIT/MATH I	BEECH						1.00	54,786.15	1.00	54,786.15
BOISVERT	MARK	LIT/MATH I	BEECH						1.00	56,276.15	1.00	56,276.15
GRAY	MELISSA	LIT/MATH I	BEECH						1.00	63,726.15	1.00	63,726.15
LANDIES	KIMBERLY	MEDIA SPEC	BEECH		1.00	74,500.00					1.00	74,500.00
SHUMWAY	RYAN	MUSIC TEAC	BEECH		1.00	39,141.15					1.00	39,141.15
NEWMAN	KELLY	PHYS ED TE	BEECH		1.00	61,491.15					1.00	61,491.15
PLOURDE	KIMBERLY	PRESC SPED	BEECH		1.00	63,726.15					1.00	63,726.15
SMITH	MICHELE M.	READING SU	BEECH						1.00	73,755.00	1.00	73,755.00
LONGO	DANIELLE	SOCIAL WOR	BEECH						1.00	68,196.15	1.00	68,196.15
COTA	JON	SPED TEACH	BEECH		0.50	36,877.50					0.50	36,877.50
ELLIS	KIM	SPED TEACH	BEECH		1.00	61,491.15					1.00	61,491.15
GLEASON	CHARLENE	SPED TEACH	BEECH		1.00	70,775.00					1.00	70,775.00
LABRECQUE	ROBERTA	SPED TEACH	BEECH		1.00	54,786.15					1.00	54,786.15
MADDEN	MAUREEN	SPED TEACH	BEECH		1.00	66,305.00					1.00	66,305.00
PAPANTONES	JOHANNA	SPED TEACH	BEECH		0.50	25,158.08					0.50	25,158.08
AL QARAGHULI	NIDHAL	PARA EL	BEECH						1.00	13,266.67	1.00	13,266.67
CONNORS	MARY BETH	PARA EL	BEECH		1.00	19,477.32					1.00	19,477.32
GRAY	JESSICA	PARA EL	BEECH		1.00	13,266.67					1.00	13,266.67
LEVESQUE	SUSAN	PARA EL	BEECH		1.00	19,477.32					1.00	19,477.32
AINSWORTH	JAYNE	PARA SPED	BEECH		1.00	20,649.57					1.00	20,649.57
CLAYTON	ANITA	PARA SPED	BEECH		1.00	20,649.57					1.00	20,649.57
CROCKETT	MEGHAN	PARA SPED	BEECH		1.00	13,266.67					1.00	13,266.67
GASIS	MARIANA	PARA SPED	BEECH						1.00	20,649.57	1.00	20,649.57
HUBERTY	MELANIE	PARA SPED	BEECH		1.00	20,649.57					1.00	20,649.57
KATZ	DIANA	PARA SPED	BEECH		1.00	21,280.78					1.00	21,280.78
BELIVEAU	KELLY	CERT INST	BEECH						1.00	15,440.88	1.00	15,440.88
CAREY	NICHOLAS	CERT INST	BEECH						1.00	15,341.90	1.00	15,341.90
CROSIER	CATHI	CERT INST	BEECH						1.00	25,997.98	1.00	25,997.98
DEMERS	FRANCOISE	CERT INST	BEECH						1.00	15,341.90	1.00	15,341.90
HARNOIS	JENNIFER	CERT INST	BEECH						1.00	15,341.90	1.00	15,341.90
HENDRICKSON	LEONA	CERT INST	BEECH						1.00	25,997.98	1.00	25,997.98
JAMIESON	JORDYN	CERT INST	BEECH						1.00	15,341.90	1.00	15,341.90

SALARIES					FY17 GF		FY17 SFNS		FY17 SRF		FY17 Total	
Last Name	First Name	Job Class Description	Location Desc	Retiree	FTE	Total	FTE	Total	FTE	Total	FTE	Total
MARCELLINO	JULIE	CERT INST	BEECH						1.00	24,916.50	1.00	24,916.50
PERKINS	ROBIN	CERT INST	BEECH						1.00	17,421.49	1.00	17,421.49
RUSSELL	VICTORIA	CERT INST	BEECH						1.00	15,341.90	1.00	15,341.90
ST LAURENT	KIERA	CERT INST	BEECH						1.00	15,341.90	1.00	15,341.90
VIGNEAU	CHRISTINE	CERT INST	BEECH						1.00	15,341.90	1.00	15,341.90
VON SUCK	CAROL ANN	CERT INST	BEECH						1.00	25,997.98	1.00	25,997.98
HOWARD	RUTH	SF 52WK	BEECH				1.00	36,146.02			1.00	36,146.02
LAMY	ANNETTE	SF COOK	BEECH				1.00	16,990.46			1.00	16,990.46
WORSTER	KATHY	SF COOK	BEECH				1.00	25,346.85			1.00	25,346.85
BELANGER	SHANNON	SF WORKER	BEECH				1.00	8,478.12			1.00	8,478.12
CAVANAUGH	LAURIE	SF WORKER	BEECH				1.00	17,669.88			1.00	17,669.88
FAHEY	BRENDA	SF WORKER	BEECH				1.00	12,717.18			1.00	12,717.18
GALVEZ	GUADALUPE	SF WORKER	BEECH				1.00	12,600.51			1.00	12,600.51
GRANADOS	MARIBEL	SF WORKER	BEECH				1.00	15,377.29			1.00	15,377.29
LEVESQUE	CATHERINE	SF WORKER	BEECH				1.00	13,776.94			1.00	13,776.94
PINARD	CONSTANCE	SF WORKER	BEECH				1.00	8,478.12			1.00	8,478.12
STEELE	THERESA	SF WORKER	BEECH				1.00	8,657.02			1.00	8,657.02
TORRES ROJAS	GLADYS	SF WORKER	BEECH				1.00	16,310.66			1.00	16,310.66
					53.00	2,807,699.52	12.00	192,549.03	24.01	823,203.79	89.01	3,823,452.35
UPHAM	LORI	PRINCIPAL	GOSSLER		1.00	96,468.00					1.00	96,468.00
TAPPIN	MANDI	ASST. PRIN	GOSSLER		1.00	81,714.00					1.00	81,714.00
CAMIRE	HELEN	SHYR SUPPR	GOSSLER		1.00	39,072.60					1.00	39,072.60
IRELAND	JESSICA	FEDP ADMIN	GOSSLER						0.25	7,295.48	0.25	7,295.48
IRELAND	JESSICA	FEDP ADMIN	GOSSLER						0.75	21,886.44	0.75	21,886.44
MORAN	DONNA	PSCHY	GOSSLER						0.40	30,787.84	0.40	30,787.84
FOURNIER	ASHLEY	ART TEACH	GOSSLER		1.00	54,786.15					1.00	54,786.15
LOVEJOY	AUDRA	EL TEACH	GOSSLER		1.00	54,786.15					1.00	54,786.15
CARPENTER	JONATHAN	ELEM TEACH	GOSSLER		1.00	54,786.15					1.00	54,786.15
GEHRIS	STACEY	ELEM TEACH	GOSSLER		1.00	70,431.15					1.00	70,431.15
HUNT	JOY	ELEM TEACH	GOSSLER		1.00	59,256.15					1.00	59,256.15
MALONEY	STEFFANY	ELEM TEACH	GOSSLER		1.00	66,305.00					1.00	66,305.00
MILLER	DEBRA	ELEM TEACH	GOSSLER		1.00	63,726.15					1.00	63,726.15
O'LEARY	MARGARET	ELEM TEACH	GOSSLER		1.00	52,551.15					1.00	52,551.15
ROBERTS	BRITTANY	ELEM TEACH	GOSSLER						1.00	39,141.15	1.00	39,141.15
SCHNICK	MARIE	ELEM TEACH	GOSSLER						1.00	70,775.00	1.00	70,775.00
SCHOU	PATRICIA	ELEM TEACH	GOSSLER		1.00	41,376.15					1.00	41,376.15
SIMPSON	STEPHANIE	ELEM TEACH	GOSSLER		1.00	66,305.00					1.00	66,305.00
TILTON	JAMIE	ELEM TEACH	GOSSLER		1.00	39,141.15					1.00	39,141.15
TROY	JUDITH	ELEM TEACH	GOSSLER		1.00	65,961.15					1.00	65,961.15
VILLENEUVE	AMY	ELEM TEACH	GOSSLER		1.00	66,305.00					1.00	66,305.00
WHITMORE	LINDA	ELEM TEACH	GOSSLER		1.00	43,611.15					1.00	43,611.15
WILLETTE	MALLORY	ELEM TEACH	GOSSLER		1.00	50,316.15					1.00	50,316.15
DEAMICIS	BETH	GUIDANCE C	GOSSLER		1.00	61,491.15					1.00	61,491.15
LAROCCA	MARY	HEALTH TE	GOSSLER		0.40	26,384.46					0.40	26,384.46
HARTLEY	JENNIFER	KINDER TE	GOSSLER		1.00	54,786.15					1.00	54,786.15
PAQUIN	JENNIFER	KINDER TE	GOSSLER		1.00	41,376.15					1.00	41,376.15

SALARIES					FY17 GF		FY17 SFNS		FY17 SRF		FY17 Total	
Last Name	First Name	Job Class Description	Location Desc	Retiree	FTE	Total	FTE	Total	FTE	Total	FTE	Total
TINKHAM	KIMBERLY	KINDER TE	GOSSLER		1.00	63,726.15					1.00	63,726.15
WOLOSKI	AMY JEAN	KINDER TE	GOSSLER		1.00	59,256.15					1.00	59,256.15
KILRAIN	ERIN	LIT/MATH I	GOSSLER						1.00	61,491.15	1.00	61,491.15
MOREAU	DEBORAH	MEDIA SPEC	GOSSLER		1.00	73,755.00					1.00	73,755.00
SCHNICK	NATALIE	MUSIC TEAC	GOSSLER		0.80	31,312.92					0.80	31,312.92
KENNEY	BRIAN	PHYS ED TE	GOSSLER		1.00	52,551.15					1.00	52,551.15
SHEEDY-MORRIS	MAUREEN	READING SU	GOSSLER						1.00	70,775.00	1.00	70,775.00
DONOVAN	KATE	SOCIAL WOR	GOSSLER						1.00	59,256.15	1.00	59,256.15
BOUTILIER	JEANNE	SPED TEACH	GOSSLER		1.00	73,411.15					1.00	73,411.15
CLARK	KATHLEEN	SPED TEACH	GOSSLER		1.00	42,121.15					1.00	42,121.15
GAUMONT	JILL	SPED TEACH	GOSSLER		0.33	13,899.98					0.33	13,899.98
VAILLANCOURT	NATASHA	SPED TEACH	GOSSLER		1.00	54,786.15					1.00	54,786.15
WOODRING	JULIANNE	SPED TEACH	GOSSLER		1.00	43,611.15					1.00	43,611.15
YOUNG	JENNIFER	SPEECH PA	GOSSLER						1.00	70,775.00	1.00	70,775.00
BILODEAU-ROUSSEAU	AMY	PARA SPED	GOSSLER		1.00	17,324.45					1.00	17,324.45
COBURN	TAMARA	PARA SPED	GOSSLER						1.00	14,889.78	1.00	14,889.78
CONNARE	ELLEN	PARA SPED	GOSSLER		1.00	14,472.73					1.00	14,472.73
COOLE	LINDSEY	PARA SPED	GOSSLER		1.00	15,814.05					1.00	15,814.05
DOYON	DENISE	PARA SPED	GOSSLER		1.00	13,266.67					1.00	13,266.67
FISCHER	BARBARA	PARA SPED	GOSSLER		1.00	20,649.57					1.00	20,649.57
GAINNEY	JENNIFER	PARA SPED	GOSSLER		1.00	13,266.67					1.00	13,266.67
MANCHANDA	APARAJITA	PARA SPED	GOSSLER		1.00	13,728.81					1.00	13,728.81
MASSON	DONNA	PARA SPED	GOSSLER		1.00	20,649.57					1.00	20,649.57
MOTOWYLAK	MARILYN	PARA SPED	GOSSLER		1.00	21,280.78					1.00	21,280.78
NYHAN	KATELYN	PARA SPED	GOSSLER		1.00	13,266.67					1.00	13,266.67
OGLE	SHAWNI	PARA SPED	GOSSLER		1.00	13,266.67					1.00	13,266.67
PLIAKOS	ARESTIDES	PARA SPED	GOSSLER		1.00	17,324.45					1.00	17,324.45
SAVOY	KATHERINE	PARA SPED	GOSSLER		1.00	17,820.40					1.00	17,820.40
TENDLER	EMILY	PARA SPED	GOSSLER		1.00	17,820.40					1.00	17,820.40
ADAMS	CHELSIE	CERT INST	GOSSLER						1.00	15,341.90	1.00	15,341.90
BOUCHER	ELIZABETH	CERT INST	GOSSLER						1.00	17,421.49	1.00	17,421.49
CARRAHER	KATIE	CERT INST	GOSSLER						1.00	17,421.49	1.00	17,421.49
DUVAL	THERESA	CERT INST	GOSSLER						1.00	19,467.54	1.00	19,467.54
FORTIN	COLLETTE	CERT INST	GOSSLER						1.00	15,341.90	1.00	15,341.90
GUILLEMETTE	SARAH	CERT INST	GOSSLER						1.00	15,341.90	1.00	15,341.90
PETZ	KATHERINE	CERT INST	GOSSLER						1.00	15,341.90	1.00	15,341.90
VACANT		CERT INST	GOSSLER						1.00	15,440.88	1.00	15,440.88
ANAGNOS	JUDITH	SF WORKER	GOSSLER				1.00	16,592.61			1.00	16,592.61
LEVESQUE	CHERYL	SF WORKER	GOSSLER				1.00	13,809.61			1.00	13,809.61
					44.53	1,989,319.26	2.00	30,402.22	16.40	578,192.01	62.93	2,597,913.49
NORTON	RICHARD	PRINCIPAL	GREEN ACRES		1.00	97,341.00					1.00	97,341.00
O'NEIL	CYNTHIA	ASST. PRIN	GREEN ACRES		1.00	81,714.00					1.00	81,714.00
PATSOS	ANITA	SHYR SUPPR	GREEN ACRES		1.00	44,359.20					1.00	44,359.20
DICKSON	JEAN	PSCHY	GREEN ACRES		0.40	33,422.10					0.40	33,422.10
DICKSON	JEAN	PSCHY	GREEN ACRES						0.20	16,711.05	0.20	16,711.05
HOLLERAN	JENNIFER	ART TEACH	GREEN ACRES		1.00	45,846.15					1.00	45,846.15

SALARIES					FY17 GF		FY17 SFNS		FY17 SRF		FY17 Total	
Last Name	First Name	Job Class Description	Location Desc	Retiree	FTE	Total	FTE	Total	FTE	Total	FTE	Total
INMAN	HOPE	EL TEACH	GREEN ACRES		0.40	19,232.46					0.40	19,232.46
AFSHAR	MONA	ELEM TEACH	GREEN ACRES		1.00	70,775.00					1.00	70,775.00
BOWEN	COLLEEN	ELEM TEACH	GREEN ACRES		1.00	65,961.15					1.00	65,961.15
BUZZELL	GINA	ELEM TEACH	GREEN ACRES		1.00	66,305.00					1.00	66,305.00
CHUBB	ERIN	ELEM TEACH	GREEN ACRES		1.00	68,196.15					1.00	68,196.15
CROASDALE	WENDY	ELEM TEACH	GREEN ACRES		1.00	61,491.15					1.00	61,491.15
FEHL	COLLEEN	ELEM TEACH	GREEN ACRES		1.00	52,551.15					1.00	52,551.15
FOLSOM	STEPHANIE	ELEM TEACH	GREEN ACRES		1.00	61,491.15					1.00	61,491.15
LANGDON	JACKIE	ELEM TEACH	GREEN ACRES		1.00	61,491.15					1.00	61,491.15
MORRIS	PATRICIA	ELEM TEACH	GREEN ACRES		1.00	66,305.00					1.00	66,305.00
O'REILLY	TAMI	ELEM TEACH	GREEN ACRES		1.00	66,305.00					1.00	66,305.00
PERRY	SUSAN	ELEM TEACH	GREEN ACRES		1.00	69,285.00					1.00	69,285.00
POISSON	MELISSA	ELEM TEACH	GREEN ACRES		1.00	61,491.15					1.00	61,491.15
POITRAS	ANGELA	ELEM TEACH	GREEN ACRES		1.00	65,961.15					1.00	65,961.15
RIVARD	LEE	ELEM TEACH	GREEN ACRES		1.00	55,531.15					1.00	55,531.15
RIVET	MELISSA	ELEM TEACH	GREEN ACRES		1.00	70,775.00					1.00	70,775.00
RUSCZEK	MARGARET	ELEM TEACH	GREEN ACRES	X	1.00	66,305.00					1.00	66,305.00
TRUMBLE	MICHELLE	ELEM TEACH	GREEN ACRES	X	1.00	66,305.00					1.00	66,305.00
WATSON	HEATHER	ELEM TEACH	GREEN ACRES		1.00	63,726.15					1.00	63,726.15
WELCH	ERICA	ELEM TEACH	GREEN ACRES		1.00	65,961.15					1.00	65,961.15
WHITNEY	MEGAN	ELEM TEACH	GREEN ACRES		1.00	52,551.15					1.00	52,551.15
DOWNES	THOMAS	GUIDANCE C	GREEN ACRES						0.60	44,253.00	0.60	44,253.00
MORELLI	LISA	GUIDANCE C	GREEN ACRES		1.00	73,755.00					1.00	73,755.00
GULA	CAROLYN	HEALTH TE	GREEN ACRES		1.00	66,305.00					1.00	66,305.00
BEAKEY	MELISSA	KINDER TE	GREEN ACRES		1.00	48,081.15					1.00	48,081.15
KALASKY	ANN	KINDER TE	GREEN ACRES		1.00	66,305.00					1.00	66,305.00
STONE	SARAH	KINDER TE	GREEN ACRES		1.00	54,786.15					1.00	54,786.15
NUGENT	BARBARA	MEDIA SPEC	GREEN ACRES		1.00	70,775.00					1.00	70,775.00
BOUTIN	JANET	MUSIC TEAC	GREEN ACRES		1.00	73,755.00					1.00	73,755.00
BRIEN	DAVID	MUSIC TEAC	GREEN ACRES		0.18	11,934.90					0.18	11,934.90
FILLIP	JILLIAN	OCCUP THT	GREEN ACRES		0.80	49,192.92					0.80	49,192.92
MORLEY	SHAWNA	PHYS ED TE	GREEN ACRES		1.00	70,775.00					1.00	70,775.00
RICHARDSON	RUTH	PRESC SPED	GREEN ACRES						1.00	66,305.00	1.00	66,305.00
LABELLE	LYNN	READING SU	GREEN ACRES						1.00	70,775.00	1.00	70,775.00
CARON	MICHELE	SPED TEACH	GREEN ACRES		1.00	69,285.00					1.00	69,285.00
HOLT	AMANDA	SPED TEACH	GREEN ACRES		1.00	39,141.15					1.00	39,141.15
KENNEDY	ELIZABETH	SPED TEACH	GREEN ACRES						1.00	55,531.15	1.00	55,531.15
MCLAREN	LORI	SPED TEACH	GREEN ACRES						1.00	70,431.15	1.00	70,431.15
NELSON	TIFFANY	SPED TEACH	GREEN ACRES		0.50	35,215.58					0.50	35,215.58
SWENSON	JILL	SPED TEACH	GREEN ACRES		1.00	66,305.00					1.00	66,305.00
TULLY	LAUREN	SPED TEACH	GREEN ACRES		0.50	19,570.58					0.50	19,570.58
WHITE	JESSICA	SPED TEACH	GREEN ACRES						1.00	50,316.15	1.00	50,316.15
LAMBERT	KATHRYN	SPEECH PA	GREEN ACRES		0.50	35,387.50					0.50	35,387.50
BILODEAU	MEGAN	PARA SPED	GREEN ACRES						1.00	17,820.40	1.00	17,820.40
CURTIS	RAQUEL	PARA SPED	GREEN ACRES						1.00	16,321.28	1.00	16,321.28
DOW	JOANNE	PARA SPED	GREEN ACRES						1.00	13,266.67	1.00	13,266.67
DREWN	DIANE	PARA SPED	GREEN ACRES		1.00	13,266.67					1.00	13,266.67

SALARIES					FY17 GF		FY17 SFNS		FY17 SRF		FY17 Total	
Last Name	First Name	Job Class Description	Location Desc	Retiree	FTE	Total	FTE	Total	FTE	Total	FTE	Total
DYSON	SMRUTI	PARA SPED	GREEN ACRES		1.00	13,447.02					1.00	13,447.02
JOHNSON	SANDRA	PARA SPED	GREEN ACRES		1.00	14,889.78					1.00	14,889.78
MALDONADO	LOURDES	PARA SPED	GREEN ACRES		1.00	20,040.90					1.00	20,040.90
MASESSA	KATHARINE	PARA SPED	GREEN ACRES						1.00	13,447.02	1.00	13,447.02
PUTNEY	CHRISTINE	PARA SPED	GREEN ACRES		1.00	16,321.28					1.00	16,321.28
RAMSDELL	MARIE	PARA SPED	GREEN ACRES						1.00	20,649.57	1.00	20,649.57
SULLIVAN	KRISTEN	PARA SPED	GREEN ACRES		0.50	7,444.89					0.50	7,444.89
TOMAO	MARISA	PARA SPED	GREEN ACRES						1.00	13,728.81	1.00	13,728.81
ZUPOKFSKA	LEO	PARA SPED	GREEN ACRES		1.00	13,266.67					1.00	13,266.67
CLANTON	CONNIE	D & V INTR	GREEN ACRES						0.70	24,056.35	0.70	24,056.35
DIBBLE	CHERYL	D & V INTR	GREEN ACRES						1.00	39,826.64	1.00	39,826.64
GASKA	AUTUMN	D & V INTR	GREEN ACRES						1.00	27,129.83	1.00	27,129.83
KERRIGAN	MEGAN	D & V INTR	GREEN ACRES						1.00	27,129.83	1.00	27,129.83
MOORE	JENNIFER	D & V INTR	GREEN ACRES						1.00	30,535.97	1.00	30,535.97
NOLAN	REBECCA	D & V INTR	GREEN ACRES						1.00	26,546.68	1.00	26,546.68
GRANT	PHYLLIS	SF WORKER	GREEN ACRES				1.00	13,484.49			1.00	13,484.49
MORRISSEY	MARY	SF WORKER	GREEN ACRES				1.00	6,358.59			1.00	6,358.59
					44.78	2,549,925.92	2.00	19,843.08	17.50	644,781.54	64.28	3,214,550.54
SKOGSHOLM	BONNIE	PRINCIPAL	HALLSVILLE		1.00	92,962.00					1.00	92,962.00
ALLAIRE	ELLEN	ASST. PRIN	HALLSVILLE		0.50	42,395.00					0.50	42,395.00
BRENNAN	LOUISE	SHYR SUPPR	HALLSVILLE		1.00	37,926.00					1.00	37,926.00
GALLOWAY JR	JAMES	FEDP ADMIN	HALLSVILLE						1.00	25,585.83	1.00	25,585.83
AVERY BOISVERT	ROBERTA	PSCHY	HALLSVILLE		0.30	22,246.85					0.30	22,246.85
DIFLOURES	PAMELA	ART TEACH	HALLSVILLE		0.10	5,478.62					0.10	5,478.62
HOLBROOK	ELIZABETH	ART TEACH	HALLSVILLE		0.40	26,522.00					0.40	26,522.00
SHEA	MERYL	EL TEACH	HALLSVILLE		0.50	25,158.08					0.50	25,158.08
ARLEN	LISA	ELEM TEACH	HALLSVILLE		1.00	66,305.00					1.00	66,305.00
AUGER	PATRICIA	ELEM TEACH	HALLSVILLE		1.00	73,755.00					1.00	73,755.00
AUGER	SARAH	ELEM TEACH	HALLSVILLE		1.00	61,491.15					1.00	61,491.15
CULLITY	MAUREEN	ELEM TEACH	HALLSVILLE		1.00	70,775.00					1.00	70,775.00
DOHERTY	BONNIE	ELEM TEACH	HALLSVILLE		1.00	66,305.00					1.00	66,305.00
FORCIER	ASHLEY	ELEM TEACH	HALLSVILLE		1.00	45,846.15					1.00	45,846.15
GAGNON	CAITLIN	ELEM TEACH	HALLSVILLE		1.00	43,611.15					1.00	43,611.15
HARVEY	LISA	ELEM TEACH	HALLSVILLE		1.00	70,775.00					1.00	70,775.00
MORRILL	SUSAN	ELEM TEACH	HALLSVILLE		1.00	65,961.15					1.00	65,961.15
ROSSBACH	KRYSTLE	ELEM TEACH	HALLSVILLE		1.00	52,551.15					1.00	52,551.15
RYDER	JAMES	ELEM TEACH	HALLSVILLE		1.00	57,021.15					1.00	57,021.15
SCHIEBOUT	EMILY	ELEM TEACH	HALLSVILLE						1.00	39,141.15	1.00	39,141.15
WINDOW	ANNE	ELEM TEACH	HALLSVILLE		1.00	66,305.00					1.00	66,305.00
BELL	KATHRYN	GUIDANCE C	HALLSVILLE		1.00	73,755.00					1.00	73,755.00
KELEHER	SUSAN	HEALTH TE	HALLSVILLE		0.10	6,372.62					0.10	6,372.62
NACCACH	MONA	HEALTH TE	HALLSVILLE		0.40	26,522.00					0.40	26,522.00
LAMBERT	MELISSA	KINDER TE	HALLSVILLE		1.00	66,305.00					1.00	66,305.00
WOOD	MARTI	KINDER TE	HALLSVILLE		1.00	59,256.15					1.00	59,256.15
MCINTOSH	THEODORA	LIT/MATH I	HALLSVILLE						0.60	42,465.00	0.60	42,465.00
DAMON	BETSY	MEDIA SPEC	HALLSVILLE		1.00	46,591.15					1.00	46,591.15



SALARIES					FY17 GF		FY17 SFNS		FY17 SRF		FY17 Total	
Last Name	First Name	Job Class Description	Location Desc	Retiree	FTE	Total	FTE	Total	FTE	Total	FTE	Total
BABERADT	STEPHEN	MUSIC TEAC	HALLSVILLE		0.30	22,126.50					0.30	22,126.50
BRIEN	DAVID	MUSIC TEAC	HALLSVILLE		0.10	6,630.50					0.10	6,630.50
SCHNICK	NATALIE	MUSIC TEAC	HALLSVILLE		0.20	7,828.23					0.20	7,828.23
SPAULDING	DIANE	OCCUP THT	HALLSVILLE		0.40	26,522.00					0.40	26,522.00
PIANTIGINI	MARK	PHYS ED TE	HALLSVILLE		0.40	19,232.46					0.40	19,232.46
WOHLEBEN	KENDZIE	PHYS ED TE	HALLSVILLE		0.10	3,914.12					0.10	3,914.12
DION	SAMANTHA	READING SU	HALLSVILLE						1.00	65,961.15	1.00	65,961.15
EVANS	STACEY	SOCIAL WOR	HALLSVILLE						0.50	35,387.50	0.50	35,387.50
MILLS	KELLY	SPED TEACH	HALLSVILLE						0.40	28,310.00	0.40	28,310.00
OLDEN	KATHLEEN	SPED TEACH	HALLSVILLE		0.50	34,470.58					0.50	34,470.58
SCOTT	KATHERINE	SPED TEACH	HALLSVILLE		1.00	73,755.00					1.00	73,755.00
BRYANT	DONNA	SPEECH PA	HALLSVILLE		0.60	42,465.00					0.60	42,465.00
CLARK	FELICIA	PARA SPED	HALLSVILLE		1.00	13,266.67					1.00	13,266.67
CONNOLLY	MEREDITH	PARA SPED	HALLSVILLE		1.00	13,266.67					1.00	13,266.67
FITZWATER	CATHERINE	PARA SPED	HALLSVILLE		1.00	18,902.47					1.00	18,902.47
GONZALEZ	LISA	PARA SPED	HALLSVILLE		1.00	13,266.67					1.00	13,266.67
GRIBOK	AMANDA	PARA SPED	HALLSVILLE		1.00	13,266.67					1.00	13,266.67
GUIMOND	DIANE	PARA SPED	HALLSVILLE		0.80	10,838.77					0.80	10,838.77
SOULE	SUSAN	PARA SPED	HALLSVILLE						1.00	18,902.47	1.00	18,902.47
VACANT		PARA SPED	HALLSVILLE		1.00	13,266.67					1.00	13,266.67
WILLIAMSON	SUSAN	PARA SPED	HALLSVILLE		1.00	18,902.47					1.00	18,902.47
CHILD	PAULA	CERT INST	HALLSVILLE						1.00	15,341.90	1.00	15,341.90
LAROSE	MARIA	CERT INST	HALLSVILLE						1.00	15,341.90	1.00	15,341.90
MCDONALD	KRISTIN	CERT INST	HALLSVILLE						1.00	19,056.32	1.00	19,056.32
RAUST	DARCY	CERT INST	HALLSVILLE						1.00	15,341.90	1.00	15,341.90
SANFORD	JACQUELINE	CERT INST	HALLSVILLE						1.00	15,440.88	1.00	15,440.88
WESOLOWSKI	BARBARA	CERT INST	HALLSVILLE						1.00	15,341.90	1.00	15,341.90
KEANEY	LAURIE	SF WORKER	HALLSVILLE				1.00	18,035.45			1.00	18,035.45
SPRATT	JULIE	SF WORKER	HALLSVILLE				1.00	7,418.35			1.00	7,418.35
					<b>31.70</b>	<b>1,624,113.85</b>	<b>2.00</b>	<b>25,453.80</b>	<b>11.50</b>	<b>351,617.91</b>	<b>45.20</b>	<b>2,001,185.56</b>
MATTHEWS	SUSAN	PRINCIPAL	HIGHLAND		1.00	97,341.00					1.00	97,341.00
VITAGLIANO	RHONDA	ASST. PRIN	HIGHLAND		1.00	84,790.00					1.00	84,790.00
ALLEN	ANN	SHYR SUPPR	HIGHLAND		1.00	43,344.00					1.00	43,344.00
ROUSSEAU	HOLLY	ART TEACH	HIGHLAND		1.00	50,316.15					1.00	50,316.15
REEDER	DONNA	EL TEACH	HIGHLAND		1.00	48,081.15					1.00	48,081.15
AYOTTE	REBECCA	ELEM TEACH	HIGHLAND		1.00	39,141.15					1.00	39,141.15
CHASE	MELISSA	ELEM TEACH	HIGHLAND		1.00	65,216.15					1.00	65,216.15
COLE	LISA	ELEM TEACH	HIGHLAND		1.00	54,786.15					1.00	54,786.15
COULON	DAVID	ELEM TEACH	HIGHLAND		1.00	65,961.15					1.00	65,961.15
COX	DEBRA	ELEM TEACH	HIGHLAND		1.00	69,285.00					1.00	69,285.00
DUMAS	KERSTIN	ELEM TEACH	HIGHLAND		1.00	45,846.15					1.00	45,846.15
GLENNON	JULIA	ELEM TEACH	HIGHLAND		1.00	66,334.15					1.00	66,334.15
KORBET	ELISE	ELEM TEACH	HIGHLAND		1.00	61,491.15					1.00	61,491.15
KURTZ	CHARLENE	ELEM TEACH	HIGHLAND		1.00	68,196.15					1.00	68,196.15
LALIBERTE	TRACY	ELEM TEACH	HIGHLAND		1.00	66,305.00					1.00	66,305.00
LANOIE	JILL	ELEM TEACH	HIGHLAND		1.00	66,305.00					1.00	66,305.00

SALARIES					FY17 GF		FY17 SFNS		FY17 SRF		FY17 Total	
Last Name	First Name	Job Class Description	Location Desc	Retiree	FTE	Total	FTE	Total	FTE	Total	FTE	Total
MASSEY	ANNETTE	ELEM TEACH	HIGHLAND		1.00	66,305.00					1.00	66,305.00
MCGRATH	MARY	ELEM TEACH	HIGHLAND		1.00	63,726.15					1.00	63,726.15
MORSE	SARAH	ELEM TEACH	HIGHLAND		1.00	60,001.15					1.00	60,001.15
QUIMETTE	TRACY	ELEM TEACH	HIGHLAND		1.00	70,775.00					1.00	70,775.00
RECORD	JEFFREY	ELEM TEACH	HIGHLAND		1.00	62,236.15					1.00	62,236.15
RONDEAU	JUDITH	ELEM TEACH	HIGHLAND		1.00	66,305.00					1.00	66,305.00
SMITH	KAREN	ELEM TEACH	HIGHLAND		1.00	66,305.00					1.00	66,305.00
TOWNE	TRICIA	GUIDANCE C	HIGHLAND		1.00	57,021.15					1.00	57,021.15
TELLIER	SHERRY	HEALTH TE	HIGHLAND		1.00	61,491.15					1.00	61,491.15
COOKSON	WHITNEY	KINDER TE	HIGHLAND		1.00	43,611.15					1.00	43,611.15
DEMERS	BETHANY	KINDER TE	HIGHLAND		1.00	63,726.15					1.00	63,726.15
SHAFFER	DIANE	KINDER TE	HIGHLAND		1.00	43,611.15					1.00	43,611.15
LAMY	JONATHAN	MEDIA SPEC	HIGHLAND		1.00	73,755.00					1.00	73,755.00
SCHWALBE	BARBARA	MUSIC TEAC	HIGHLAND		1.00	66,305.00					1.00	66,305.00
DUVAL	AMY	OCCUP THT	HIGHLAND						0.50	32,980.58	0.50	32,980.58
RAY	RYAN	PHYS ED TE	HIGHLAND		1.00	66,305.00					1.00	66,305.00
CHAUVETTE	JOANNE	PRESC SPED	HIGHLAND		1.00	70,775.00					1.00	70,775.00
DONOVAN	CAROLE	PRESC SPED	HIGHLAND		1.00	43,611.15					1.00	43,611.15
RIVARD	HEIDI	READING SU	HIGHLAND						1.00	73,755.00	1.00	73,755.00
BRESNAHAN	KELLY	SPED TEACH	HIGHLAND		1.00	61,491.15					1.00	61,491.15
FLYNN	MONIQUE	SPED TEACH	HIGHLAND		1.00	66,305.00					1.00	66,305.00
GIROUARD	MICHELE	SPED TEACH	HIGHLAND		1.00	57,021.15					1.00	57,021.15
LEVASSEUR	PAUL	SPED TEACH	HIGHLAND		0.40	18,338.46					0.40	18,338.46
OSGOOD	KIERNAN	SPEECH PA	HIGHLAND		1.00	61,491.15					1.00	61,491.15
BENNETT	COLETTE	PARA SPED	HIGHLAND		1.00	20,649.57					1.00	20,649.57
DUBOIS	GAIL	PARA SPED	HIGHLAND		1.00	20,649.57					1.00	20,649.57
GAGNON	DEBORAH	PARA SPED	HIGHLAND						1.00	17,324.45	1.00	17,324.45
JULIEN	MARIA	PARA SPED	HIGHLAND		1.00	20,649.57					1.00	20,649.57
KIDD	MARIE	PARA SPED	HIGHLAND		1.00	20,649.57					1.00	20,649.57
LEITER	SUSAN	PARA SPED	HIGHLAND		1.00	17,820.40					1.00	17,820.40
MARTIN	SAMANTHA	PARA SPED	HIGHLAND		1.00	13,447.02					1.00	13,447.02
MCDERMOTT	LORRAINE	PARA SPED	HIGHLAND						1.00	20,649.57	1.00	20,649.57
PICARD	INAURIS	PARA SPED	HIGHLAND		1.00	13,447.02					1.00	13,447.02
POITRAS	TRICIA	PARA SPED	HIGHLAND		1.00	14,472.73					1.00	14,472.73
RAY	ERIN	PARA SPED	HIGHLAND		1.00	18,902.47					1.00	18,902.47
SCHWALBE	JOSLYN	PARA SPED	HIGHLAND		1.00	13,266.67					1.00	13,266.67
STEFANIK	JANICE	PARA SPED	HIGHLAND						1.00	20,649.57	1.00	20,649.57
STULTZ	SARAH	PARA SPED	HIGHLAND		1.00	16,321.28					1.00	16,321.28
VACANT		PARA SPED	HIGHLAND		1.00	13,266.67					1.00	13,266.67
WOODRUFF-BERUBE	CATHY	PARA SPED	HIGHLAND		1.00	13,266.67					1.00	13,266.67
VALLAT	MICHELE	SF WORKER	HIGHLAND				1.00	18,146.67			1.00	18,146.67
					50.40	2,520,061.07	1.00	18,146.67	4.50	165,359.17	55.90	2,703,566.92
LUBELCZYK	PETER	PRINCIPAL	JEWETT		1.00	92,962.00					1.00	92,962.00
JOSEF	KATHERINE	ASST. PRIN	JEWETT		1.00	85,558.00					1.00	85,558.00
JOYCE	LISA	SHYR SUPPR	JEWETT		1.00	37,764.30					1.00	37,764.30
CARUSO	VALERIE	PSCHY	JEWETT		0.33	25,661.67					0.33	25,661.67

SALARIES					FY17 GF		FY17 SFNS		FY17 SRF		FY17 Total	
Last Name	First Name	Job Class Description	Location Desc	Retiree	FTE	Total	FTE	Total	FTE	Total	FTE	Total
HOLBROOK	ELIZABETH	ART TEACH	JEWETT		0.50	33,152.50					0.50	33,152.50
INMAN	HOPE	EL TEACH	JEWETT		0.60	28,848.69					0.60	28,848.69
CASSIDY	DONNA	ELEM TEACH	JEWETT		1.00	70,775.00					1.00	70,775.00
LABRIE	MAURA	ELEM TEACH	JEWETT		1.00	70,775.00					1.00	70,775.00
LAMOTHE	CARMELLE	ELEM TEACH	JEWETT						1.00	70,775.00	1.00	70,775.00
MONK-TREADWAY	LYNN	ELEM TEACH	JEWETT		1.00	39,141.15					1.00	39,141.15
NEWELL	CHRISTINE	ELEM TEACH	JEWETT		1.00	66,305.00					1.00	66,305.00
O'SHAUGHNESSY	KAREN	ELEM TEACH	JEWETT		1.00	70,775.00					1.00	70,775.00
POTTS	JADE	ELEM TEACH	JEWETT		1.00	61,491.15					1.00	61,491.15
SKORA	ANJEANETTE	ELEM TEACH	JEWETT		1.00	68,196.15					1.00	68,196.15
TARBELL	VALERIE	ELEM TEACH	JEWETT		1.00	68,196.15					1.00	68,196.15
URQUHART	CATHERINE	ELEM TEACH	JEWETT	X	1.00	70,775.00					1.00	70,775.00
WILLIAMSON	MEGHAN	ELEM TEACH	JEWETT		1.00	43,611.15					1.00	43,611.15
L'ESPERANCE	ANDREA	FAM LIAISO	JEWETT						1.00	57,021.15	1.00	57,021.15
FOLEY	ROBIN	GUIDANCE C	JEWETT		1.00	70,775.00					1.00	70,775.00
NACCACH	MONA	HEALTH TE	JEWETT		0.60	39,783.00					0.60	39,783.00
ANIBAL	KATHRYN	KINDER TE	JEWETT		1.00	70,775.00					1.00	70,775.00
WIDELL	MAURA	KINDER TE	JEWETT		1.00	70,775.00					1.00	70,775.00
HOULE	ANN	LIT/MATH I	JEWETT						1.00	70,775.00	1.00	70,775.00
BAKER	SHAUNA	MEDIA SPEC	JEWETT		1.00	45,846.15					1.00	45,846.15
BABERADT	STEPHEN	MUSIC TEAC	JEWETT		0.50	36,877.50					0.50	36,877.50
BRIEN	DAVID	MUSIC TEAC	JEWETT		0.18	11,934.90					0.18	11,934.90
BATES	LAUREEN	OCCUP THT	JEWETT		1.00	66,305.00					1.00	66,305.00
BLACK	WENDY	OCCUP THT	JEWETT						0.20	13,261.00	0.20	13,261.00
MARTIN	SARAH	OCCUP THT	JEWETT		0.10	6,819.62					0.10	6,819.62
PAPAJOHN	EVAN	PHYS ED TE	JEWETT		0.80	50,980.92					0.80	50,980.92
FARLEY	ANNE	PRESC SPED	JEWETT		0.50	27,393.08					0.50	27,393.08
FARLEY	ANNE	PRESC SPED	JEWETT						0.50	27,393.08	0.50	27,393.08
MULLIGAN	JOANN	PRESC SPED	JEWETT		1.00	73,755.00					1.00	73,755.00
ST PIERRE	KATHERINE	PRESC SPED	JEWETT		1.00	39,141.15					1.00	39,141.15
WEBSTER	LAURIE	PRESC SPED	JEWETT		1.00	70,775.00					1.00	70,775.00
LASALLE	LISE	READING SU	JEWETT		1.00	70,775.00					1.00	70,775.00
BANNON	CYNTHIA	SPED TEACH	JEWETT		1.00	70,775.00					1.00	70,775.00
KING	KATHRYN	SPED TEACH	JEWETT		1.00	43,611.15					1.00	43,611.15
MATTHEWS	WENDY	SPED TEACH	JEWETT		1.00	73,755.00					1.00	73,755.00
MILLS	KELLY	SPED TEACH	JEWETT						0.10	7,077.50	0.10	7,077.50
SHAFFER	KATELYN	SPED TEACH	JEWETT		0.50	20,688.08					0.50	20,688.08
TRIPPIEDI	KELLY	SPED TEACH	JEWETT		1.00	39,141.15					1.00	39,141.15
TULLY	LAUREN	SPED TEACH	JEWETT		0.50	19,570.58					0.50	19,570.58
DANIELS	CHARLEEN	SPEECH PA	JEWETT	X	1.00	70,775.00					1.00	70,775.00
LANCHONEY	JENNIFER	SPEECH PA	JEWETT		1.00	52,551.15					1.00	52,551.15
MINARD	SUSANNA	SPEECH PA	JEWETT						1.00	70,775.00	1.00	70,775.00
VIOLET	LYNN	SPEECH PA	JEWETT		0.20	13,261.00					0.20	13,261.00
CAMERATO	DOROTHY	PARA SPED	JEWETT		1.00	21,280.78					1.00	21,280.78
CRONIN	PATRICIA	PARA SPED	JEWETT		1.00	13,266.67					1.00	13,266.67
DEARY	LINDA	PARA SPED	JEWETT						1.00	13,447.02	1.00	13,447.02
DONAHUE	DANIELLE	PARA SPED	JEWETT		1.00	13,266.67					1.00	13,266.67

SALARIES												
Last Name	First Name	Job Class Description	Location Desc	Retiree	FY17 GF		FY17 SFNS		FY17 SRF		FY17 Total	
					FTE	Total	FTE	Total	FTE	Total	FTE	Total
EMERSON	GAIL	PARA SPED	JEWETT						1.00	20,649.57	1.00	20,649.57
FRATUS	WANDA LEE	PARA SPED	JEWETT		1.00	20,649.57					1.00	20,649.57
LAMY	RACHEL	PARA SPED	JEWETT		1.00	13,728.81					1.00	13,728.81
LOAIZA CIFUENTES	JULIANA	PARA SPED	JEWETT		1.00	13,447.02					1.00	13,447.02
MASTROGIOVANNI	NICOLE	PARA SPED	JEWETT		1.00	18,361.44					1.00	18,361.44
MCPMAHON	BRENDA	PARA SPED	JEWETT		1.00	20,649.57					1.00	20,649.57
MONDOR	MELANIE	PARA SPED	JEWETT		1.00	14,889.78					1.00	14,889.78
NEVEU	KATHLEEN	PARA SPED	JEWETT		1.00	20,649.57					1.00	20,649.57
O'BRIEN	CATHLEEN	PARA SPED	JEWETT		1.00	17,324.45					1.00	17,324.45
SCHACK	ALEXANDRA	PARA SPED	JEWETT		1.00	13,266.67					1.00	13,266.67
SHEA	MICHELE	PARA SPED	JEWETT						1.00	20,649.57	1.00	20,649.57
SIMPSON	KYLE	PARA SPED	JEWETT		1.00	14,889.78					1.00	14,889.78
STREITBURGER	MARICECILLE	PARA SPED	JEWETT		1.00	15,814.05					1.00	15,814.05
VANAMBURG	AMARA	PARA SPED	JEWETT		1.00	13,266.67					1.00	13,266.67
CARBONE	THERESA	CERT INST	JEWETT						1.00	15,341.90	1.00	15,341.90
REINHOLD	KAREN	CERT INST	JEWETT						1.00	15,440.88	1.00	15,440.88
VACANT		CERT INST	JEWETT						1.00	15,341.90	1.00	15,341.90
HARTFORD	DARLENE	SF WORKER	JEWETT				1.00	8,478.12			1.00	8,478.12
HICKS	LORRAINE	SF WORKER	JEWETT				1.00	12,444.56			1.00	12,444.56
					48.31	2,335,578.89	2.00	20,922.68	10.80	417,948.57	61.11	2,774,450.14
DIBENEDETTO	KENNETH	PRINCIPAL	MCDONOUGH		1.00	96,468.00					1.00	96,468.00
STAMOULIS	CONSTANTIA	ASST. PRIN	MCDONOUGH		1.00	81,714.00					1.00	81,714.00
MCDONOUGH	PAMELA	SHYR SUPPR	MCDONOUGH		1.00	41,966.40					1.00	41,966.40
DUGUIE	KALEIGH	FEDP ADMIN	MCDONOUGH						1.00	26,130.80	1.00	26,130.80
PROVENCHER	CLAIRE	ART TEACH	MCDONOUGH		1.00	70,775.00					1.00	70,775.00
LECLERC	DOUGLAS	EL TEACH	MCDONOUGH		1.00	41,376.15					1.00	41,376.15
ABOSHAR	JENNIFER	ELEM TEACH	MCDONOUGH		1.00	57,021.15					1.00	57,021.15
BEAUDIN	CYNTHIA	ELEM TEACH	MCDONOUGH		1.00	68,196.15					1.00	68,196.15
BRISSON	THOMAS	ELEM TEACH	MCDONOUGH		1.00	69,285.00					1.00	69,285.00
BURKE	CHRISTY	ELEM TEACH	MCDONOUGH		1.00	39,141.15					1.00	39,141.15
CAIKAUSKAS	LINDA	ELEM TEACH	MCDONOUGH		1.00	66,305.00					1.00	66,305.00
CANNING	MEGAN	ELEM TEACH	MCDONOUGH						1.00	48,081.15	1.00	48,081.15
CLEMENT	ALYSSA	ELEM TEACH	MCDONOUGH		1.00	61,491.15					1.00	61,491.15
DAROSA	AMY	ELEM TEACH	MCDONOUGH		1.00	43,611.15					1.00	43,611.15
DUCLOS	AMY	ELEM TEACH	MCDONOUGH		1.00	61,491.15					1.00	61,491.15
ERSICK	TERRI	ELEM TEACH	MCDONOUGH		1.00	66,305.00					1.00	66,305.00
HANDSCHUMAKER	KIERSTEN	ELEM TEACH	MCDONOUGH						1.00	59,256.15	1.00	59,256.15
HOOD	ELISABETH	ELEM TEACH	MCDONOUGH						1.00	70,775.00	1.00	70,775.00
LENZ-DOLMAN	DONNA	ELEM TEACH	MCDONOUGH	X	1.00	66,305.00					1.00	66,305.00
LIPPMANN	ANGELIQUE	ELEM TEACH	MCDONOUGH		1.00	50,316.15					1.00	50,316.15
MOLLOY	STEPHEN	ELEM TEACH	MCDONOUGH		1.00	48,826.15					1.00	48,826.15
MOORE	SHONA	ELEM TEACH	MCDONOUGH		1.00	43,611.15					1.00	43,611.15
PAUL	BRIDGET	ELEM TEACH	MCDONOUGH		1.00	66,305.00					1.00	66,305.00
ROBIDOUX	MARY	ELEM TEACH	MCDONOUGH		1.00	63,726.15					1.00	63,726.15
SULLIVAN	KAREN	ELEM TEACH	MCDONOUGH		1.00	50,316.15					1.00	50,316.15
TATEOSIAN	CHRISTOPHER	ELEM TEACH	MCDONOUGH		1.00	60,001.15					1.00	60,001.15

SALARIES					FY17 GF		FY17 SFNS		FY17 SRF		FY17 Total	
Last Name	First Name	Job Class Description	Location Desc	Retiree	FTE	Total	FTE	Total	FTE	Total	FTE	Total
VACANT		ELEM TEACH	MCDONOUGH		1.00	43,611.15					1.00	43,611.15
KEEFE	DAVID	GUIDANCE C	MCDONOUGH		1.00	70,775.00					1.00	70,775.00
CONNOLLY	SARAH	HEALTH TE	MCDONOUGH		1.00	61,491.15					1.00	61,491.15
CONFORTI	JOAN	KINDER TE	MCDONOUGH		1.00	66,305.00					1.00	66,305.00
COUTURE	JESSICA	KINDER TE	MCDONOUGH		1.00	61,491.15					1.00	61,491.15
GRENIER	ALYCIA	KINDER TE	MCDONOUGH		1.00	59,256.15					1.00	59,256.15
BELANGER	DELORIE	LIT/MATH I	MCDONOUGH						1.00	65,961.15	1.00	65,961.15
GATSAS	VICTORIA	LIT/MATH I	MCDONOUGH						1.00	70,775.00	1.00	70,775.00
TAMBOURIS	KELLEY	LIT/MATH I	MCDONOUGH	X	1.00	70,775.00					1.00	70,775.00
FARNSWORTH	JESSICA	MEDIA SPEC	MCDONOUGH		1.00	43,611.15					1.00	43,611.15
WARREN	JENNIFER	MUSIC TEAC	MCDONOUGH		1.00	66,706.15					1.00	66,706.15
VOSE	KRISTY	OCCUP THT	MCDONOUGH						0.90	55,342.04	0.90	55,342.04
MEEHAN	CHRISTOPHER	PHYS ED TE	MCDONOUGH		1.00	57,021.15					1.00	57,021.15
UZDANOVICH	SUSAN	READING SU	MCDONOUGH						1.00	73,755.00	1.00	73,755.00
ALEXANDER	PAULA	SOCIAL WOR	MCDONOUGH						1.00	68,196.15	1.00	68,196.15
CUVELLIER	ANNETTE	SPED TEACH	MCDONOUGH		1.00	68,196.15					1.00	68,196.15
GODBOUT	JUDITH	SPED TEACH	MCDONOUGH		1.00	66,305.00					1.00	66,305.00
JACKSON	KRYSTAL	SPED TEACH	MCDONOUGH		1.00	39,141.15					1.00	39,141.15
LEMIEUX	MATT	SPED TEACH	MCDONOUGH		1.00	46,591.15					1.00	46,591.15
LIVINGSTONE	ERICA	SPED TEACH	MCDONOUGH		1.00	61,491.15					1.00	61,491.15
MARKS	DEBORAH	SPED TEACH	MCDONOUGH		1.00	66,305.00					1.00	66,305.00
MCCAFFERTY	JOHN	SPED TEACH	MCDONOUGH		0.50	22,923.08					0.50	22,923.08
VANASSE	CHRISTINE	SPED TEACH	MCDONOUGH		1.00	57,021.15					1.00	57,021.15
EDGAR	STACEY	SPEECH PA	MCDONOUGH		0.40	25,490.46					0.40	25,490.46
GAGNON	CONSTANCE	PARA EL	MCDONOUGH		1.00	20,649.57					1.00	20,649.57
BURNOR	NOREEN	PARA SPED	MCDONOUGH		1.00	21,280.78					1.00	21,280.78
CHARRON	ANDREA	PARA SPED	MCDONOUGH		1.00	18,902.47					1.00	18,902.47
CRUZ	GUSTAVO	PARA SPED	MCDONOUGH		1.00	13,266.67					1.00	13,266.67
DIFRANCO	JEANNE	PARA SPED	MCDONOUGH		1.00	20,040.90					1.00	20,040.90
DOCKX	JANET	PARA SPED	MCDONOUGH		1.00	21,280.78					1.00	21,280.78
DUCLOS	LORRAINE	PARA SPED	MCDONOUGH		1.00	20,649.57					1.00	20,649.57
HOENIG	ROBIN	PARA SPED	MCDONOUGH		1.00	20,649.57					1.00	20,649.57
ISABELLE	TARA	PARA SPED	MCDONOUGH		1.00	18,902.47					1.00	18,902.47
LHEUREUX	KAREN	PARA SPED	MCDONOUGH		1.00	16,321.28					1.00	16,321.28
MCDONOUGH	MEGHAN	PARA SPED	MCDONOUGH		1.00	16,321.28					1.00	16,321.28
NEGRON RODRIQUEZ	SANDRA	PARA SPED	MCDONOUGH		1.00	13,447.02					1.00	13,447.02
SHEEHAN	PATRICIA	PARA SPED	MCDONOUGH		1.00	20,649.57					1.00	20,649.57
EASTWOOD	KAYLIE	CERT INST	MCDONOUGH						1.00	15,341.90	1.00	15,341.90
HAZELTON	MANDY	CERT INST	MCDONOUGH						1.00	15,341.90	1.00	15,341.90
MALONEY	ROBIN	CERT INST	MCDONOUGH						1.00	21,661.45	1.00	21,661.45
MARA	KALI	CERT INST	MCDONOUGH						1.00	15,341.90	1.00	15,341.90
PRESTON	SHARON	CERT INST	MCDONOUGH						1.00	25,997.98	1.00	25,997.98
VACANT		CERT INST	MCDONOUGH						1.00	15,341.90	1.00	15,341.90
BOUCHARD	JANINE	SF WORKER	MCDONOUGH				1.00	6,888.67			1.00	6,888.67
MOORHOUSE	GINA	SF WORKER	MCDONOUGH				1.00	17,500.70			1.00	17,500.70
PLATTE	EFFIE	SF WORKER	MCDONOUGH				1.00	10,280.69			1.00	10,280.69
					52.90	2,611,422.73	3.00	34,670.06	14.90	647,299.49	70.80	3,293,392.28

SALARIES					FY17 GF		FY17 SFNS		FY17 SRF		FY17 Total	
Last Name	First Name	Job Class Description	Location Desc	Retiree	FTE	Total	FTE	Total	FTE	Total	FTE	Total
LAROCHELLE	SHELLY	PRINCIPAL	NORTHWEST		1.00	96,468.00					1.00	96,468.00
MACDONALD	CHRISTOPHER	ASST. PRIN	NORTHWEST		1.00	85,558.00					1.00	85,558.00
AUBIN	SHEILA	SHYR SUPPR	NORTHWEST		1.00	35,539.84					1.00	35,539.84
CONCANNON	DANIEL	FEDP ADMIN	NORTHWEST						1.00	25,585.83	1.00	25,585.83
KELLY	LAURENCE	PSCHY	NORTHWEST		0.20	16,961.83					0.20	16,961.83
STAPLES	MONIQUE	ART TEACH	NORTHWEST		1.00	61,491.15					1.00	61,491.15
ROBITAILLE	DORRA	EL TEACH	NORTHWEST		1.00	70,431.15					1.00	70,431.15
WATSON	NATHALIE	EL TEACH	NORTHWEST		1.00	54,786.15					1.00	54,786.15
BARRY	TRACY	ELEM TEACH	NORTHWEST		1.00	70,775.00					1.00	70,775.00
BOARDMAN	CHERYL	ELEM TEACH	NORTHWEST		1.00	43,611.15					1.00	43,611.15
BOUCHARD	MICHELLE	ELEM TEACH	NORTHWEST		1.00	63,726.15					1.00	63,726.15
CHABOT	JENNIFER	ELEM TEACH	NORTHWEST		1.00	48,081.15					1.00	48,081.15
DIZIO	SHAUNA	ELEM TEACH	NORTHWEST		1.00	59,256.15					1.00	59,256.15
DULAC	KIMBERLY	ELEM TEACH	NORTHWEST		1.00	43,611.15					1.00	43,611.15
DUMOND	CANDACE	ELEM TEACH	NORTHWEST						1.00	43,611.15	1.00	43,611.15
ELWOOD	JANE	ELEM TEACH	NORTHWEST		1.00	48,826.15					1.00	48,826.15
FOLEY	MEGHAN	ELEM TEACH	NORTHWEST		1.00	61,491.15					1.00	61,491.15
GAGNON	JENNIFER	ELEM TEACH	NORTHWEST		1.00	45,846.15					1.00	45,846.15
GIRARD	JILLIANNE	ELEM TEACH	NORTHWEST		1.00	63,726.15					1.00	63,726.15
KILEY	APRIL	ELEM TEACH	NORTHWEST		1.00	68,196.15					1.00	68,196.15
KUBAT	KERRY	ELEM TEACH	NORTHWEST		1.00	61,491.15					1.00	61,491.15
LECLAIR	LYDIA	ELEM TEACH	NORTHWEST	X	1.00	66,305.00					1.00	66,305.00
LECLERC	CHRISTINE	ELEM TEACH	NORTHWEST		1.00	69,285.00					1.00	69,285.00
MCHUGH	MELISSA	ELEM TEACH	NORTHWEST		1.00	39,141.15					1.00	39,141.15
OBERDANK	KRISTEN	ELEM TEACH	NORTHWEST		1.00	70,775.00					1.00	70,775.00
PRINCE	MADELEINE	ELEM TEACH	NORTHWEST		1.00	70,775.00					1.00	70,775.00
PROVOST	SUZANNE	ELEM TEACH	NORTHWEST		1.00	61,491.15					1.00	61,491.15
RADCLIFFE	BRENDA	ELEM TEACH	NORTHWEST		1.00	54,786.15					1.00	54,786.15
RODRIGUE	SUZANNE	ELEM TEACH	NORTHWEST	X	1.00	66,305.00					1.00	66,305.00
ST CLAIR	JANET	ELEM TEACH	NORTHWEST		1.00	61,491.15					1.00	61,491.15
VACHON	CATHRYN	ELEM TEACH	NORTHWEST		1.00	61,491.15					1.00	61,491.15
VILLIARD	DEBRA	ELEM TEACH	NORTHWEST		1.00	70,775.00					1.00	70,775.00
MCKEE	MARY	GUIDANCE C	NORTHWEST		1.00	73,755.00					1.00	73,755.00
BOUCHARD	KATHLEEN	HEALTH TE	NORTHWEST		1.00	66,305.00					1.00	66,305.00
KEARNEY	CHERYL	HEALTH TE	NORTHWEST		0.10	6,630.50					0.10	6,630.50
BRITTON	WENDY	KINDER TE	NORTHWEST		1.00	68,196.15					1.00	68,196.15
DOHERTY	AMANDA	KINDER TE	NORTHWEST		1.00	48,081.15					1.00	48,081.15
DORVAL	LISA	KINDER TE	NORTHWEST		1.00	52,551.15					1.00	52,551.15
FLEMING	MARY	KINDER TE	NORTHWEST		1.00	59,256.15					1.00	59,256.15
GLEJZER	NICOLE	KINDER TE	NORTHWEST		1.00	52,551.15					1.00	52,551.15
JUALL	KAREN	KINDER TE	NORTHWEST		1.00	73,755.00					1.00	73,755.00
SHEA	BETH	KINDER TE	NORTHWEST						1.00	70,775.00	1.00	70,775.00
VACANT		KINDER TE	NORTHWEST		1.00	43,611.15					1.00	43,611.15
VACANT		KINDER TE	NORTHWEST		1.00	43,611.15					1.00	43,611.15
BECK	MICHELLE	LIT/MATH I	NORTHWEST						1.00	66,305.00	1.00	66,305.00
HAMILTON	KRISTEN	LIT/MATH I	NORTHWEST		1.00	65,961.15					1.00	65,961.15

SALARIES												
Last Name	First Name	Job Class Description	Location Desc	Retiree	FY17 GF		FY17 SFNS		FY17 SRF		FY17 Total	
					FTE	Total	FTE	Total	FTE	Total	FTE	Total
POLLOCK	ELENA	LIT/MATH I	NORTHWEST						1.00	66,305.00	1.00	66,305.00
WALTON	KATHLEEN	LIT/MATH I	NORTHWEST		1.00	66,305.00					1.00	66,305.00
RITTER	KATHARINE	MEDIA SPEC	NORTHWEST		1.00	43,611.15					1.00	43,611.15
PARK	DONNA	MUSIC TEAC	NORTHWEST		1.00	70,775.00					1.00	70,775.00
MARTIN	SARAH	OCCUP THT	NORTHWEST		0.90	61,376.54					0.90	61,376.54
VACANT		PHYS ED TE	NORTHWEST		1.00	43,611.15					1.00	43,611.15
MACROPOL	MICHELLE	READING SU	NORTHWEST						1.00	70,775.00	1.00	70,775.00
MCGOVERN	ELIZABETH	SOCIAL WOR	NORTHWEST						1.00	70,775.00	1.00	70,775.00
BREAULT	AUDRA	SPED TEACH	NORTHWEST						0.50	28,510.58	0.50	28,510.58
CARBONNEAU	LAWRENCE	SPED TEACH	NORTHWEST		1.00	64,471.15					1.00	64,471.15
CLOUTIER	LAURIE-ANN	SPED TEACH	NORTHWEST		1.00	48,081.15					1.00	48,081.15
HURLEY	PATRICIA	SPED TEACH	NORTHWEST		1.00	70,775.00					1.00	70,775.00
PARKER-CASH	JENNIFER	SPED TEACH	NORTHWEST		1.00	70,775.00					1.00	70,775.00
PLACE	LISA	SPED TEACH	NORTHWEST		1.00	57,021.15					1.00	57,021.15
THOMPSON	JENNIFER	SPED TEACH	NORTHWEST						0.50	19,570.58	0.50	19,570.58
TODD	DEBRA	SPED TEACH	NORTHWEST		1.00	66,305.00					1.00	66,305.00
GATSAS	JANE	SPEECH PA	NORTHWEST	X	1.00	70,775.00					1.00	70,775.00
SULLIVAN	LINDA	PARA EL	NORTHWEST		1.00	21,280.78					1.00	21,280.78
ABOSCHAR	STEPHANIE	PARA SPED	NORTHWEST		1.00	13,266.67					1.00	13,266.67
CARON	EMILY	PARA SPED	NORTHWEST		1.00	13,447.02					1.00	13,447.02
DIGAN	MANDY	PARA SPED	NORTHWEST		1.00	13,266.67					1.00	13,266.67
HANEL	LISA	PARA SPED	NORTHWEST		1.00	16,952.49					1.00	16,952.49
JOHNSON	DONNA	PARA SPED	NORTHWEST		1.00	17,324.45					1.00	17,324.45
KENNEY	CAROLE	PARA SPED	NORTHWEST						1.00	13,447.02	1.00	13,447.02
RACE	JASMINE	PARA SPED	NORTHWEST		1.00	13,447.02					1.00	13,447.02
SOMERS	CHRISTINA	PARA SPED	NORTHWEST		1.00	13,447.02					1.00	13,447.02
VACANT		PARA SPED	NORTHWEST		1.00	13,266.67					1.00	13,266.67
HARRIGAN	MARY	CERT INST	NORTHWEST						1.00	15,341.90	1.00	15,341.90
MAZAK	SUZANNE	CERT INST	NORTHWEST						1.00	15,341.90	1.00	15,341.90
MERRILL	JILLIAN	CERT INST	NORTHWEST						1.00	15,341.90	1.00	15,341.90
SALVATORE	GINA	CERT INST	NORTHWEST						1.00	15,341.90	1.00	15,341.90
THOMPSON	AISHA RAI	CERT INST	NORTHWEST						1.00	15,341.90	1.00	15,341.90
VACANT		CERT INST	NORTHWEST						1.00	15,341.90	1.00	15,341.90
MYHAVER	MICHELE	SF WORKER	NORTHWEST				1.00	13,247.26			1.00	13,247.26
ROY	CARMEN	SF WORKER	NORTHWEST				1.00	11,127.73			1.00	11,127.73
SARETTE	LISA	SF WORKER	NORTHWEST				1.00	5,862.74			1.00	5,862.74
					61.20	3,316,340.42	3.00	30,237.72	15.00	567,711.55	79.20	3,914,289.69
ALLEN	AMY	PRINCIPAL	PARKER VARNEY		1.00	96,468.00					1.00	96,468.00
BEAULAC	MICHAEL	ASST. PRIN	PARKER VARNEY		1.00	81,714.00					1.00	81,714.00
STONE	MAUREEN	SHYR SUPPR	PARKER VARNEY		1.00	42,676.40					1.00	42,676.40
NAIAZI	SARAH	FEDP ADMIN	PARKER VARNEY						1.00	25,585.83	1.00	25,585.83
DIFLOURES	PAMELA	ART TEACH	PARKER VARNEY		0.90	49,307.54					0.90	49,307.54
DUMONT	MELISSA	EL TEACH	PARKER VARNEY		1.00	69,285.00					1.00	69,285.00
AUDET	SAMANTHA	ELEM TEACH	PARKER VARNEY		1.00	54,786.15					1.00	54,786.15
AUSTIN	SUSAN	ELEM TEACH	PARKER VARNEY		1.00	59,256.15					1.00	59,256.15
CALLANAN	KELLY	ELEM TEACH	PARKER VARNEY		1.00	62,236.15					1.00	62,236.15

SALARIES					FY17 GF		FY17 SFNS		FY17 SRF		FY17 Total	
Last Name	First Name	Job Class Description	Location Desc	Retiree	FTE	Total	FTE	Total	FTE	Total	FTE	Total
CARROLL	COLLEEN	ELEM TEACH	PARKER VARNEY		1.00	39,141.15					1.00	39,141.15
DELAY	MARY	ELEM TEACH	PARKER VARNEY		1.00	54,786.15					1.00	54,786.15
DOUGHTY III	GEORGE	ELEM TEACH	PARKER VARNEY		1.00	66,305.00					1.00	66,305.00
DUQUETTE	REBECCA	ELEM TEACH	PARKER VARNEY		1.00	43,611.15					1.00	43,611.15
FOYLE	KATHERINE	ELEM TEACH	PARKER VARNEY		1.00	39,141.15					1.00	39,141.15
GOLDEN	SUSAN	ELEM TEACH	PARKER VARNEY		1.00	66,305.00					1.00	66,305.00
GORMAN	HEATHER	ELEM TEACH	PARKER VARNEY		1.00	39,141.15					1.00	39,141.15
GRECO	GINA	ELEM TEACH	PARKER VARNEY		1.00	39,141.15					1.00	39,141.15
KEEFE	LORI	ELEM TEACH	PARKER VARNEY		1.00	57,021.15					1.00	57,021.15
LAUGHLIN	ABBY	ELEM TEACH	PARKER VARNEY		1.00	61,491.15					1.00	61,491.15
MORAN	JUDITH	ELEM TEACH	PARKER VARNEY		1.00	66,305.00					1.00	66,305.00
PROVENCHER	MONIQUE	ELEM TEACH	PARKER VARNEY		1.00	66,305.00					1.00	66,305.00
VACCARI	MAURA	ELEM TEACH	PARKER VARNEY		1.00	65,961.15					1.00	65,961.15
WALIGURA	MEGAN	ELEM TEACH	PARKER VARNEY		1.00	66,305.00					1.00	66,305.00
GARCIA	JENNIFER	GUIDANCE C	PARKER VARNEY		1.00	65,961.15					1.00	65,961.15
KEARNEY	CHERYL	HEALTH TE	PARKER VARNEY		0.90	59,674.50					0.90	59,674.50
BABCOCK	SARAH	KINDER TE	PARKER VARNEY		1.00	60,001.15					1.00	60,001.15
COLBURN	LISA	KINDER TE	PARKER VARNEY		1.00	61,491.15					1.00	61,491.15
DECARTERET	JANICE	KINDER TE	PARKER VARNEY		1.00	43,611.15					1.00	43,611.15
ERICKSON	ELIZABETH	LIT/MATH I	PARKER VARNEY						1.00	43,611.15	1.00	43,611.15
SILVA	ALEXANDRA	LIT/MATH I	PARKER VARNEY						1.00	39,141.15	1.00	39,141.15
JOBEL	KELLY	MEDIA SPEC	PARKER VARNEY		1.00	65,961.15					1.00	65,961.15
BARBAS	KAYLA	MUSIC TEAC	PARKER VARNEY		0.80	31,312.92					0.80	31,312.92
FENTON	SHARON	OCCUP THT	PARKER VARNEY		1.00	66,305.00					1.00	66,305.00
WATSON	BRYAN	PHYS ED TE	PARKER VARNEY						1.00	39,141.15	1.00	39,141.15
CLOUTIER	KARIN	PRESC SPED	PARKER VARNEY		0.90	43,943.54					0.90	43,943.54
GILLIS	KIMBERLY	PRESC SPED	PARKER VARNEY		0.20	13,192.23					0.20	13,192.23
HEWITT	ROBBIE	PRESC SPED	PARKER VARNEY		0.90	63,697.50					0.90	63,697.50
PRESTON	ASHLEY	PRESC SPED	PARKER VARNEY		1.00	59,256.15					1.00	59,256.15
SARGENT	JENNA	PRESC SPED	PARKER VARNEY		0.90	41,261.54					0.90	41,261.54
SCANLON	PATRICIA	PRESC SPED	PARKER VARNEY		1.00	63,726.15					1.00	63,726.15
DELACEY	ELISSA	READING SU	PARKER VARNEY						1.00	73,755.00	1.00	73,755.00
DRECHSEL	GINGER	SOCIAL WOR	PARKER VARNEY						1.00	59,256.15	1.00	59,256.15
BIRMINGHAM	TERRY	SPED TEACH	PARKER VARNEY		1.00	70,775.00					1.00	70,775.00
CHAMPEY	STACY	SPED TEACH	PARKER VARNEY		1.00	42,121.15					1.00	42,121.15
CRAWFORD	JILL	SPED TEACH	PARKER VARNEY		0.40	16,848.46					0.40	16,848.46
GAUMONT	JILL	SPED TEACH	PARKER VARNEY		0.33	13,899.98					0.33	13,899.98
PAPAJOHNS	JAQUELINE	SPED TEACH	PARKER VARNEY	X	1.00	70,775.00					1.00	70,775.00
REED	LISA	SPED TEACH	PARKER VARNEY		1.00	70,775.00					1.00	70,775.00
KENDALL	KATHLEEN	SPEECH PA	PARKER VARNEY		1.00	65,961.15					1.00	65,961.15
WASON	JESSICA	SPEECH PA	PARKER VARNEY		1.00	59,256.15					1.00	59,256.15
BIENVENUE	LISA	PARA SPED	PARKER VARNEY		1.00	20,649.57					1.00	20,649.57
BIENVENUE	NICOLE	PARA SPED	PARKER VARNEY		1.00	13,728.81					1.00	13,728.81
CARTER	CHRISTINE	PARA SPED	PARKER VARNEY		1.00	20,649.57					1.00	20,649.57
CHAKMAKAS	ERICA	PARA SPED	PARKER VARNEY		1.00	14,889.78					1.00	14,889.78
DELAY	MARILYN	PARA SPED	PARKER VARNEY		1.00	20,040.90					1.00	20,040.90
FLANNERY	HEATHER	PARA SPED	PARKER VARNEY		1.00	13,266.67					1.00	13,266.67



SALARIES												
Last Name	First Name	Job Class Description	Location Desc	Retiree	FY17 GF		FY17 SFNS		FY17 SRF		FY17 Total	
					FTE	Total	FTE	Total	FTE	Total	FTE	Total
GAY	ELIZABETH	PARA SPED	PARKER VARNEY		1.00	18,361.44					1.00	18,361.44
GODINEZ	LINDA	PARA SPED	PARKER VARNEY		1.00	18,902.47					1.00	18,902.47
HARCROW	DAWN-NA	PARA SPED	PARKER VARNEY		1.00	20,040.90					1.00	20,040.90
MARTINEZ CISNEROS	FERNANDO	PARA SPED	PARKER VARNEY		1.00	13,266.67					1.00	13,266.67
MCKINNON	PATRICK	PARA SPED	PARKER VARNEY		1.00	13,728.81					1.00	13,728.81
MURPHY-LUBA	CHRISTEN	PARA SPED	PARKER VARNEY		1.00	16,321.28					1.00	16,321.28
PINARD	ALINE	PARA SPED	PARKER VARNEY		1.00	14,472.73					1.00	14,472.73
TREMBLAY	ERIN	PARA SPED	PARKER VARNEY						1.00	20,649.57	1.00	20,649.57
UNTJET	KATHLEEN	PARA SPED	PARKER VARNEY						1.00	20,649.57	1.00	20,649.57
WEILBRENNER	JENNIFER	PARA SPED	PARKER VARNEY		1.00	13,266.67					1.00	13,266.67
WELCH	EMILY	PARA SPED	PARKER VARNEY		1.00	13,447.02					1.00	13,447.02
LEONE	ELIZABETH	CERT INST	PARKER VARNEY						1.00	15,341.90	1.00	15,341.90
MARROCCO	ELIZABETH	CERT INST	PARKER VARNEY						1.00	15,341.90	1.00	15,341.90
VACANT		CERT INST	PARKER VARNEY						1.00	15,341.90	1.00	15,341.90
VACANT		CERT INST	PARKER VARNEY						1.00	15,341.90	1.00	15,341.90
VACANT		CERT INST	PARKER VARNEY						1.00	15,341.90	1.00	15,341.90
VACANT		CERT INST	PARKER VARNEY						1.00	15,341.90	1.00	15,341.90
VACANT		CERT INST	PARKER VARNEY						1.00	15,341.90	1.00	15,341.90
WEIR	NICOLE	CERT INST	PARKER VARNEY						1.00	15,341.90	1.00	15,341.90
GROULX	LISA	SF WORKER	PARKER VARNEY				1.00	14,214.85			1.00	14,214.85
RILEY	LINDA	SF WORKER	PARKER VARNEY				1.00	16,006.14			1.00	16,006.14
					56.23	2,681,530.31	2.00	30,220.99	16.00	444,524.78	74.23	3,156,276.09
BRIGGS	JENNIFER	PRINCIPAL	SMYTH		1.00	96,468.00					1.00	96,468.00
OTERO	RACHELLE	ASST. PRIN	SMYTH		1.00	81,714.00					1.00	81,714.00
LAGASSE	WENDY	SHYR SUPPR	SMYTH		1.00	39,072.60					1.00	39,072.60
GAMBLE	CHERYL	PSCHY	SMYTH		0.20	16,217.13					0.20	16,217.13
KELLEY	ANN	ART TEACH	SMYTH		0.40	16,550.46					0.40	16,550.46
SHEA	MERYL	EL TEACH	SMYTH		0.50	25,158.08					0.50	25,158.08
BELL	EUGENIA	ELEM TEACH	SMYTH		1.00	70,775.00					1.00	70,775.00
BRESSLER	JAMIE	ELEM TEACH	SMYTH		1.00	59,256.15					1.00	59,256.15
DAVIS	CATHERINE	ELEM TEACH	SMYTH		1.00	66,305.00					1.00	66,305.00
HEBERT	SANDRA	ELEM TEACH	SMYTH		1.00	66,305.00					1.00	66,305.00
JOSEF	ALYCEN	ELEM TEACH	SMYTH		1.00	70,775.00					1.00	70,775.00
KEW	PAULA	ELEM TEACH	SMYTH		1.00	66,305.00					1.00	66,305.00
MARTELL	KATHLEEN	ELEM TEACH	SMYTH		1.00	66,305.00					1.00	66,305.00
PAIGE	GAYLE	ELEM TEACH	SMYTH		1.00	66,305.00					1.00	66,305.00
SEELEY	KATHLEEN	ELEM TEACH	SMYTH		1.00	70,775.00					1.00	70,775.00
STEELE	KRYSTIE	ELEM TEACH	SMYTH		1.00	57,021.15					1.00	57,021.15
STEPHEN	JOLEEN	ELEM TEACH	SMYTH		1.00	66,305.00					1.00	66,305.00
WALTER	PAMELA	ELEM TEACH	SMYTH		1.00	66,305.00					1.00	66,305.00
WARNER	KATIE	ELEM TEACH	SMYTH		1.00	50,316.15					1.00	50,316.15
WEILBRENNER	PAMELA	ELEM TEACH	SMYTH	X	1.00	66,305.00					1.00	66,305.00
EZZIDEEN	CALEIGH	GUIDANCE C	SMYTH		1.00	43,611.15					1.00	43,611.15
ROUKEY	MEGAN	HEALTH TE	SMYTH		1.00	66,305.00					1.00	66,305.00
WEBBER	SHAUNA	KINDER TE	SMYTH		1.00	68,196.15					1.00	68,196.15
WILLIAMSON	ANITA	KINDER TE	SMYTH		1.00	66,305.00					1.00	66,305.00

SALARIES					FY17 GF		FY17 SFNS		FY17 SRF		FY17 Total	
Last Name	First Name	Job Class Description	Location Desc	Retiree	FTE	Total	FTE	Total	FTE	Total	FTE	Total
COWETTE	CATHERINE	MEDIA SPEC	SMYTH	X	0.50	24,040.58					0.50	24,040.58
KRIEGER	BRIDGET	MEDIA SPEC	SMYTH		0.50	27,393.08					0.50	27,393.08
DESMARAIS	PAUL	MUSIC TEAC	SMYTH		0.60	36,894.69					0.60	36,894.69
JENNINGS	CINDY	OCCUP THT	SMYTH		1.00	66,305.00					1.00	66,305.00
OLEJARZ	JENNIFER	OCCUP THT	SMYTH		0.50	29,628.08					0.50	29,628.08
OOLDERS	JOHN -JACOB	PHYS ED TE	SMYTH		1.00	53,296.15					1.00	53,296.15
GIBBONS	MARIA	PRESC SPED	SMYTH		1.00	68,196.15					1.00	68,196.15
MAYO	JANET	PRESC SPED	SMYTH		1.00	66,305.00					1.00	66,305.00
PAYNTER	ZACHARY	PRESC SPED	SMYTH		1.00	43,611.15					1.00	43,611.15
COLBY	AMY	READING SU	SMYTH		1.00	65,961.15					1.00	65,961.15
ADAMS	KATHERINE	SPED TEACH	SMYTH		1.00	47,336.15					1.00	47,336.15
BAILEY	ANN	SPED TEACH	SMYTH						1.00	52,551.15	1.00	52,551.15
GAUMONT	JILL	SPED TEACH	SMYTH		0.34	14,321.19					0.34	14,321.19
HARRISON	HEATHER	SPED TEACH	SMYTH		1.00	46,591.15					1.00	46,591.15
MCNALLY	KATHLEEN	SPED TEACH	SMYTH		1.00	70,775.00					1.00	70,775.00
PARSONS	BIANCA	SPED TEACH	SMYTH		1.00	39,141.15					1.00	39,141.15
PERRY	KIMBERLY	SPED TEACH	SMYTH		1.00	42,121.15					1.00	42,121.15
STANLEY	HELENE	SPED TEACH	SMYTH		1.00	74,500.00					1.00	74,500.00
VACANT		SPED TEACH	SMYTH		1.00	43,611.15					1.00	43,611.15
VACANT		SPEECH PA	SMYTH		1.00	43,611.15					1.00	43,611.15
MELIZZI-GOLJA	MARY ANN	SPEECH PA	SMYTH		1.00	62,236.15					1.00	62,236.15
SAMMARTANO	SANDRA	SPEECH PA	SMYTH		1.00	70,431.15					1.00	70,431.15
ADAMAKOS	THERESA	PARA SPED	SMYTH		1.00	15,363.19					1.00	15,363.19
ANTONICO	DIANE	PARA SPED	SMYTH		1.00	13,728.81					1.00	13,728.81
BARTLETT	KAREN	PARA SPED	SMYTH						1.00	18,902.47	1.00	18,902.47
BLANKENSHIP	DORIS	PARA SPED	SMYTH		1.00	20,649.57					1.00	20,649.57
BOWLES	JOAN	PARA SPED	SMYTH		1.00	17,324.45					1.00	17,324.45
BRUNELLE	BARBARA	PARA SPED	SMYTH		1.00	17,324.45					1.00	17,324.45
BUSCH	LEAH	PARA SPED	SMYTH		1.00	13,447.02					1.00	13,447.02
CHAPMAN	MARY	PARA SPED	SMYTH		1.00	20,649.57					1.00	20,649.57
CRONIN	MAUREEN	PARA SPED	SMYTH		1.00	16,321.28					1.00	16,321.28
DEMERS	SHERRY	PARA SPED	SMYTH		1.00	13,728.81					1.00	13,728.81
GILBERT	AMY	PARA SPED	SMYTH		1.00	15,363.19					1.00	15,363.19
GRAVEL	HAILEY	PARA SPED	SMYTH		1.00	13,266.67					1.00	13,266.67
LACHANCE	NANCY	PARA SPED	SMYTH						1.00	15,363.19	1.00	15,363.19
LEE	TIMOTHY	PARA SPED	SMYTH		1.00	13,266.67					1.00	13,266.67
MAGUIRE	SUSANNE	PARA SPED	SMYTH		1.00	13,447.02					1.00	13,447.02
MCDONOUGH	AMY	PARA SPED	SMYTH		1.00	14,889.78					1.00	14,889.78
MCHUGH	KATHLEEN	PARA SPED	SMYTH						1.00	20,649.57	1.00	20,649.57
PASQUAL	LAURIE	PARA SPED	SMYTH						1.00	20,649.57	1.00	20,649.57
READE	SHERRY	PARA SPED	SMYTH						1.00	18,902.47	1.00	18,902.47
SANDERS	KELSEY	PARA SPED	SMYTH		1.00	13,266.67					1.00	13,266.67
SHANKS	BRENNAN	PARA SPED	SMYTH		1.00	13,266.67					1.00	13,266.67
SHANKS	JILLIAN	PARA SPED	SMYTH		1.00	13,266.67					1.00	13,266.67
TSAI	AUDREY	PARA SPED	SMYTH		1.00	13,266.67					1.00	13,266.67
TWITCHELL	LISA	PARA SPED	SMYTH		1.00	13,447.02					1.00	13,447.02
VACANT		PARA SPED	SMYTH		1.00	13,266.67					1.00	13,266.67

SALARIES					FY17 GF		FY17 SFNS		FY17 SRF		FY17 Total	
Last Name	First Name	Job Class Description	Location Desc	Retiree	FTE	Total	FTE	Total	FTE	Total	FTE	Total
VACANT		PARA SPED	SMYTH		1.00	13,266.67					1.00	13,266.67
VACANT		PARA SPED	SMYTH		1.00	13,266.67					1.00	13,266.67
VACANT		PARA SPED	SMYTH		1.00	13,266.67					1.00	13,266.67
DEFINA	MARKA	SF WORKER	SMYTH				1.00	9,675.94			1.00	9,675.94
THIBODEAU	TAMMY	SF WORKER	SMYTH				1.00	14,067.84			1.00	14,067.84
					63.54	2,803,613.39	2.00	23,743.79	6.00	147,018.43	71.54	2,974,375.61
VACANT		PRINCIPAL	WEBSTER		1.00	96,468.00					1.00	96,468.00
WITHEE	KRISTEN	ASST. PRIN	WEBSTER		1.00	81,714.00					1.00	81,714.00
SHEA	CHRISTINA	SHYR SUPPR	WEBSTER		1.00	35,275.59					1.00	35,275.59
MCGUIRE	MARLENE	ART TEACH	WEBSTER		1.00	50,316.15					1.00	50,316.15
BEAKEY	KRISTEN	EL TEACH	WEBSTER		1.00	65,961.15					1.00	65,961.15
FRINK	KATHERINE	EL TEACH	WEBSTER		1.00	73,755.00					1.00	73,755.00
PAPANIKOLAU	DONNA	EL TEACH	WEBSTER		1.00	70,431.15					1.00	70,431.15
PROSPERE	JENNIFER	EL TEACH	WEBSTER		1.00	43,611.15					1.00	43,611.15
ADAMS	RUTHAN	ELEM TEACH	WEBSTER		1.00	66,305.00					1.00	66,305.00
BERUBE	MAUREEN	ELEM TEACH	WEBSTER		1.00	69,285.00					1.00	69,285.00
BOSTIC	ESTHER	ELEM TEACH	WEBSTER		1.00	57,766.15					1.00	57,766.15
DAWDY	CAROL ANN	ELEM TEACH	WEBSTER		1.00	66,305.00					1.00	66,305.00
DUFFLEY	HEATHER	ELEM TEACH	WEBSTER		1.00	64,471.15					1.00	64,471.15
JACQUES	JENNIFER	ELEM TEACH	WEBSTER		1.00	57,021.15					1.00	57,021.15
KUNIEGEL	ANITA	ELEM TEACH	WEBSTER		1.00	70,775.00					1.00	70,775.00
LARKIN-QUINN	MARY	ELEM TEACH	WEBSTER		1.00	70,775.00					1.00	70,775.00
LAROCHE	DIANE	ELEM TEACH	WEBSTER		1.00	70,775.00					1.00	70,775.00
LUDWIG	CELESTE	ELEM TEACH	WEBSTER	X	1.00	66,305.00					1.00	66,305.00
OUELLETTE	SHANNON	ELEM TEACH	WEBSTER		1.00	50,316.15					1.00	50,316.15
STORY	CHRISTINA	ELEM TEACH	WEBSTER		1.00	54,786.15					1.00	54,786.15
SUTER	KRISTI	ELEM TEACH	WEBSTER		1.00	55,531.15					1.00	55,531.15
TESSIER	MARY	ELEM TEACH	WEBSTER		1.00	70,775.00					1.00	70,775.00
WEEKS-CHASE	KAREN	ELEM TEACH	WEBSTER		1.00	70,775.00					1.00	70,775.00
CARLSON	KATHY	GUIDANCE C	WEBSTER		0.50	35,387.50					0.50	35,387.50
EVANS	LAURIE	GUIDANCE C	WEBSTER		1.00	68,941.15					1.00	68,941.15
KELEHER	SUSAN	HEALTH TE	WEBSTER		0.90	57,353.54					0.90	57,353.54
DINGLE	ASHLEY	KINDER TE	WEBSTER		1.00	43,611.15					1.00	43,611.15
HAMLIN	TERESA	KINDER TE	WEBSTER		1.00	70,775.00					1.00	70,775.00
DOMIN	REBECCA	MEDIA SPEC	WEBSTER		1.00	57,766.15					1.00	57,766.15
CHALBECK	STEPHANIE	MUSIC TEAC	WEBSTER		1.00	66,305.00					1.00	66,305.00
DUVAL	AMY	OCCUP THT	WEBSTER						0.50	32,980.58	0.50	32,980.58
BOUTHOT	JOSHUA	PHYS ED TE	WEBSTER		1.00	65,961.15					1.00	65,961.15
DROUIN	PRISCILLA	READING SU	WEBSTER		1.00	70,775.00					1.00	70,775.00
EVANS	STACEY	SOCIAL WOR	WEBSTER						0.50	35,387.50	0.50	35,387.50
BRANNEN	SCOTT	SPED TEACH	WEBSTER		1.00	66,305.00					1.00	66,305.00
COTA	JON	SPED TEACH	WEBSTER		0.50	36,877.50					0.50	36,877.50
GRENON	CELESTE	SPED TEACH	WEBSTER		1.00	52,551.15					1.00	52,551.15
HANDLEY	HELEN	SPED TEACH	WEBSTER		1.00	69,285.00					1.00	69,285.00
HAUSWIRTH	NICOLE	SPED TEACH	WEBSTER		1.00	41,376.15					1.00	41,376.15
LOPEZ	ANA	SPED TEACH	WEBSTER		1.00	39,141.15					1.00	39,141.15

SALARIES					FY17 GF		FY17 SFNS		FY17 SRF		FY17 Total	
Last Name	First Name	Job Class Description	Location Desc	Retiree	FTE	Total	FTE	Total	FTE	Total	FTE	Total
WEBER	DINA	SPED TEACH	WEBSTER		1.00	61,491.15					1.00	61,491.15
O'CONNOR	SUSAN	SPEECH PA	WEBSTER		0.75	55,316.25					0.75	55,316.25
MONTILLA	NEWMAN	PARA EL	WEBSTER		1.00	14,472.73					1.00	14,472.73
WALSH	LISA	PARA EL	WEBSTER		1.00	17,324.45					1.00	17,324.45
BUDRYK	ROBIN	PARA SPED	WEBSTER						1.00	18,902.47	1.00	18,902.47
DUCASSE	KRISTEN	PARA SPED	WEBSTER		1.00	13,728.81					1.00	13,728.81
FUNK	DEBRA	PARA SPED	WEBSTER		1.00	13,447.02					1.00	13,447.02
GARR	WENDY	PARA SPED	WEBSTER						1.00	20,649.57	1.00	20,649.57
GLENN	DONNA	PARA SPED	WEBSTER		1.00	20,649.57					1.00	20,649.57
MURPHY	PAMELA	PARA SPED	WEBSTER		1.00	14,889.78					1.00	14,889.78
NEWTON	SUSAN	PARA SPED	WEBSTER		1.00	20,649.57					1.00	20,649.57
O'SHAUGHNESSY	MARY	PARA SPED	WEBSTER		1.00	20,649.57					1.00	20,649.57
SEDITA	KATIE	PARA SPED	WEBSTER		1.00	18,361.44					1.00	18,361.44
SILAKOS	SANDRA	PARA SPED	WEBSTER		1.00	20,649.57					1.00	20,649.57
TRIVILINO	PEGGY	PARA SPED	WEBSTER		1.00	13,266.67					1.00	13,266.67
VACANT		PARA SPED	WEBSTER		1.00	13,266.67					1.00	13,266.67
VACANT		PARA SPED	WEBSTER		1.00	13,266.67					1.00	13,266.67
VACANT		PARA SPED	WEBSTER		1.00	13,266.67					1.00	13,266.67
VANDEVENTER	LORAYNE	PARA SPED	WEBSTER		1.00	14,889.78					1.00	14,889.78
WILLIAMS	NAMDI	PARA SPED	WEBSTER		1.00	18,361.44					1.00	18,361.44
CARON	KAREN	SF WORKER	WEBSTER				1.00	18,683.36			1.00	18,683.36
MANTZOUFAS	AGLAIA	SF WORKER	WEBSTER				1.00	6,492.76			1.00	6,492.76
					54.65	2,699,858.58	2.00	25,176.12	3.00	107,920.12	59.65	2,832,954.82
MACDONALD	LIZABETH	PRINCIPAL	WESTON		1.00	96,468.00					1.00	96,468.00
CHRETIEN	RICHARD	ASST. PRIN	WESTON		1.00	84,790.00					1.00	84,790.00
ST PIERRE	LORRAINE	SHYR SUPPR	WESTON		1.00	42,790.00					1.00	42,790.00
GAMBLE	CHERYL	PSCHY	WESTON		0.30	24,325.69					0.30	24,325.69
ROY	HEATHER	ART TEACH	WESTON		1.00	70,775.00					1.00	70,775.00
JACKSON	MARK	EL TEACH	WESTON		0.50	21,805.58					0.50	21,805.58
MILLER	MADELEINE	EL TEACH	WESTON	X	1.00	66,305.00					1.00	66,305.00
BEAUPARLANT	JANET	ELEM TEACH	WESTON		1.00	66,305.00					1.00	66,305.00
EARLE	SALLY J	ELEM TEACH	WESTON		1.00	60,001.15					1.00	60,001.15
ELL	JENNIFER	ELEM TEACH	WESTON		1.00	70,775.00					1.00	70,775.00
FENCHEL	KRIS	ELEM TEACH	WESTON		1.00	43,611.15					1.00	43,611.15
FLUREY	NICOLE	ELEM TEACH	WESTON		1.00	65,961.15					1.00	65,961.15
HUARD	MEGAN	ELEM TEACH	WESTON		1.00	57,021.15					1.00	57,021.15
JAMIESON	LAUREL	ELEM TEACH	WESTON		1.00	66,305.00					1.00	66,305.00
JANAS	KAREN	ELEM TEACH	WESTON		1.00	66,305.00					1.00	66,305.00
LAMARRE	TRACEY	ELEM TEACH	WESTON		1.00	66,305.00					1.00	66,305.00
LEE	LINDA	ELEM TEACH	WESTON		1.00	66,305.00					1.00	66,305.00
MENSWAR	TODD	ELEM TEACH	WESTON		1.00	66,305.00					1.00	66,305.00
MORRISSETTE	ANNAMARIA	ELEM TEACH	WESTON		1.00	70,775.00					1.00	70,775.00
MOYNIHAN	MEGAN	ELEM TEACH	WESTON		1.00	52,551.15					1.00	52,551.15
MURRAY	LINDSAY	ELEM TEACH	WESTON		1.00	48,081.15					1.00	48,081.15
O'NEIL	SHERYL	ELEM TEACH	WESTON		1.00	73,755.00					1.00	73,755.00
PHELAN	JEANNE	ELEM TEACH	WESTON		1.00	66,305.00					1.00	66,305.00

SALARIES					FY17 GF		FY17 SFNS		FY17 SRF		FY17 Total	
Last Name	First Name	Job Class Description	Location Desc	Retiree	FTE	Total	FTE	Total	FTE	Total	FTE	Total
QUINTANA	NICOLE	ELEM TEACH	WESTON		1.00	45,846.15					1.00	45,846.15
ROUSSEAU	SUSAN	ELEM TEACH	WESTON		1.00	66,305.00					1.00	66,305.00
SUTHERLAND	MELISSA	ELEM TEACH	WESTON		1.00	69,285.00					1.00	69,285.00
HODGDON	CHRISTINE	GUIDANCE C	WESTON		1.00	70,775.00					1.00	70,775.00
MCGILVRAY	PATRICIA	HEALTH TE	WESTON		1.00	66,305.00					1.00	66,305.00
BOUCHER	CHRISTINE	KINDER TE	WESTON		1.00	65,961.15					1.00	65,961.15
HOPEY	MARGUERITE	KINDER TE	WESTON		1.00	52,551.15					1.00	52,551.15
HOPKINS	TROI	KINDER TE	WESTON		1.00	70,775.00					1.00	70,775.00
HUARD	JESSICA	KINDER TE	WESTON		1.00	61,491.15					1.00	61,491.15
MCCORMACK	CAITLIN	KINDER TE	WESTON		1.00	45,846.15					1.00	45,846.15
VANDEVENTER	EMILY	MEDIA SPEC	WESTON		1.00	43,611.15					1.00	43,611.15
HARKINS	AMY	MUSIC TEAC	WESTON		1.00	50,316.15					1.00	50,316.15
BLACK	WENDY	OCCUP THT	WESTON						0.50	33,152.50	0.50	33,152.50
LACASCIA	LYNNE	PHYS ED TE	WESTON		1.00	66,305.00					1.00	66,305.00
MCLAUGHLIN	ERIN	READING SU	WESTON						1.00	64,471.15	1.00	64,471.15
GAGNON	VANESSA	SPED TEACH	WESTON		1.00	68,196.15					1.00	68,196.15
GROSFELT	KAREN	SPED TEACH	WESTON		1.00	69,285.00					1.00	69,285.00
MALO	LINDA	SPED TEACH	WESTON		1.00	66,305.00					1.00	66,305.00
MCCAFFERTY	JOHN	SPED TEACH	WESTON		0.50	22,923.08					0.50	22,923.08
THOMPSON	JENNIFER	SPED TEACH	WESTON						0.50	19,570.58	0.50	19,570.58
WARFORD	AVIVA	SPED TEACH	WESTON		1.00	70,775.00					1.00	70,775.00
HAHN	RENEE	SPEECH PA	WESTON						1.00	70,775.00	1.00	70,775.00
TAHOUN	MAGDA	PARA EL	WESTON		1.00	19,477.32					1.00	19,477.32
BURKE	DEBORAH	PARA SPED	WESTON		1.00	20,649.57					1.00	20,649.57
CHRISTENSEN	GAIL	PARA SPED	WESTON						1.00	19,477.32	1.00	19,477.32
DOUIDI	GENIA	PARA SPED	WESTON		1.00	20,649.57					1.00	20,649.57
JOYCE	LINDA	PARA SPED	WESTON		1.00	20,649.57					1.00	20,649.57
MENDES	LISA	PARA SPED	WESTON						1.00	14,889.78	1.00	14,889.78
NAULT	KATHY	PARA SPED	WESTON						1.00	20,649.57	1.00	20,649.57
PARENTEAU	LYNN	PARA SPED	WESTON						1.00	18,902.47	1.00	18,902.47
PLUMMER	CAROLYN	PARA SPED	WESTON		1.00	13,728.81					1.00	13,728.81
MUGICA	ANNA	D & V INTR	WESTON		1.00	27,712.98					1.00	27,712.98
BURDITT	DARLENE	SF WORKER	WESTON				1.00	12,985.52			1.00	12,985.52
GOULETTE	MARIE-MARTHE	SF WORKER	WESTON				1.00	15,871.19			1.00	15,871.19
					45.30	2,609,651.33	2.00	28,856.72	7.00	261,888.38	54.30	2,900,396.43
GOLDEN	POLLY	PRINCIPAL	WILSON		1.00	97,341.00					1.00	97,341.00
FRENCH	BRANDON	ASST. PRIN	WILSON		1.00	84,790.00					1.00	84,790.00
SAVARY	DEBORAH	SHYR SUPPR	WILSON		1.00	36,720.60					1.00	36,720.60
SUAREZ	JAMIE LEE	FEDP ADMIN	WILSON						1.00	29,181.92	1.00	29,181.92
WILSON	JENNYLSA	PT HOURLY	WILSON						0.30	12,881.42	0.30	12,881.42
WILSON	JENNYLSA	PT HOURLY	WILSON						0.30	12,881.42	0.30	12,881.42
DICKSON	JEAN	PSCHY	WILSON		0.40	33,422.10					0.40	33,422.10
BEGIN	LINDA	ART TEACH	WILSON		0.80	50,980.92					0.80	50,980.92
GEROW	ADAM	EL TEACH	WILSON		1.00	39,141.15					1.00	39,141.15
JACKSON	MARK	EL TEACH	WILSON		0.50	21,805.58					0.50	21,805.58
STUTSRIM	DIANE	EL TEACH	WILSON		1.00	66,706.15					1.00	66,706.15

SALARIES					FY17 GF		FY17 SFNS		FY17 SRF		FY17 Total	
Last Name	First Name	Job Class Description	Location Desc	Retiree	FTE	Total	FTE	Total	FTE	Total	FTE	Total
ANDERSON	COLLEEN	ELEM TEACH	WILSON		1.00	65,961.15					1.00	65,961.15
BRIDGEMAN	KATHLEEN	ELEM TEACH	WILSON		1.00	70,775.00					1.00	70,775.00
BURNS	MELANIE	ELEM TEACH	WILSON		1.00	43,611.15					1.00	43,611.15
CHAMPLIN	MICHAELA	ELEM TEACH	WILSON		1.00	43,611.15					1.00	43,611.15
DICKSON	JOHANNA	ELEM TEACH	WILSON		1.00	41,376.15					1.00	41,376.15
FREEMAN	TIMOTHY	ELEM TEACH	WILSON		1.00	54,786.15					1.00	54,786.15
GAGNON	JENNIFER	ELEM TEACH	WILSON		1.00	43,611.15					1.00	43,611.15
JACQUES	JESSICA	ELEM TEACH	WILSON		1.00	50,316.15					1.00	50,316.15
L'HEUREUX	LISA	ELEM TEACH	WILSON		1.00	66,706.15					1.00	66,706.15
MCLAUGHLIN	TAMMY	ELEM TEACH	WILSON		1.00	60,001.15					1.00	60,001.15
METCALF	KRISTEN	ELEM TEACH	WILSON		1.00	39,141.15					1.00	39,141.15
NELSON	KRISTIN	ELEM TEACH	WILSON		1.00	50,316.15					1.00	50,316.15
POIRIER	KARA	ELEM TEACH	WILSON		1.00	57,021.15					1.00	57,021.15
ROSSI	KATHERINE	ELEM TEACH	WILSON		1.00	66,305.00					1.00	66,305.00
SIGNOR	SHANNON	ELEM TEACH	WILSON		1.00	59,256.15					1.00	59,256.15
STAUBLE	ANNA	ELEM TEACH	WILSON		1.00	43,611.15					1.00	43,611.15
VADALA	LEEANN	ELEM TEACH	WILSON		1.00	43,611.15					1.00	43,611.15
THOMPSON	SHERRI	GUIDANCE C	WILSON		1.00	68,196.15					1.00	68,196.15
SIMO	ALEXANDER	HEALTH TE	WILSON		0.80	31,312.92					0.80	31,312.92
DEPIETRO	STEPHANIE	KINDER TE	WILSON		1.00	63,726.15					1.00	63,726.15
LAFLEUR	CAROL	KINDER TE	WILSON	X	1.00	66,305.00					1.00	66,305.00
BERTEL	KRISTIN	LIT/MATH I	WILSON						1.00	73,755.00	1.00	73,755.00
LABRANCHE	KATIE	LIT/MATH I	WILSON						1.00	63,726.15	1.00	63,726.15
LINEHAN	REBECCA	MEDIA SPEC	WILSON		0.80	49,192.92					0.80	49,192.92
BRIEN	DAVID	MUSIC TEAC	WILSON		0.18	11,934.90					0.18	11,934.90
MAKRIS WELCH	JESSICA	MUSIC TEAC	WILSON		1.00	57,021.15					1.00	57,021.15
BLACK	WENDY	OCCUP THT	WILSON						0.30	19,891.50	0.30	19,891.50
WOHLBEN	KENDZIE	PHYS ED TE	WILSON		0.80	31,312.92					0.80	31,312.92
THAYER	DEBORAH	READING SU	WILSON						1.00	70,431.15	1.00	70,431.15
GELINAS	SONYA	SOCIAL WOR	WILSON						1.00	48,081.15	1.00	48,081.15
BREAULT	AUDRA	SPED TEACH	WILSON						0.50	28,510.58	0.50	28,510.58
FIRMES	ELISSA	SPED TEACH	WILSON		1.00	70,775.00					1.00	70,775.00
MACKEY	KATRINA	SPED TEACH	WILSON		1.00	61,491.15					1.00	61,491.15
MILLS	KELLY	SPED TEACH	WILSON						0.50	35,387.50	0.50	35,387.50
VIOLET	LYNN	SPEECH PA	WILSON		0.80	53,044.00					0.80	53,044.00
SMITH	SHEILA	PARA EL	WILSON		1.00	18,361.44					1.00	18,361.44
DUBISZ	DEBRA	PARA SPED	WILSON		0.50	10,324.79					0.50	10,324.79
DUBISZ	DEBRA	PARA SPED	WILSON		0.50	10,324.79					0.50	10,324.79
DUGRE	KAREN	PARA SPED	WILSON		1.00	20,649.57					1.00	20,649.57
JONES	TAYLOR	PARA SPED	WILSON						1.00	13,266.67	1.00	13,266.67
MASCI	ELIZABETH	PARA SPED	WILSON						1.00	13,266.67	1.00	13,266.67
MALTBY	SABRINA	CERT INST	WILSON						1.00	25,997.98	1.00	25,997.98
SOLIS	MICHAEL	CERT INST	WILSON						1.00	15,341.90	1.00	15,341.90
VACANT		CERT INST	WILSON						1.00	15,341.90	1.00	15,341.90
VACANT		CERT INST	WILSON						1.00	15,341.90	1.00	15,341.90
JOUBERT	ELIZABETH	SF WORKER	WILSON				1.00	12,985.52			1.00	12,985.52
PARADISE	LEE ANN	SF WORKER	WILSON				1.00	17,871.33			1.00	17,871.33

SALARIES												
Last Name	First Name	Job Class Description	Location Desc	Retiree	FY17 GF		FY17 SFNS		FY17 SRF		FY17 Total	
					FTE	Total	FTE	Total	FTE	Total	FTE	Total
ROGLER	LENA	SF WORKER	WILSON				1.00	5,298.82			1.00	5,298.82
					36.08	1,954,897.68	3.00	36,155.68	12.91	493,284.83	51.99	2,484,338.19
MCCAFFERTY	BRENDAN	PRINCIPAL	HILLSIDE		1.00	99,797.00					1.00	99,797.00
BASKERVILLE	SHAWN	ASST. PRIN	HILLSIDE		1.00	88,441.00					1.00	88,441.00
CLAYTON	JANE	ASST. PRIN	HILLSIDE		1.00	88,441.00					1.00	88,441.00
VACANT		SHYR SUPPR	HILLSIDE		1.00	23,847.08					1.00	23,847.08
ZAPORA	LINDA	SHYR SUPPR	HILLSIDE		1.00	30,838.87					1.00	30,838.87
HOUSTON	CRAIG	FEDP ADMIN	HILLSIDE						1.00	25,585.83	1.00	25,585.83
AVERY BOISVERT	ROBERTA	PSCHY	HILLSIDE		0.50	37,078.08					0.50	37,078.08
POTOMA	ALISON	ART TEACH	HILLSIDE		1.00	61,491.15					1.00	61,491.15
PRICE	SHARON	ART TEACH	HILLSIDE		1.00	65,961.15					1.00	65,961.15
MACDONALD	KELLY	COMPTR ED	HILLSIDE		1.00	60,001.15					1.00	60,001.15
BARGER	MARY VICTORIA	EL TEACH	HILLSIDE		1.00	50,316.15					1.00	50,316.15
HODGES	CAREY	EL TEACH	HILLSIDE		1.00	68,196.15					1.00	68,196.15
O'NEIL	PATRICK	EL TEACH	HILLSIDE		1.00	73,755.00					1.00	73,755.00
TURNER	BIRKE	EL TEACH	HILLSIDE		1.00	43,611.15					1.00	43,611.15
CHAREST	JANICE	ENGLISH TE	HILLSIDE		1.00	66,305.00					1.00	66,305.00
HANNAN	SUE ELLEN	ENGLISH TE	HILLSIDE		1.00	66,305.00					1.00	66,305.00
MATES	SARAH	ENGLISH TE	HILLSIDE		1.00	62,981.15					1.00	62,981.15
NAKOS	SUSAN	ENGLISH TE	HILLSIDE		1.00	69,285.00					1.00	69,285.00
NEWTON	ADRIAN	ENGLISH TE	HILLSIDE		1.00	65,961.15					1.00	65,961.15
O'NEILL	SEANNA	ENGLISH TE	HILLSIDE		1.00	66,305.00					1.00	66,305.00
PERDIKES	THERESA	ENGLISH TE	HILLSIDE		1.00	52,551.15					1.00	52,551.15
PETHIC	MARCELLE	ENGLISH TE	HILLSIDE		1.00	66,305.00					1.00	66,305.00
TARTSA	ANDREA	ENGLISH TE	HILLSIDE		1.00	57,021.15					1.00	57,021.15
TETRAULT	SUZANNE	ENGLISH TE	HILLSIDE		1.00	63,726.15					1.00	63,726.15
VAN UDEN	ELIZABETH	ENGLISH TE	HILLSIDE		1.00	48,081.15					1.00	48,081.15
CAYER	RAND	GEN SCIENC	HILLSIDE		1.00	66,305.00					1.00	66,305.00
EOSUE	NICOLE	GEN SCIENC	HILLSIDE		1.00	61,491.15					1.00	61,491.15
GAGNON	JEANNE	GEN SCIENC	HILLSIDE		1.00	69,285.00					1.00	69,285.00
HARTIGAN	MARY	GEN SCIENC	HILLSIDE		1.00	70,775.00					1.00	70,775.00
HENDEL	ELIZABETH	GEN SCIENC	HILLSIDE		1.00	45,846.15					1.00	45,846.15
MICHAUD	NANCY	GEN SCIENC	HILLSIDE		1.00	66,305.00					1.00	66,305.00
RICHARDSON	BARON	GEN SCIENC	HILLSIDE		1.00	66,305.00					1.00	66,305.00
WERST	SUSAN	GEN SCIENC	HILLSIDE		1.00	63,726.15					1.00	63,726.15
DUPERE	WILLIAM	GUIDANCE C	HILLSIDE		1.00	74,500.00					1.00	74,500.00
LAVIGNE	DEVRA	GUIDANCE C	HILLSIDE		0.50	25,158.08					0.50	25,158.08
LECLERC-CONLEY	DARLENE	GUIDANCE C	HILLSIDE		0.50	35,215.58					0.50	35,215.58
PROVOST	VIRGINIA	GUIDANCE C	HILLSIDE		1.00	73,755.00					1.00	73,755.00
CAPISTRAN	DEBORAH	MATH	HILLSIDE		1.00	48,081.15					1.00	48,081.15
DUFRESNE	DANA	MATH	HILLSIDE		1.00	43,611.15					1.00	43,611.15
MCCULLOUGH	DEBORAH	MATH	HILLSIDE		1.00	66,305.00					1.00	66,305.00
MILLER	AMANDA	MATH	HILLSIDE		1.00	43,611.15					1.00	43,611.15
MILLER	MICHELLE	MATH	HILLSIDE		1.00	57,021.15					1.00	57,021.15
NORTON	CARLENE	MATH	HILLSIDE		1.00	69,285.00					1.00	69,285.00
SCHNEIDER	TARA	MATH	HILLSIDE		1.00	39,141.15					1.00	39,141.15

SALARIES												
Last Name	First Name	Job Class Description	Location Desc	Retiree	FY17 GF		FY17 SFNS		FY17 SRF		FY17 Total	
					FTE	Total	FTE	Total	FTE	Total	FTE	Total
STEVENS	LYNAE	MATH	HILLSIDE		1.00	63,726.15					1.00	63,726.15
OHANIAN	DONNA	MEDIA SPEC	HILLSIDE		1.00	73,755.00					1.00	73,755.00
LAKE	CHRISTIE	MUSIC TEAC	HILLSIDE		0.90	41,261.54					0.90	41,261.54
NOYES	CHRISTOPHER	MUSIC TEAC	HILLSIDE		0.50	19,570.58					0.50	19,570.58
REDMOND	MATTHEW	MUSIC TEAC	HILLSIDE		1.00	57,021.15					1.00	57,021.15
REDMOND	TIFFANY	MUSIC TEAC	HILLSIDE		1.00	54,786.15					1.00	54,786.15
OLEJARZ	JENNIFER	OCCUP THT	HILLSIDE		0.50	29,628.08					0.50	29,628.08
VOSE	KRISTY	OCCUP THT	HILLSIDE						0.10	6,149.12	0.10	6,149.12
JASKOLKA	NICHOLAS	PHYS ED TE	HILLSIDE		1.00	50,316.15					1.00	50,316.15
LOUGHLIN	SARA	PHYS ED TE	HILLSIDE		1.00	59,256.15					1.00	59,256.15
SEITZ	DIANA	SC FAM/CON	HILLSIDE		1.00	66,305.00					1.00	66,305.00
BATTEN	BRUCE	SOC STUDY	HILLSIDE		1.00	66,305.00					1.00	66,305.00
BRETON	MARJORIE	SOC STUDY	HILLSIDE		1.00	66,305.00					1.00	66,305.00
GIORGIO	GREGORY	SOC STUDY	HILLSIDE		1.00	45,846.15					1.00	45,846.15
MUNGERE	CHELSY	SOC STUDY	HILLSIDE		1.00	63,726.15					1.00	63,726.15
O'NEIL-FISHER	MEGHAN	SOC STUDY	HILLSIDE		1.00	70,775.00					1.00	70,775.00
SAPIENZA	PHILLIP	SOC STUDY	HILLSIDE		1.00	66,305.00					1.00	66,305.00
TAFE	MATTHEW	SOC STUDY	HILLSIDE		1.00	66,305.00					1.00	66,305.00
WYMAN	CATHLEEN	SOC STUDY	HILLSIDE		1.00	70,775.00					1.00	70,775.00
AGUIRRE	THERESE	SPED TEACH	HILLSIDE		1.00	66,305.00					1.00	66,305.00
BRIGHAM	LOREEN	SPED TEACH	HILLSIDE		1.00	66,305.00					1.00	66,305.00
BROOKS	DANIEL	SPED TEACH	HILLSIDE		1.00	46,591.15					1.00	46,591.15
CARIGNAN	MADIELIN	SPED TEACH	HILLSIDE		1.00	54,786.15					1.00	54,786.15
FORD	ABBY	SPED TEACH	HILLSIDE		1.00	41,376.15					1.00	41,376.15
LORD	LAURA	SPED TEACH	HILLSIDE		1.00	53,296.15					1.00	53,296.15
MILLER	JOYCE	SPED TEACH	HILLSIDE		1.00	63,726.15					1.00	63,726.15
MOLLOY	AARON	SPED TEACH	HILLSIDE						1.00	48,081.15	1.00	48,081.15
MORIARTY	SYLVIE	SPED TEACH	HILLSIDE		1.00	65,961.15					1.00	65,961.15
RICCIARDI	KAREN	SPED TEACH	HILLSIDE		1.00	70,775.00					1.00	70,775.00
TIGHE	STEVEN	SPED TEACH	HILLSIDE		1.00	70,775.00					1.00	70,775.00
VANAGEL	ALLISON	SPED TEACH	HILLSIDE		1.00	61,491.15					1.00	61,491.15
EDGAR	STACEY	SPEECH PA	HILLSIDE		0.60	38,235.69					0.60	38,235.69
LEBLANC	PAUL	TECH ED IA	HILLSIDE		1.00	66,305.00					1.00	66,305.00
BALLE	LEONORA	PARA EL	HILLSIDE		1.00	20,649.57					1.00	20,649.57
GOSSON	JOHN	PARA EL	HILLSIDE		1.00	20,649.57					1.00	20,649.57
HAMEL	MAUREEN	PARA EL	HILLSIDE		1.00	15,814.05					1.00	15,814.05
MESSENGER	KYMBERLEY	PARA EL	HILLSIDE		1.00	20,649.57					1.00	20,649.57
BUTEAU	ANTHONY	PARA SPED	HILLSIDE		1.00	17,820.40					1.00	17,820.40
CENATIEMPO	MARY	PARA SPED	HILLSIDE		1.00	20,649.57					1.00	20,649.57
CHAMBERLAIN	LINDA	PARA SPED	HILLSIDE		1.00	20,040.90					1.00	20,040.90
ECKHARDT	CAMILLA	PARA SPED	HILLSIDE		1.00	15,363.19					1.00	15,363.19
EMANUEL	EUPHEMIA	PARA SPED	HILLSIDE		1.00	14,033.14					1.00	14,033.14
GAGNON	CAROL	PARA SPED	HILLSIDE		1.00	20,649.57					1.00	20,649.57
HIGGINS	CAITLIN	PARA SPED	HILLSIDE		1.00	13,266.67					1.00	13,266.67
KULIG	BARBARA	PARA SPED	HILLSIDE		1.00	20,649.57					1.00	20,649.57
LEAVITT	NANCY	PARA SPED	HILLSIDE		1.00	17,324.45					1.00	17,324.45
LUTAS	NADIRE	PARA SPED	HILLSIDE		1.00	20,649.57					1.00	20,649.57



SALARIES												
Last Name	First Name	Job Class Description	Location Desc	Retiree	FY17 GF		FY17 SFNS		FY17 SRF		FY17 Total	
					FTE	Total	FTE	Total	FTE	Total	FTE	Total
MACDONALD	SHEILA	PARA SPED	HILLSIDE		1.00	20,649.57					1.00	20,649.57
MANN	TERRY	PARA SPED	HILLSIDE		1.00	13,447.02					1.00	13,447.02
MCCARTY	DARLENE	PARA SPED	HILLSIDE		1.00	20,649.57					1.00	20,649.57
ROSEN	JED	PARA SPED	HILLSIDE		1.00	17,324.45					1.00	17,324.45
TRUNCELLITO	JASON	PARA SPED	HILLSIDE		1.00	13,266.67					1.00	13,266.67
GOSELIN	DIANNA	SF COOK	HILLSIDE				1.00	26,398.84			1.00	26,398.84
JORDAN	JUDI	SF COOK	HILLSIDE				1.00	16,739.88			1.00	16,739.88
CORMIER	DIANE	SF MANAGER	HILLSIDE				1.00	31,436.18			1.00	31,436.18
ALLARD	JOANNE	SF WORKER	HILLSIDE				1.00	11,417.46			1.00	11,417.46
DUPOUIS	CATHERINE	SF WORKER	HILLSIDE				1.00	8,478.12			1.00	8,478.12
GAMELIN	HELEN	SF WORKER	HILLSIDE				1.00	8,478.12			1.00	8,478.12
MACDONALD	RUTHANNE	SF WORKER	HILLSIDE				1.00	12,997.19			1.00	12,997.19
VOISINE	LISA	SF WORKER	HILLSIDE				1.00	14,070.57			1.00	14,070.57
					90.00	4,703,768.89	8.00	130,016.36	2.10	79,816.09	100.10	4,913,601.34
KRANTZ	WILLIAM	PRINCIPAL	MCLAUGHLIN		1.00	104,009.00					1.00	104,009.00
BILODEAU	KELLY	ASST. PRIN	MCLAUGHLIN		1.00	88,441.00					1.00	88,441.00
DUFFY	LAILA	ASST. PRIN	MCLAUGHLIN		1.00	91,782.00					1.00	91,782.00
BAILLARGEON	MARYANN	SHYR SUPPR	MCLAUGHLIN						1.00	35,600.60	1.00	35,600.60
MENDONCA	TRACY	SHYR SUPPR	MCLAUGHLIN		1.00	35,382.90					1.00	35,382.90
SINOTTE	SUSAN	SHYR SUPPR	MCLAUGHLIN		1.00	39,072.60					1.00	39,072.60
GARLAND	JACOB	FEDP ADMIN	MCLAUGHLIN						1.00	26,130.80	1.00	26,130.80
PINSONNEAULT	JOCELYNE	FEDP ADMIN	MCLAUGHLIN						1.00	43,974.79	1.00	43,974.79
MORAN	DONNA	PSCHY	MCLAUGHLIN						0.60	46,181.77	0.60	46,181.77
BRISSON	BETH	ART TEACH	MCLAUGHLIN		1.00	66,305.00					1.00	66,305.00
COVEY	KATHRYN	ART TEACH	MCLAUGHLIN		1.00	66,305.00					1.00	66,305.00
MORRISON	KATHERINE	COMPTR ED	MCLAUGHLIN		1.00	73,755.00					1.00	73,755.00
MCQUADE	ANNE	EL TEACH	MCLAUGHLIN		1.00	74,500.00					1.00	74,500.00
POLLARD	JANE	EL TEACH	MCLAUGHLIN		1.00	73,411.15					1.00	73,411.15
PROULX	ATHENA	EL TEACH	MCLAUGHLIN		1.00	71,921.15					1.00	71,921.15
ROMO	JOSEPH	EL TEACH	MCLAUGHLIN		1.00	52,551.15					1.00	52,551.15
BERGERON	EVELYN	ENGLISH TE	MCLAUGHLIN		1.00	70,775.00					1.00	70,775.00
BRANDTE	KATHLEEN	ENGLISH TE	MCLAUGHLIN	X	1.00	70,775.00					1.00	70,775.00
CARADONNA	DANIELE	ENGLISH TE	MCLAUGHLIN		1.00	70,431.15					1.00	70,431.15
CRUMB	GREG	ENGLISH TE	MCLAUGHLIN		1.00	66,305.00					1.00	66,305.00
MARSHALL	NICOLE	ENGLISH TE	MCLAUGHLIN		1.00	68,196.15					1.00	68,196.15
MARTINEAU	ROBIN	ENGLISH TE	MCLAUGHLIN		1.00	61,491.15					1.00	61,491.15
SLOAN	JUDITH	ENGLISH TE	MCLAUGHLIN		1.00	65,961.15					1.00	65,961.15
TITUS	CHRISTINE	ENGLISH TE	MCLAUGHLIN		1.00	63,726.15					1.00	63,726.15
TOWLE	HEATHER	ENGLISH TE	MCLAUGHLIN		1.00	66,305.00					1.00	66,305.00
GAGNON SR	GERARD	GEN SCIENC	MCLAUGHLIN		1.00	66,305.00					1.00	66,305.00
GRENIER	ANN	GEN SCIENC	MCLAUGHLIN		1.00	68,196.15					1.00	68,196.15
JOY	PATIENCE	GEN SCIENC	MCLAUGHLIN		1.00	59,256.15					1.00	59,256.15
MALYNN	DEBRA	GEN SCIENC	MCLAUGHLIN		1.00	66,305.00					1.00	66,305.00
MEUSE	SUSAN	GEN SCIENC	MCLAUGHLIN		1.00	66,305.00					1.00	66,305.00
PINEAULT	VICTORIA	GEN SCIENC	MCLAUGHLIN		1.00	65,961.15					1.00	65,961.15
WILLIAMS	TIERNEY	GEN SCIENC	MCLAUGHLIN		1.00	70,775.00					1.00	70,775.00

SALARIES					FY17 GF		FY17 SFNS		FY17 SRF		FY17 Total	
Last Name	First Name	Job Class Description	Location Desc	Retiree	FTE	Total	FTE	Total	FTE	Total	FTE	Total
GARDNER	JANE	GUIDANCE C	MCLAUGHLIN		0.50	35,387.50					0.50	35,387.50
HEDGE	DAVID	GUIDANCE C	MCLAUGHLIN		0.50	33,152.50					0.50	33,152.50
MARSHALL	DANIEL	GUIDANCE C	MCLAUGHLIN		1.00	70,775.00					1.00	70,775.00
MOSLEY	MAXINE	GUIDANCE C	MCLAUGHLIN		1.00	74,500.00					1.00	74,500.00
AMICK	STEPHEN	MATH	MCLAUGHLIN		1.00	66,305.00					1.00	66,305.00
CLAXTON	DOUGLAS	MATH	MCLAUGHLIN		1.00	61,491.15					1.00	61,491.15
CONNORS	CALLAHAN	MATH	MCLAUGHLIN		1.00	39,141.15					1.00	39,141.15
GALEAZ	ROBIN	MATH	MCLAUGHLIN		1.00	70,775.00					1.00	70,775.00
HARRIS	JULIE	MATH	MCLAUGHLIN		1.00	63,726.15					1.00	63,726.15
PROVOST	KATHLEEN	MATH	MCLAUGHLIN		1.00	48,081.15					1.00	48,081.15
SOARES	RICHARD	MATH	MCLAUGHLIN		1.00	68,941.15					1.00	68,941.15
WADE	MARY	MATH	MCLAUGHLIN		1.00	66,305.00					1.00	66,305.00
WILUSZ	JEAN	MEDIA SPEC	MCLAUGHLIN		1.00	70,775.00					1.00	70,775.00
GRANT	JESSICA	MUSIC TEAC	MCLAUGHLIN		1.00	70,775.00					1.00	70,775.00
LACAILLADE	DENISE	MUSIC TEAC	MCLAUGHLIN		1.00	66,305.00					1.00	66,305.00
SEVILLA	MARK	MUSIC TEAC	MCLAUGHLIN		1.00	70,775.00					1.00	70,775.00
FRANCO	JANINE	PHYS ED TE	MCLAUGHLIN		1.00	66,305.00					1.00	66,305.00
LACASSE	STEPHEN	PHYS ED TE	MCLAUGHLIN		1.00	66,305.00					1.00	66,305.00
KYRIACOPULOS	HEATHER	SC FAM/CON	MCLAUGHLIN		1.00	70,775.00					1.00	70,775.00
BARON	CHRISTOPHER	SOC STUDY	MCLAUGHLIN		1.00	66,305.00					1.00	66,305.00
BURSEY	GLENN	SOC STUDY	MCLAUGHLIN		1.00	66,305.00					1.00	66,305.00
D'AGOSTINO	CHRISTOPHER	SOC STUDY	MCLAUGHLIN		1.00	52,551.15					1.00	52,551.15
LEMAY	LINDA	SOC STUDY	MCLAUGHLIN		1.00	66,305.00					1.00	66,305.00
PROVOST	LINDA	SOC STUDY	MCLAUGHLIN		1.00	63,726.15					1.00	63,726.15
STAVENGER	CHRISTINA	SOC STUDY	MCLAUGHLIN		1.00	48,081.15					1.00	48,081.15
WADE	MATTHEW	SOC STUDY	MCLAUGHLIN		1.00	70,775.00					1.00	70,775.00
BENTON-NORRIS	LESLIE	SPED TEACH	MCLAUGHLIN						0.50	30,745.58	0.50	30,745.58
DAVIDSON	CHERYL	SPED TEACH	MCLAUGHLIN		1.00	61,491.15					1.00	61,491.15
FRISELLA	DEBORAH	SPED TEACH	MCLAUGHLIN		1.00	60,001.15					1.00	60,001.15
HUGHES	KIM	SPED TEACH	MCLAUGHLIN		1.00	69,285.00					1.00	69,285.00
LANDRY	STEPHANIE	SPED TEACH	MCLAUGHLIN		1.00	57,021.15					1.00	57,021.15
MOORE-SIMMONS	JANICE	SPED TEACH	MCLAUGHLIN		1.00	73,755.00					1.00	73,755.00
NELSON	TIFFANY	SPED TEACH	MCLAUGHLIN		0.50	35,215.58					0.50	35,215.58
NEWCOMER	KAREN	SPED TEACH	MCLAUGHLIN		1.00	66,305.00					1.00	66,305.00
O'CONNELL	LINDA	SPED TEACH	MCLAUGHLIN						0.30	18,447.35	0.30	18,447.35
PERRON	JANET	SPED TEACH	MCLAUGHLIN		1.00	59,256.15					1.00	59,256.15
PERRY-ROBINSON	SARAH	SPED TEACH	MCLAUGHLIN		1.00	63,726.15					1.00	63,726.15
SHEA-GROSS	ERIN	SPED TEACH	MCLAUGHLIN		1.00	65,961.15					1.00	65,961.15
TZIMAS KINSON	IRENE	SPED TEACH	MCLAUGHLIN		1.00	48,826.15					1.00	48,826.15
O'SULLIVAN	DEBORAH	SPEECH PA	MCLAUGHLIN		0.50	36,877.50					0.50	36,877.50
BERNIER	MARTHA	TECH ED IA	MCLAUGHLIN		1.00	69,285.00					1.00	69,285.00
ALEXAKOS	ANN	PARA EL	MCLAUGHLIN		1.00	21,280.78					1.00	21,280.78
WILKINS	DEBRA	PARA EL	MCLAUGHLIN		1.00	21,280.78					1.00	21,280.78
BERGERON-ROSA	LEAH	PARA SPED	MCLAUGHLIN		1.00	14,472.73					1.00	14,472.73
CENATIEMPO	NICHOLAS	PARA SPED	MCLAUGHLIN		1.00	14,472.73					1.00	14,472.73
CHASE	JANICE	PARA SPED	MCLAUGHLIN		1.00	14,033.14					1.00	14,033.14
CHASE	TAMARA	PARA SPED	MCLAUGHLIN		1.00	20,649.57					1.00	20,649.57

SALARIES				FY17 GF		FY17 SFNS		FY17 SRF		FY17 Total		
Last Name	First Name	Job Class Description	Location Desc	Retiree	FTE	Total	FTE	Total	FTE	Total	FTE	Total
COLLINS	AMY	PARA SPED	MCLAUGHLIN		1.00	17,324.45					1.00	17,324.45
DONOHUE	KEVIN	PARA SPED	MCLAUGHLIN		1.00	14,472.73					1.00	14,472.73
HOWLAND	FAY	PARA SPED	MCLAUGHLIN		1.00	20,649.57					1.00	20,649.57
QUINN	MARY	PARA SPED	MCLAUGHLIN		1.00	13,266.67					1.00	13,266.67
ROUSSEAU	COLETTE	PARA SPED	MCLAUGHLIN		1.00	20,649.57					1.00	20,649.57
SULLIVAN	ANDREA	PARA SPED	MCLAUGHLIN		1.00	13,266.67					1.00	13,266.67
SULLIVAN	KRISTEN	PARA SPED	MCLAUGHLIN		0.50	7,444.89					0.50	7,444.89
THIBAUDEAU	JEFFREY	PARA SPED	MCLAUGHLIN		1.00	13,447.02					1.00	13,447.02
CLANTON	CONNIE	D & V INTR	MCLAUGHLIN						0.30	10,309.86	0.30	10,309.86
DULAC	RICHARD	SF COOK	MCLAUGHLIN				1.00	19,233.27			1.00	19,233.27
FIELD	ANNA	SF MANAGER	MCLAUGHLIN				1.00	34,083.59			1.00	34,083.59
BUTLER	KATHY	SF WORKER	MCLAUGHLIN				1.00	16,246.49			1.00	16,246.49
LATULIPPE	MELANIE	SF WORKER	MCLAUGHLIN				1.00	16,990.46			1.00	16,990.46
LIEU	SONIA	SF WORKER	MCLAUGHLIN				1.00	10,251.52			1.00	10,251.52
PLOURDE	CONSTANCE	SF WORKER	MCLAUGHLIN				1.00	22,745.08			1.00	22,745.08
SPAMPINATO	TANYA	SF WORKER	MCLAUGHLIN				1.00	9,675.94			1.00	9,675.94
					78.50	4,512,866.90	7.00	129,226.37	4.70	211,390.75	90.20	4,853,484.02
RANSELL	FORREST	PRINCIPAL	PARKSIDE		1.00	99,797.00					1.00	99,797.00
COUROUNIS	CYNTHIA	ASST. PRIN	PARKSIDE		1.00	88,441.00					1.00	88,441.00
HEBERT	JEFFREY	ASST. PRIN	PARKSIDE		1.00	88,441.00					1.00	88,441.00
GRANT	SHARON	SHYR SUPPR	PARKSIDE		1.00	32,136.44					1.00	32,136.44
VERVILLE	TAMMY	SHYR SUPPR	PARKSIDE		1.00	36,720.60					1.00	36,720.60
PROULX	ALEXANDREA	FEDP ADMIN	PARKSIDE						1.00	25,585.83	1.00	25,585.83
ANTUL	MELISSA	PSCHY	PARKSIDE	X	0.50	41,777.63					0.50	41,777.63
MAMONE-PROCTOR	JENNIFER	ART TEACH	PARKSIDE		1.00	59,256.15					1.00	59,256.15
O'SHAUGHNESSY	AMY	ART TEACH	PARKSIDE		1.00	63,726.15					1.00	63,726.15
SOUCY	PAULINE	COMPTR ED	PARKSIDE		1.00	73,755.00					1.00	73,755.00
DUBOIS	SARAH	EL TEACH	PARKSIDE		1.00	73,755.00					1.00	73,755.00
BERNARDO DICKSON	JENNIFER	ENGLISH TE	PARKSIDE		1.00	57,766.15					1.00	57,766.15
DREWNIK	DANIEL	ENGLISH TE	PARKSIDE		1.00	66,305.00					1.00	66,305.00
GARSDIE	LAURA	ENGLISH TE	PARKSIDE		1.00	66,305.00					1.00	66,305.00
GLIDDEN	JENNIFER	ENGLISH TE	PARKSIDE		1.00	57,021.15					1.00	57,021.15
HOLLAND	MARTHA	ENGLISH TE	PARKSIDE		1.00	70,775.00					1.00	70,775.00
PROULX	ALISHA	ENGLISH TE	PARKSIDE		1.00	59,256.15					1.00	59,256.15
RUST-BELFORTI	STACEY	ENGLISH TE	PARKSIDE		1.00	66,305.00					1.00	66,305.00
TWOMEY	JANE	ENGLISH TE	PARKSIDE		1.00	66,706.15					1.00	66,706.15
BARBER	MAUREEN	GEN SCIENC	PARKSIDE		1.00	70,775.00					1.00	70,775.00
FLORIO	DENISE	GEN SCIENC	PARKSIDE		1.00	43,611.15					1.00	43,611.15
MARSAN	SABRINA	GEN SCIENC	PARKSIDE		1.00	50,316.15					1.00	50,316.15
MCINTIRE-WILLIS	LORI	GEN SCIENC	PARKSIDE		1.00	73,755.00					1.00	73,755.00
MURPHY	MATTHEW	GEN SCIENC	PARKSIDE		1.00	59,256.15					1.00	59,256.15
POOL	JESSICA	GEN SCIENC	PARKSIDE		1.00	61,491.15					1.00	61,491.15
SLETTEN KU	JUNE	GEN SCIENC	PARKSIDE		1.00	54,786.15					1.00	54,786.15
DARBY	JENNIFER	GUIDANCE C	PARKSIDE		1.00	68,941.15					1.00	68,941.15
LAVIGNE	DEVRA	GUIDANCE C	PARKSIDE		0.50	25,158.08					0.50	25,158.08
LECLERC-CONLEY	DARLENE	GUIDANCE C	PARKSIDE		0.50	35,215.58					0.50	35,215.58

SALARIES					FY17 GF		FY17 SFNS		FY17 SRF		FY17 Total	
Last Name	First Name	Job Class Description	Location Desc	Retiree	FTE	Total	FTE	Total	FTE	Total	FTE	Total
LIAKOS	PHILIP	GUIDANCE C	PARKSIDE	X	1.00	73,755.00					1.00	73,755.00
ADAMAKOS	PETER	MATH	PARKSIDE		1.00	70,775.00					1.00	70,775.00
FENNELLY	KRISTIN	MATH	PARKSIDE		1.00	66,305.00					1.00	66,305.00
GAGNE-MARTIN	DOREEN	MATH	PARKSIDE		1.00	66,305.00					1.00	66,305.00
KUHN	CRYSTAL	MATH	PARKSIDE		1.00	70,775.00					1.00	70,775.00
NICHOLS	VIRGINIA	MATH	PARKSIDE		1.00	50,316.15					1.00	50,316.15
O'CONNOR	KAREN	MATH	PARKSIDE		1.00	68,196.15					1.00	68,196.15
SACCO	JULIANNE	MATH	PARKSIDE		1.00	43,611.15					1.00	43,611.15
SEITZ	MARIA	MATH	PARKSIDE		1.00	66,305.00					1.00	66,305.00
TAFE	ROBIN	MEDIA SPEC	PARKSIDE		1.00	73,755.00					1.00	73,755.00
BERGER	REBECCA	MUSIC TEAC	PARKSIDE		0.50	19,570.58					0.50	19,570.58
MOUFARGE	CATHY	MUSIC TEAC	PARKSIDE		1.00	66,305.00					1.00	66,305.00
NOYES	CHRISTOPHER	MUSIC TEAC	PARKSIDE		0.50	19,570.58					0.50	19,570.58
OLIVIER	CHERYL	MUSIC TEAC	PARKSIDE		1.00	63,726.15					1.00	63,726.15
ALLEN	CHRISTINA	PHYS ED TE	PARKSIDE		1.00	59,256.15					1.00	59,256.15
CAREY	SAMUEL	PHYS ED TE	PARKSIDE		1.00	63,726.15					1.00	63,726.15
CAMPBELL	JENNIFER	READING TE	PARKSIDE		1.00	59,256.15					1.00	59,256.15
DEVINCENT	JUDY CANDIDA	SC FAM/CON	PARKSIDE		1.00	70,775.00					1.00	70,775.00
BOMBARDIER	MICHAEL	SOC STUDY	PARKSIDE		1.00	50,316.15					1.00	50,316.15
BOUCHARD	MATTHEW	SOC STUDY	PARKSIDE		1.00	39,141.15					1.00	39,141.15
CALLAHAN	LIAM	SOC STUDY	PARKSIDE		1.00	39,141.15					1.00	39,141.15
GAGNON	SHAUNA	SOC STUDY	PARKSIDE		1.00	65,961.15					1.00	65,961.15
HERRICK	SHAUN	SOC STUDY	PARKSIDE		1.00	70,775.00					1.00	70,775.00
PERRY	HEIDI	SOC STUDY	PARKSIDE		1.00	66,305.00					1.00	66,305.00
TRIPP	KERRY	SOC STUDY	PARKSIDE		1.00	70,775.00					1.00	70,775.00
ALLEN	EDWARD	SPED TEACH	PARKSIDE		1.00	70,775.00					1.00	70,775.00
ANDERSON	AMY	SPED TEACH	PARKSIDE		1.00	66,305.00					1.00	66,305.00
BEATON	JAYNE	SPED TEACH	PARKSIDE		0.60	30,189.69					0.60	30,189.69
BELLEMORE	DIANE	SPED TEACH	PARKSIDE		1.00	65,961.15					1.00	65,961.15
CROUTHAMEL	ASHLEE	SPED TEACH	PARKSIDE						1.00	54,786.15	1.00	54,786.15
DAMPIER	FORREST	SPED TEACH	PARKSIDE						1.00	66,305.00	1.00	66,305.00
DUGUAY	SANDRA	SPED TEACH	PARKSIDE		1.00	70,775.00					1.00	70,775.00
FERDINANDO	GREG	SPED TEACH	PARKSIDE		1.00	73,755.00					1.00	73,755.00
GREENIDGE	DAVID	SPED TEACH	PARKSIDE		1.00	50,316.15					1.00	50,316.15
HARRISES	JENNIFER	SPED TEACH	PARKSIDE						1.00	48,826.15	1.00	48,826.15
KING	CHRISTOPHER	SPED TEACH	PARKSIDE		1.00	61,491.15					1.00	61,491.15
PROULX	JENNIFER	SPED TEACH	PARKSIDE		1.00	41,376.15					1.00	41,376.15
PROULX	SCOTT	SPED TEACH	PARKSIDE		1.00	61,491.15					1.00	61,491.15
RUDIGER	CASSIE	SPED TEACH	PARKSIDE						1.00	41,376.15	1.00	41,376.15
STEVENSON	NICOLE	SPED TEACH	PARKSIDE						1.00	63,726.15	1.00	63,726.15
SIMPSON	LARRY	TECH ED IA	PARKSIDE		1.00	66,305.00					1.00	66,305.00
BLASIK	CAROL	PARA SPED	PARKSIDE						1.00	18,902.47	1.00	18,902.47
BOYD	BARBARA	PARA SPED	PARKSIDE		1.00	20,649.57					1.00	20,649.57
BURNS	ROBERT	PARA SPED	PARKSIDE		1.00	15,363.19					1.00	15,363.19
CASINGHINO	MARY	PARA SPED	PARKSIDE		1.00	13,728.81					1.00	13,728.81
CLEVELAND	BETTE	PARA SPED	PARKSIDE		1.00	15,363.19					1.00	15,363.19
DARLING	KEITH	PARA SPED	PARKSIDE						1.00	13,728.81	1.00	13,728.81

SALARIES												
Last Name	First Name	Job Class Description	Location Desc	Retiree	FY17 GF		FY17 SFNS		FY17 SRF		FY17 Total	
					FTE	Total	FTE	Total	FTE	Total	FTE	Total
DAVIS	AMANDA	PARA SPED	PARKSIDE						1.00	13,447.02	1.00	13,447.02
HANLON	SAMANTHA	PARA SPED	PARKSIDE		1.00	13,447.02					1.00	13,447.02
HOLSTE JR	RICHARD	PARA SPED	PARKSIDE		1.00	13,266.67					1.00	13,266.67
HYMAN	TIFFANY	PARA SPED	PARKSIDE		1.00	13,266.67					1.00	13,266.67
KYRIACOPULOS	JOHN	PARA SPED	PARKSIDE		1.00	14,033.14					1.00	14,033.14
LADE	TAMMY	PARA SPED	PARKSIDE		1.00	13,728.81					1.00	13,728.81
LAGASSE-FLECCHIA	MICHELLE	PARA SPED	PARKSIDE						1.00	17,324.45	1.00	17,324.45
MILLER	BARBARA	PARA SPED	PARKSIDE						1.00	20,649.57	1.00	20,649.57
MOUL	ERIN	PARA SPED	PARKSIDE		1.00	17,820.40					1.00	17,820.40
O'BRIEN	TANYA	PARA SPED	PARKSIDE						1.00	13,266.67	1.00	13,266.67
PAPPAS	BRANDY	PARA SPED	PARKSIDE						1.00	20,649.57	1.00	20,649.57
PENN	ELIZABETH	PARA SPED	PARKSIDE						1.00	13,266.67	1.00	13,266.67
SANBORN	ELLEN	PARA SPED	PARKSIDE						1.00	13,447.02	1.00	13,447.02
SPILLANE	SUZANNE	PARA SPED	PARKSIDE		1.00	19,477.32					1.00	19,477.32
VANDENBERGHE	KATHERINE	PARA SPED	PARKSIDE		1.00	15,814.05					1.00	15,814.05
MCNULTY	JILL	D & V INTR	PARKSIDE		1.00	30,284.15					1.00	30,284.15
BOURQUE	STELLA	SF COOK	PARKSIDE				1.00	27,845.57			1.00	27,845.57
LEMAY	KELLY-ANN	SF COOK	PARKSIDE				1.00	22,532.35			1.00	22,532.35
MATOTT	CHERYLANN	SF MANAGER	PARKSIDE				1.00	33,056.89			1.00	33,056.89
LAMOTTE	DANIELLE	SF WORKER	PARKSIDE				1.00	17,800.16			1.00	17,800.16
PELLERIN	MARLENE	SF WORKER	PARKSIDE				1.00	12,912.80			1.00	12,912.80
PIASECZNY	DAPHNE	SF WORKER	PARKSIDE				1.00	10,280.69			1.00	10,280.69
WELCH	STEPHANIE	SF WORKER	PARKSIDE				1.00	10,280.30			1.00	10,280.30
					74.10	4,061,233.48	7.00	134,708.75	15.00	445,287.70	96.10	4,641,229.93
GILLIS	JENNIFER	PRINCIPAL	SOUTHSIDE		1.00	104,009.00					1.00	104,009.00
MENSWAR	DON	ASST. PRIN	SOUTHSIDE		1.00	91,782.00					1.00	91,782.00
MILLIGAN	JESSICA	ASST. PRIN	SOUTHSIDE		1.00	88,441.00					1.00	88,441.00
BOUCHER	DONNA	SHYR SUPPR	SOUTHSIDE		1.00	34,368.60					1.00	34,368.60
SULLIVAN	JUDITH	SHYR SUPPR	SOUTHSIDE		1.00	37,714.60					1.00	37,714.60
HETZEL	ANN-MARIE	FEDP ADMIN	SOUTHSIDE						1.00	29,181.92	1.00	29,181.92
CARUSO	VALERIE	PSCHY	SOUTHSIDE		0.33	25,653.97					0.33	25,653.97
MCGUIGGIN	REGINA	ART TEACH	SOUTHSIDE		1.00	70,775.00					1.00	70,775.00
NEIL	ROBERTA	ART TEACH	SOUTHSIDE		1.00	66,305.00					1.00	66,305.00
SMITH	SHAUNNA	ART TEACH	SOUTHSIDE		1.00	70,775.00					1.00	70,775.00
LAMSON	LEE	COMPTR ED	SOUTHSIDE		1.00	70,775.00					1.00	70,775.00
KEDDIE	SUSAN	EL TEACH	SOUTHSIDE		1.00	70,431.15					1.00	70,431.15
BRAND	REBECCA	ENGLISH TE	SOUTHSIDE		1.00	59,256.15					1.00	59,256.15
CAMPBELL	DEBRA	ENGLISH TE	SOUTHSIDE		1.00	57,766.15					1.00	57,766.15
CARLSON	COLLEEN	ENGLISH TE	SOUTHSIDE		1.00	59,256.15					1.00	59,256.15
CYR	KAREN	ENGLISH TE	SOUTHSIDE		1.00	70,775.00					1.00	70,775.00
DUBISZ	JULIA	ENGLISH TE	SOUTHSIDE		1.00	70,775.00					1.00	70,775.00
EDWARDS	JENNA	ENGLISH TE	SOUTHSIDE		1.00	45,846.15					1.00	45,846.15
ELLIS	ELIZABETH	ENGLISH TE	SOUTHSIDE		1.00	61,491.15					1.00	61,491.15
ERCHA	KENDRA	ENGLISH TE	SOUTHSIDE		1.00	57,021.15					1.00	57,021.15
MAKARA	ELAINE	ENGLISH TE	SOUTHSIDE		1.00	66,305.00					1.00	66,305.00
SACCO	JOANNE	ENGLISH TE	SOUTHSIDE		1.00	54,786.15					1.00	54,786.15

SALARIES					FY17 GF		FY17 SFNS		FY17 SRF		FY17 Total	
Last Name	First Name	Job Class Description	Location Desc	Retiree	FTE	Total	FTE	Total	FTE	Total	FTE	Total
TURGEON JR	GLENN	ENGLISH TE	SOUTHSIDE		1.00	70,775.00					1.00	70,775.00
ENGLISH	ADENA	GEN SCIENC	SOUTHSIDE		1.00	68,941.15					1.00	68,941.15
ERICKSON	DAVID	GEN SCIENC	SOUTHSIDE		1.00	66,305.00					1.00	66,305.00
LEEMAN	KATARINA	GEN SCIENC	SOUTHSIDE		1.00	73,755.00					1.00	73,755.00
LOTZ	AMANDA	GEN SCIENC	SOUTHSIDE		1.00	39,141.15					1.00	39,141.15
NICHOLS	ANNE	GEN SCIENC	SOUTHSIDE		1.00	66,305.00					1.00	66,305.00
SULLIVAN	MARTIN	GEN SCIENC	SOUTHSIDE		1.00	63,726.15					1.00	63,726.15
WELD	JOHN	GEN SCIENC	SOUTHSIDE		1.00	43,611.15					1.00	43,611.15
ZIOZE	HAIDY	GEN SCIENC	SOUTHSIDE		1.00	70,775.00					1.00	70,775.00
CARLSON	KATHY	GUIDANCE C	SOUTHSIDE		0.50	35,387.50					0.50	35,387.50
GARDNER	JANE	GUIDANCE C	SOUTHSIDE		0.50	35,387.50					0.50	35,387.50
HEDGE	DAVID	GUIDANCE C	SOUTHSIDE		0.50	33,152.50					0.50	33,152.50
HOBERMAN	MAEGAN	GUIDANCE C	SOUTHSIDE		1.00	74,500.00					1.00	74,500.00
LIBBY	REBECCA	GUIDANCE C	SOUTHSIDE		1.00	61,491.15					1.00	61,491.15
CADIEUX	JENNIFER	MATH	SOUTHSIDE		1.00	70,775.00					1.00	70,775.00
GARDNER	AMANDA	MATH	SOUTHSIDE		1.00	41,376.15					1.00	41,376.15
LEMAY	ANITA	MATH	SOUTHSIDE		1.00	69,285.00					1.00	69,285.00
NORTON	CAROLINE	MATH	SOUTHSIDE		1.00	66,305.00					1.00	66,305.00
PARTIN	MICHELLE	MATH	SOUTHSIDE		1.00	68,941.15					1.00	68,941.15
ROGERS	HEATHER	MATH	SOUTHSIDE		1.00	61,491.15					1.00	61,491.15
SIENA	SUSAN	MATH	SOUTHSIDE		1.00	50,316.15					1.00	50,316.15
BRIDGES	HEATHER	MEDIA SPEC	SOUTHSIDE		1.00	61,491.15					1.00	61,491.15
CHAGNON	HELEN	MUSIC TEAC	SOUTHSIDE		1.00	68,941.15					1.00	68,941.15
HAMMOND	MATTHEW	MUSIC TEAC	SOUTHSIDE		1.00	70,775.00					1.00	70,775.00
MANCUSO	CHRISTOPHER	MUSIC TEAC	SOUTHSIDE		1.00	39,141.15					1.00	39,141.15
CRISCONE	ROCCO	PHYS ED TE	SOUTHSIDE		1.00	48,081.15					1.00	48,081.15
MATARAZZO	BRENNA	PHYS ED TE	SOUTHSIDE		1.00	63,726.15					1.00	63,726.15
HAYWARD	JULIE	READING TE	SOUTHSIDE		1.00	65,961.15					1.00	65,961.15
FEELEY	MELISSA	SC FAM/CON	SOUTHSIDE		1.00	45,846.15					1.00	45,846.15
BOBOLA	MEGAN	SOC STUDY	SOUTHSIDE		1.00	39,141.15					1.00	39,141.15
DOUCET	ALICIA	SOC STUDY	SOUTHSIDE		1.00	39,141.15					1.00	39,141.15
LANDROCHE	KATHLEEN	SOC STUDY	SOUTHSIDE		1.00	66,305.00					1.00	66,305.00
LANDRY	AMY	SOC STUDY	SOUTHSIDE		1.00	60,001.15					1.00	60,001.15
MCMAHON	PATRICIA	SOC STUDY	SOUTHSIDE		1.00	70,775.00					1.00	70,775.00
PETERSON	KRISTEN	SOC STUDY	SOUTHSIDE		1.00	50,316.15					1.00	50,316.15
ROCCA	STACY	SOC STUDY	SOUTHSIDE		1.00	66,305.00					1.00	66,305.00
SHANNON	TIMOTHY	SOC STUDY	SOUTHSIDE		1.00	50,316.15					1.00	50,316.15
COOPER-JENNINGS	STACEY	SOCIAL WOR	SOUTHSIDE						0.50	25,158.08	0.50	25,158.08
ANDERSON	SHANE	SPED TEACH	SOUTHSIDE						1.00	70,775.00	1.00	70,775.00
BENJAMIN	KELLY	SPED TEACH	SOUTHSIDE		1.00	70,775.00					1.00	70,775.00
BENTON-NORRIS	LESLIE	SPED TEACH	SOUTHSIDE						0.50	30,745.58	0.50	30,745.58
DITTBENNER	KIM	SPED TEACH	SOUTHSIDE		1.00	61,491.15					1.00	61,491.15
HALFPENNY	GARRET	SPED TEACH	SOUTHSIDE		1.00	48,081.15					1.00	48,081.15
JALBERT	ERIN	SPED TEACH	SOUTHSIDE		1.00	61,491.15					1.00	61,491.15
JARVIS	JEFFREY	SPED TEACH	SOUTHSIDE		1.00	61,491.15					1.00	61,491.15
LEBRUN	GINA	SPED TEACH	SOUTHSIDE		1.00	61,491.15					1.00	61,491.15
NEE	DEANNA	SPED TEACH	SOUTHSIDE		1.00	39,141.15					1.00	39,141.15

SALARIES												
Last Name	First Name	Job Class Description	Location Desc	Retiree	FY17 GF		FY17 SFNS		FY17 SRF		FY17 Total	
					FTE	Total	FTE	Total	FTE	Total	FTE	Total
PERRY	KEVIN	SPED TEACH	SOUTHSIDE		1.00	61,491.15					1.00	61,491.15
SEBASTIEN	NOELLA	SPED TEACH	SOUTHSIDE		1.00	50,316.15					1.00	50,316.15
VACANT		SPED TEACH	SOUTHSIDE		1.00	43,611.15					1.00	43,611.15
WOODWORTH	ROBERT	SPED TEACH	SOUTHSIDE		1.00	53,296.15					1.00	53,296.15
COOPERIDER	NANCY	TECH ED IA	SOUTHSIDE		1.00	51,061.15					1.00	51,061.15
AMIRALT	LINDA	PARA SPED	SOUTHSIDE		1.00	20,649.57					1.00	20,649.57
AMLAW	BONNIE	PARA SPED	SOUTHSIDE		1.00	20,649.57					1.00	20,649.57
BILODEAU	MAURICE	PARA SPED	SOUTHSIDE		1.00	14,889.78					1.00	14,889.78
CONNOR	PAMELA	PARA SPED	SOUTHSIDE		1.00	20,649.57					1.00	20,649.57
CUNAN	SHERI	PARA SPED	SOUTHSIDE		1.00	13,447.02					1.00	13,447.02
DELANI	NICOLE	PARA SPED	SOUTHSIDE		1.00	14,889.78					1.00	14,889.78
EMILE	KYNNETTE	PARA SPED	SOUTHSIDE		1.00	15,363.19					1.00	15,363.19
HAJI TAHA	VIYAN	PARA SPED	SOUTHSIDE		1.00	13,266.67					1.00	13,266.67
HEAD	CAROLINE	PARA SPED	SOUTHSIDE		1.00	13,447.02					1.00	13,447.02
HEBERT	KAREN	PARA SPED	SOUTHSIDE		1.00	21,280.78					1.00	21,280.78
MARCY	RITA	PARA SPED	SOUTHSIDE		1.00	14,179.67					1.00	14,179.67
MARESCIA	FRANK	PARA SPED	SOUTHSIDE		1.00	15,814.05					1.00	15,814.05
MCALLISTER	ROSEMARY	PARA SPED	SOUTHSIDE		1.00	16,321.28					1.00	16,321.28
MORIARTY	TARA	PARA SPED	SOUTHSIDE		1.00	17,324.45					1.00	17,324.45
MORRILL	KYLE	PARA SPED	SOUTHSIDE		1.00	13,266.67					1.00	13,266.67
PEREZCASTANEDA	CLYDE	PARA SPED	SOUTHSIDE		1.00	13,728.81					1.00	13,728.81
SMITH	ANNE	PARA SPED	SOUTHSIDE		1.00	20,649.57					1.00	20,649.57
WOODS	DAVID	PARA SPED	SOUTHSIDE		1.00	17,324.45					1.00	17,324.45
ROBERTS	SUZANNE	SF COOK	SOUTHSIDE				1.00	24,364.87			1.00	24,364.87
GUILMETTE	HELEN	SF MANAGER	SOUTHSIDE				1.00	34,083.59			1.00	34,083.59
BEAUDIN	PATRICIA	SF WORKER	SOUTHSIDE				1.00	20,308.21			1.00	20,308.21
CHAIRES	ROSIO	SF WORKER	SOUTHSIDE				1.00	9,955.96			1.00	9,955.96
JOYCE	KAREN	SF WORKER	SOUTHSIDE				1.00	15,315.06			1.00	15,315.06
VACHON	LYNN	SF WORKER	SOUTHSIDE				1.00	9,675.94			1.00	9,675.94
WILLEY	VERONICA	SF WORKER	SOUTHSIDE				1.00	9,380.38			1.00	9,380.38
					85.83	4,433,194.74	7.00	123,084.01	3.00	155,860.57	95.83	4,712,139.33
VACCAREZZA	JOHN	PRINCIPAL	CENTRAL		1.00	108,213.00					1.00	108,213.00
COLLINS	WILLIAM	ASST. PRIN	CENTRAL		1.00	96,789.00					1.00	96,789.00
DICHARD	RICHARD	ASST. PRIN	CENTRAL		1.00	96,789.00					1.00	96,789.00
O'NEIL	JOSEPH	ASST. PRIN	CENTRAL		1.00	96,789.00					1.00	96,789.00
ROUKEY	DEBORA	ASST. PRIN	CENTRAL		1.00	100,127.00					1.00	100,127.00
BEAULIEU	KAREN	SHYR SUPPR	CENTRAL		1.00	26,562.90					1.00	26,562.90
DUVAL	BRENDA	SHYR SUPPR	CENTRAL		1.00	37,764.30					1.00	37,764.30
GAGNON	CATHERINE	SHYR SUPPR	CENTRAL		1.00	36,720.60					1.00	36,720.60
LABBE	SARAH	SHYR SUPPR	CENTRAL		1.00	34,368.60					1.00	34,368.60
LOVELL	VALERIE	SHYR SUPPR	CENTRAL		1.00	31,546.20					1.00	31,546.20
O'CONNOR	MARIAN	SHYR SUPPR	CENTRAL		1.00	35,382.90					1.00	35,382.90
SPIRO	BEVERLY	SUPPORT FY	CENTRAL		1.00	53,307.80					1.00	53,307.80
BOURASSA	ANGELIKI	PT HOURLY	CENTRAL						0.61	32,619.73	0.61	32,619.73
VITAGLIANO	JAMES	PSCHY	CENTRAL		0.50	41,360.22					0.50	41,360.22
BORGE	JOSHUA	ART TEACH	CENTRAL		1.00	66,305.00					1.00	66,305.00

SALARIES					FY17 GF		FY17 SFNS		FY17 SRF		FY17 Total	
Last Name	First Name	Job Class Description	Location Desc	Retiree	FTE	Total	FTE	Total	FTE	Total	FTE	Total
BURGESS	RYAN	ART TEACH	CENTRAL		1.00	59,256.15					1.00	59,256.15
DOHERTY	COREY	ART TEACH	CENTRAL		1.00	69,285.00					1.00	69,285.00
GOSSELIN	DANIELLE	ART TEACH	CENTRAL		0.40	17,444.46					0.40	17,444.46
SOUCY	JANET	ART TEACH	CENTRAL		1.00	66,305.00					1.00	66,305.00
WIKE	LORI	ART TEACH	CENTRAL		1.00	59,256.15					1.00	59,256.15
BELCOURT	SAMANTHA	BUSINES TE	CENTRAL		0.50	26,648.08					0.50	26,648.08
KISSELL JR	EDWARD	BUSINES TE	CENTRAL		1.00	73,755.00					1.00	73,755.00
O'CONNOR	DAWN	BUSINES TE	CENTRAL		1.00	68,196.15					1.00	68,196.15
SLOAN	DONNA	BUSINES TE	CENTRAL		1.00	70,775.00					1.00	70,775.00
ZUCCALA	TARYN	BUSINES TE	CENTRAL		1.00	70,775.00					1.00	70,775.00
SEABURY	LINDA	COMPTR ED	CENTRAL		1.00	54,786.15					1.00	54,786.15
DRONEY	SHEILA	EL TEACH	CENTRAL		1.00	70,431.15					1.00	70,431.15
MERRILL	ANDREA	EL TEACH	CENTRAL	X	1.00	68,196.15					1.00	68,196.15
MEYETTE	LORRAINE	EL TEACH	CENTRAL		1.00	70,775.00					1.00	70,775.00
SMITH	ELIZABETH	EL TEACH	CENTRAL		1.00	70,775.00					1.00	70,775.00
SWENSON	CONSTANCE	EL TEACH	CENTRAL		1.00	73,755.00					1.00	73,755.00
ADAMI-SCHIRL	EVAGELIA	ENGLISH TE	CENTRAL		1.00	66,305.00					1.00	66,305.00
DEAN	LAUREN	ENGLISH TE	CENTRAL		1.00	54,786.15					1.00	54,786.15
GEMME	ABIGAIL	ENGLISH TE	CENTRAL		1.00	61,491.15					1.00	61,491.15
GIOTAS	GEOFF	ENGLISH TE	CENTRAL		1.00	54,786.15					1.00	54,786.15
HOWE	JEFFREY	ENGLISH TE	CENTRAL		1.00	57,021.15					1.00	57,021.15
JOYAL-MORRISON	RUTH	ENGLISH TE	CENTRAL		1.00	66,305.00					1.00	66,305.00
MACDONALD	CAROL	ENGLISH TE	CENTRAL		1.00	61,491.15					1.00	61,491.15
MACDONALD	KELLY	ENGLISH TE	CENTRAL		1.00	70,775.00					1.00	70,775.00
NACCACH-HOFF	SELMA	ENGLISH TE	CENTRAL		1.00	70,775.00					1.00	70,775.00
PENNINGTON	AMY	ENGLISH TE	CENTRAL		1.00	68,196.15					1.00	68,196.15
PERRY	JOSEPH	ENGLISH TE	CENTRAL		1.00	54,786.15					1.00	54,786.15
RUSSELL	SEAN	ENGLISH TE	CENTRAL		1.00	61,491.15					1.00	61,491.15
SEARS	NATALIE	ENGLISH TE	CENTRAL		1.00	59,256.15					1.00	59,256.15
SPIRO	REBECCA	ENGLISH TE	CENTRAL		1.00	68,196.15					1.00	68,196.15
WADLEIGH	SARAH	ENGLISH TE	CENTRAL		1.00	68,196.15					1.00	68,196.15
ARGUIEN	LEE	FRENCH TE	CENTRAL		0.60	35,553.69					0.60	35,553.69
LEBRUN	SHARON	FRENCH TE	CENTRAL		1.00	57,021.15					1.00	57,021.15
RUDMAN	DENISE	FRENCH TE	CENTRAL		1.00	66,305.00					1.00	66,305.00
CHRETIEN	CHARLES	GEN SCIENC	CENTRAL		1.00	61,491.15					1.00	61,491.15
EWING	WILLIAM	GEN SCIENC	CENTRAL		1.00	70,775.00					1.00	70,775.00
POWELL	MEGHAN	GEN SCIENC	CENTRAL		1.00	45,846.15					1.00	45,846.15
ST HILAIRE	STACEY	GEN SCIENC	CENTRAL		1.00	39,141.15					1.00	39,141.15
MOREAU	CATHERINE	GERMAN TE	CENTRAL		1.00	52,551.15					1.00	52,551.15
ANTOSCIA	DIANE	GUIDANCE C	CENTRAL		1.00	70,775.00					1.00	70,775.00
CANNON	WILLIAM	GUIDANCE C	CENTRAL		1.00	68,196.15					1.00	68,196.15
COOK	SHELLI	GUIDANCE C	CENTRAL		1.00	61,491.15					1.00	61,491.15
HEDGE	RACHEL	GUIDANCE C	CENTRAL		1.00	43,611.15					1.00	43,611.15
ROBERT	KENDRA	GUIDANCE C	CENTRAL		1.00	50,316.15					1.00	50,316.15
SHAW	ROSEANN	GUIDANCE C	CENTRAL		1.00	43,611.15					1.00	43,611.15
WENNERS	MICHAEL	GUIDANCE C	CENTRAL		1.00	73,411.15					1.00	73,411.15
ZYCH	JESSICA	GUIDANCE C	CENTRAL		1.00	59,256.15					1.00	59,256.15



SALARIES					FY17 GF		FY17 SFNS		FY17 SRF		FY17 Total	
Last Name	First Name	Job Class Description	Location Desc	Retiree	FTE	Total	FTE	Total	FTE	Total	FTE	Total
ELLIS	PATRICIA	HEALTH TE	CENTRAL		1.00	70,775.00					1.00	70,775.00
NEWMAN	DIMITRI	LATIN TE	CENTRAL		1.00	39,141.15					1.00	39,141.15
ANDERSON	MAUREEN	MATH	CENTRAL		1.00	69,285.00					1.00	69,285.00
BOGRAD	BROOKE	MATH	CENTRAL		1.00	70,775.00					1.00	70,775.00
COFFEY	GERALD	MATH	CENTRAL		1.00	61,491.15					1.00	61,491.15
FALLU	LESLEY	MATH	CENTRAL		1.00	70,775.00					1.00	70,775.00
GENDREAU	DANIELLE	MATH	CENTRAL		1.00	39,141.15					1.00	39,141.15
LAMB	MORGAN	MATH	CENTRAL		1.00	61,491.15					1.00	61,491.15
MACHNIK	KELLY ANN	MATH	CENTRAL		1.00	61,491.15					1.00	61,491.15
MICALIZZI	KRISTINA	MATH	CENTRAL		1.00	45,846.15					1.00	45,846.15
PORTER	TONGSUK SUE	MATH	CENTRAL		1.00	70,775.00					1.00	70,775.00
RECCO	NANCY	MATH	CENTRAL		1.00	52,551.15					1.00	52,551.15
REGAN	CATHLEEN	MATH	CENTRAL		1.00	70,775.00					1.00	70,775.00
ST ONGE	DARCI	MATH	CENTRAL		1.00	66,305.00					1.00	66,305.00
THOMAN	HEATHER	MATH	CENTRAL		1.00	54,786.15					1.00	54,786.15
TRUE	EDWARD	MATH	CENTRAL		1.00	66,305.00					1.00	66,305.00
WALMSLEY	ROBERT	MATH	CENTRAL		1.00	66,305.00					1.00	66,305.00
COURTNEY	JENNIFER	MEDIA SPEC	CENTRAL		1.00	57,021.15					1.00	57,021.15
HUNTER	KATHRYN	MEDIA SPEC	CENTRAL		1.00	61,491.15					1.00	61,491.15
SENIOW	THOMAS	MUSIC TEAC	CENTRAL		1.00	73,755.00					1.00	73,755.00
STERLING	EDWARD	MUSIC TEAC	CENTRAL		1.00	66,305.00					1.00	66,305.00
FOX	KELLY	PHYS ED TE	CENTRAL		1.00	68,196.15					1.00	68,196.15
LAWSON	WILLIAM	PHYS ED TE	CENTRAL		1.00	66,305.00					1.00	66,305.00
PERRONI	VINCENT	PHYS ED TE	CENTRAL		1.00	69,285.00					1.00	69,285.00
BAK	CARA	SC BIOL TE	CENTRAL		1.00	55,531.15					1.00	55,531.15
HALL	KATHERINE	SC BIOL TE	CENTRAL		1.00	54,786.15					1.00	54,786.15
HENDERSON	WILFRED	SC BIOL TE	CENTRAL		1.00	70,775.00					1.00	70,775.00
O'LEARY	KEVIN	SC BIOL TE	CENTRAL		1.00	52,551.15					1.00	52,551.15
RICARD	LINE	SC BIOL TE	CENTRAL		1.00	73,755.00					1.00	73,755.00
TERREL	RICHARD	SC BIOL TE	CENTRAL		1.00	69,285.00					1.00	69,285.00
MARIS	CYNTHIA	SC CHEM TE	CENTRAL		1.00	75,618.00					1.00	75,618.00
RAYMOND	JANE	SC CHEM TE	CENTRAL		1.00	70,775.00					1.00	70,775.00
TOURIGNY	ELLEN	SC CHEM TE	CENTRAL		1.00	54,786.15					1.00	54,786.15
CHAPMAN	SANDRA	SC FAM/CON	CENTRAL		1.00	66,305.00					1.00	66,305.00
IGNJIC	MAJA	SC FAM/CON	CENTRAL		1.00	39,141.15					1.00	39,141.15
SWEED	SUSAN	SC FAM/CON	CENTRAL		1.00	73,755.00					1.00	73,755.00
BEHM	GORDON	SC PHYS TE	CENTRAL		1.00	59,256.15					1.00	59,256.15
STELLA	KATIE	SC PHYS TE	CENTRAL		1.00	51,061.15					1.00	51,061.15
SULLIVAN	MARC	SC PHYS TE	CENTRAL		1.00	55,531.15					1.00	55,531.15
PATTEN	MICHAEL	SC PHYSICS	CENTRAL		1.00	70,775.00					1.00	70,775.00
BERNARD	KARA	SOC STUDY	CENTRAL		1.00	62,981.15					1.00	62,981.15
BOUTIN	DAVID	SOC STUDY	CENTRAL		1.00	66,305.00					1.00	66,305.00
FONTAINE	MICHELE	SOC STUDY	CENTRAL		1.00	50,316.15					1.00	50,316.15
JOURNAY	MARSHA	SOC STUDY	CENTRAL	X	1.00	70,775.00					1.00	70,775.00
MACDONALD	SCOTT	SOC STUDY	CENTRAL		1.00	63,726.15					1.00	63,726.15
MCCORMICK	EDWARD	SOC STUDY	CENTRAL		1.00	57,021.15					1.00	57,021.15
MIRABILE	KATHLEEN	SOC STUDY	CENTRAL		1.00	70,775.00					1.00	70,775.00

SALARIES												
Last Name	First Name	Job Class Description	Location Desc	Retiree	FY17 GF		FY17 SFNS		FY17 SRF		FY17 Total	
					FTE	Total	FTE	Total	FTE	Total	FTE	Total
MULLEN	JAMES	SOC STUDY	CENTRAL		1.00	59,256.15					1.00	59,256.15
O'CONNELL	ANNA	SOC STUDY	CENTRAL		1.00	43,611.15					1.00	43,611.15
SANDFORD	CHAD	SOC STUDY	CENTRAL		1.00	61,491.15					1.00	61,491.15
SILVEIRA	JOSEPH	SOC STUDY	CENTRAL		1.00	65,961.15					1.00	65,961.15
TAGALAKIS	MARC	SOC STUDY	CENTRAL		1.00	66,305.00					1.00	66,305.00
PELLEGRINI	AMY	SOCIAL WOR	CENTRAL						1.00	45,846.15	1.00	45,846.15
BRUNO	MARIA	SPANISH	CENTRAL		1.00	54,786.15					1.00	54,786.15
DUANA	CEFERINO	SPANISH	CENTRAL		1.00	69,285.00					1.00	69,285.00
FRAZIER	MAUREEN	SPANISH	CENTRAL		1.00	70,775.00					1.00	70,775.00
LARKIN	KIMBERLY	SPANISH	CENTRAL		1.00	74,500.00					1.00	74,500.00
SMITH	MICHAEL	SPANISH	CENTRAL		1.00	68,196.15					1.00	68,196.15
BAUM	ADRIENNE	SPED TEACH	CENTRAL		1.00	70,775.00					1.00	70,775.00
BURKE	MARGARET	SPED TEACH	CENTRAL		1.00	70,431.15					1.00	70,431.15
CAWLEY	MATTHEW	SPED TEACH	CENTRAL		1.00	68,196.15					1.00	68,196.15
FRANCO	CHERYL	SPED TEACH	CENTRAL		1.00	57,021.15					1.00	57,021.15
HAARLANDER	TARA	SPED TEACH	CENTRAL		1.00	51,061.15					1.00	51,061.15
HALVORSEN	PENNY	SPED TEACH	CENTRAL		1.00	70,775.00					1.00	70,775.00
KABLIK	DONNA	SPED TEACH	CENTRAL		1.00	70,431.15					1.00	70,431.15
PERKINS	MELINDA	SPED TEACH	CENTRAL		1.00	52,551.15					1.00	52,551.15
PRISBY	STEPHEN	SPED TEACH	CENTRAL		1.00	66,305.00					1.00	66,305.00
SADOWSKI	JONATHAN	SPED TEACH	CENTRAL		1.00	54,786.15					1.00	54,786.15
SPAUDLING	DIANE	SPED TEACH	CENTRAL		1.00	70,775.00					1.00	70,775.00
TENTAS	ELIZABETH	SPED TEACH	CENTRAL		1.00	48,081.15					1.00	48,081.15
WYNKOOP	SHEILA	SPED TEACH	CENTRAL						0.50	21,060.58	0.50	21,060.58
O'CONNOR	SUSAN	SPEECH PA	CENTRAL		0.25	18,438.75					0.25	18,438.75
WALSH	JOSEPH	TECH ED IA	CENTRAL		1.00	66,305.00					1.00	66,305.00
BILLS	DEBORAH	PARA EL	CENTRAL		1.00	17,324.45					1.00	17,324.45
MILLER	DEBORAH	PARA EL	CENTRAL		1.00	21,280.78					1.00	21,280.78
CONNARE	JOANNE	PARA SPED	CENTRAL		1.00	13,728.81					1.00	13,728.81
DUELL	RUBY	PARA SPED	CENTRAL		1.00	13,266.67					1.00	13,266.67
DUVAL	CATHERINE	PARA SPED	CENTRAL		1.00	17,820.40					1.00	17,820.40
FENNELL	TROYE	PARA SPED	CENTRAL		1.00	13,447.02					1.00	13,447.02
FOROUTAN	DEBORAH	PARA SPED	CENTRAL		1.00	13,447.02					1.00	13,447.02
GATELY	MEREDITH	PARA SPED	CENTRAL		1.00	14,472.73					1.00	14,472.73
GOREE	ERICA	PARA SPED	CENTRAL		0.50	6,633.34					0.50	6,633.34
KALLIO	SUSAN	PARA SPED	CENTRAL		1.00	16,321.28					1.00	16,321.28
LALIBERTE	CATHERINE	PARA SPED	CENTRAL						1.00	17,324.45	1.00	17,324.45
LONGO	EILEEN	PARA SPED	CENTRAL		1.00	21,280.78					1.00	21,280.78
MANTZOUFAS	SOULTANA	PARA SPED	CENTRAL		1.00	13,447.02					1.00	13,447.02
PROVOST	MEGHAN	PARA SPED	CENTRAL		1.00	13,266.67					1.00	13,266.67
TELGE	MARK	PARA SPED	CENTRAL		1.00	20,649.57					1.00	20,649.57
VITIELLO-VILLANTE	CATHRYN	PARA SPED	CENTRAL		1.00	13,447.02					1.00	13,447.02
BOUCHARD	CAREN	CERT INST	CENTRAL		0.75	11,751.40					0.75	11,751.40
PECTEAU	LINA	SF COOK	CENTRAL				1.00	29,743.42			1.00	29,743.42
HATHAWAY-WATTS	MARGARET	SF COOK	CENTRAL				1.00	23,561.78			1.00	23,561.78
BRADLEY	DIANE	SF MANAGER	CENTRAL				1.00	33,523.57			1.00	33,523.57
BOIRE	CAROL	SF WORKER	CENTRAL				1.00	13,809.61			1.00	13,809.61

SALARIES														
Last Name	First Name	Job Class Description	Location Desc	Retiree	FY17 GF		FY17 SFNS		FY17 SRF		FY17 Total			
					FTE	Total	FTE	Total	FTE	Total	FTE	Total		
BOUCHARD	PRISCILLE	SF WORKER	CENTRAL				1.00	16,246.49			1.00	16,246.49		
DAIGLE	KATHLEEN	SF WORKER	CENTRAL				1.00	9,675.94			1.00	9,675.94		
DEVINE	PATRICIA	SF WORKER	CENTRAL				1.00	12,997.19			1.00	12,997.19		
SPEAR	LUCILLE	SF WORKER	CENTRAL				1.00	16,246.49			1.00	16,246.49		
ZORAWOWICZ	DINA	SF WORKER	CENTRAL				1.00	20,014.19			1.00	20,014.19		
							144.50	8,343,294.61	9.00	175,818.69	3.11	116,850.91	156.61	8,635,964.21
ADAMAKOS	ARTHUR	PRINCIPAL	MEMORIAL		1.00	108,213.00					1.00	108,213.00		
BOURQUE	MARY-JO	ASST. PRIN	MEMORIAL		1.00	100,959.00					1.00	100,959.00		
PERICH	PETER	ASST. PRIN	MEMORIAL		1.00	100,127.00					1.00	100,127.00		
PUGLISI	KEITH	ASST. PRIN	MEMORIAL		1.00	100,127.00					1.00	100,127.00		
DANICO	SUSAN	SHYR SUPPR	MEMORIAL		1.00	29,782.20					1.00	29,782.20		
DAVIES	SUSAN	SHYR SUPPR	MEMORIAL		0.50	19,433.40					0.50	19,433.40		
GENDRON	VALERIE	SHYR SUPPR	MEMORIAL		1.00	23,898.28					1.00	23,898.28		
HEYMANS	LYNNE	SHYR SUPPR	MEMORIAL		1.00	37,764.30					1.00	37,764.30		
INTORCIO	CATHY	SHYR SUPPR	MEMORIAL		1.00	34,368.60					1.00	34,368.60		
STERN	ROCHELLE	SUPPORT FY	MEMORIAL		1.00	51,833.60					1.00	51,833.60		
VACANT		PT HOURLY	MEMORIAL						0.61	32,619.73	0.61	32,619.73		
LING	NICOLE	PSCHY	MEMORIAL		0.60	20,707.46					0.60	20,707.46		
BUDWAY	RONALD	ART TEACH	MEMORIAL		1.00	68,196.15					1.00	68,196.15		
CHRISTOPHER	AMY	ART TEACH	MEMORIAL		1.00	68,196.15					1.00	68,196.15		
FANARAS-ZITO	MARCIA	ART TEACH	MEMORIAL		1.00	66,305.00					1.00	66,305.00		
SWEENEY	LORI	ART TEACH	MEMORIAL		1.00	70,775.00					1.00	70,775.00		
TENTAS	JANE	ART TEACH	MEMORIAL		1.00	70,775.00					1.00	70,775.00		
BREAULT	DIANE	BUSINES TE	MEMORIAL		1.00	69,285.00					1.00	69,285.00		
COLBY	JAMES	BUSINES TE	MEMORIAL		1.00	70,775.00					1.00	70,775.00		
REILLY	NANCY	BUSINES TE	MEMORIAL	X	1.00	73,755.00					1.00	73,755.00		
TRAVERS	KRISTIN	BUSINES TE	MEMORIAL		1.00	63,726.15					1.00	63,726.15		
BAILEY	SCOTT	COMPTR ED	MEMORIAL		1.00	70,775.00					1.00	70,775.00		
BAKER	TRAVIS	EL TEACH	MEMORIAL		1.00	70,431.15					1.00	70,431.15		
COSGRIFF	TRACY	EL TEACH	MEMORIAL		1.00	66,706.15					1.00	66,706.15		
KING	MARGARET	EL TEACH	MEMORIAL		1.00	73,755.00					1.00	73,755.00		
DICK	BENJAMIN	ENGLISH TE	MEMORIAL		1.00	61,491.15					1.00	61,491.15		
DOOLY	BETH	ENGLISH TE	MEMORIAL		1.00	61,491.15					1.00	61,491.15		
FOLEY	DANIELLE	ENGLISH TE	MEMORIAL		1.00	43,611.15					1.00	43,611.15		
FRIBORG	ANGELA	ENGLISH TE	MEMORIAL		1.00	66,334.15					1.00	66,334.15		
GAMACHE	ASHLEY	ENGLISH TE	MEMORIAL		1.00	41,376.15					1.00	41,376.15		
GARNER	ANDRE	ENGLISH TE	MEMORIAL		1.00	50,316.15					1.00	50,316.15		
GUAY	KENDRA	ENGLISH TE	MEMORIAL		1.00	43,611.15					1.00	43,611.15		
LESCRINIER	JESSICA	ENGLISH TE	MEMORIAL		1.00	39,141.15					1.00	39,141.15		
LEVINE	JOAN	ENGLISH TE	MEMORIAL		1.00	65,961.15					1.00	65,961.15		
MCMILLAN	BRENDA	ENGLISH TE	MEMORIAL		1.00	50,316.15					1.00	50,316.15		
MICHAUD	TARA	ENGLISH TE	MEMORIAL		1.00	65,961.15					1.00	65,961.15		
MICHIE	ALAN	ENGLISH TE	MEMORIAL		1.00	57,021.15					1.00	57,021.15		
NORMANDIN	JEFFREY	ENGLISH TE	MEMORIAL		1.00	61,491.15					1.00	61,491.15		
WENTZ	MARK	ENGLISH TE	MEMORIAL		1.00	70,775.00					1.00	70,775.00		
KRAUSE	ANDRE	FRENCH TE	MEMORIAL		1.00	63,726.15					1.00	63,726.15		

SALARIES					FY17 GF		FY17 SFNS		FY17 SRF		FY17 Total	
Last Name	First Name	Job Class Description	Location Desc	Retiree	FTE	Total	FTE	Total	FTE	Total	FTE	Total
MICKOLA	RACHEL	FRENCH TE	MEMORIAL		1.00	46,591.15					1.00	46,591.15
LARKIN	BRETT	GERMAN TE	MEMORIAL		1.00	61,491.15					1.00	61,491.15
BARNES	ERIKA	GUIDANCE C	MEMORIAL		1.00	54,786.15					1.00	54,786.15
COCKERILL	JOANNE	GUIDANCE C	MEMORIAL		1.00	68,941.15					1.00	68,941.15
DOWNES	THOMAS	GUIDANCE C	MEMORIAL						0.25	18,438.75	0.25	18,438.75
GATZOULIS	TERI	GUIDANCE C	MEMORIAL		1.00	71,921.15					1.00	71,921.15
LEBLANC	JONATHAN	GUIDANCE C	MEMORIAL		1.00	73,755.00					1.00	73,755.00
PARECE-GROGAN	BRIDGET	GUIDANCE C	MEMORIAL		1.00	68,196.15					1.00	68,196.15
ROBITAILLE	RICHARD	GUIDANCE C	MEMORIAL		1.00	71,176.15					1.00	71,176.15
SMITH	LISA	GUIDANCE C	MEMORIAL		1.00	70,775.00					1.00	70,775.00
VAILAS	NANCY	HEALTH TE	MEMORIAL		1.00	66,305.00					1.00	66,305.00
WUJCIK	ANDREA	HEALTH TE	MEMORIAL		1.00	61,491.15					1.00	61,491.15
LAMBERT	DAVID	INDUSTRIAL ARTS	MEMORIAL		1.00	48,081.15					1.00	48,081.15
CLEMENTS	CHRISTINA	LATIN TE	MEMORIAL		1.00	52,551.15					1.00	52,551.15
BERTRAND	ALLEN	MATH	MEMORIAL		1.00	54,786.15					1.00	54,786.15
COMEY	ROBERT	MATH	MEMORIAL		1.00	57,021.15					1.00	57,021.15
CRAWFORD	VALERIE	MATH	MEMORIAL		1.00	43,611.15					1.00	43,611.15
CYGAN	MATTHEW	MATH	MEMORIAL		1.00	63,726.15					1.00	63,726.15
DOLAN	THOMAS	MATH	MEMORIAL		1.00	73,755.00					1.00	73,755.00
GARCIA JR.	ROBERT	MATH	MEMORIAL		1.00	61,491.15					1.00	61,491.15
JONES	PHILLIP	MATH	MEMORIAL		1.00	54,786.15					1.00	54,786.15
LINCOLN	MICHELLE	MATH	MEMORIAL		1.00	50,316.15					1.00	50,316.15
MARTIN	IRENE	MATH	MEMORIAL		1.00	73,755.00					1.00	73,755.00
MENSWAR	KARRIE	MATH	MEMORIAL		1.00	59,256.15					1.00	59,256.15
MOLONEY	SHANNON	MATH	MEMORIAL		1.00	39,141.15					1.00	39,141.15
RUSSELL	MARY-ELLEN	MATH	MEMORIAL		1.00	73,755.00					1.00	73,755.00
RYDER	PAUL	MATH	MEMORIAL		1.00	70,775.00					1.00	70,775.00
SUMMERS	KAYLA	MATH	MEMORIAL		1.00	43,611.15					1.00	43,611.15
HEDRICK	LINDA	MEDIA SPEC	MEMORIAL		1.00	70,775.00					1.00	70,775.00
TANCREDE	LAURA	MEDIA SPEC	MEMORIAL		1.00	70,775.00					1.00	70,775.00
BRIDEN	KALEY	MUSIC TEAC	MEMORIAL		1.00	43,611.15					1.00	43,611.15
BRIEN	DAVID	MUSIC TEAC	MEMORIAL		0.08	5,304.40					0.08	5,304.40
RUSSELL	TIMOTHY	MUSIC TEAC	MEMORIAL		1.00	70,775.00					1.00	70,775.00
BURNS	STEVEN	PHYS ED TE	MEMORIAL		1.00	65,961.15					1.00	65,961.15
COLCORD	PETER	PHYS ED TE	MEMORIAL		1.00	66,305.00					1.00	66,305.00
WINCHELL	TAMMY	PHYS ED TE	MEMORIAL		1.00	70,775.00					1.00	70,775.00
COUTURE	MAUREEN	SC BIOL TE	MEMORIAL		1.00	70,431.15					1.00	70,431.15
NEPTUNE	JEAN-REMY	SC BIOL TE	MEMORIAL		1.00	54,786.15					1.00	54,786.15
SCHULZ	LAUREN	SC BIOL TE	MEMORIAL		1.00	52,551.15					1.00	52,551.15
THOMAS	CASSANDRA	SC BIOL TE	MEMORIAL		1.00	61,491.15					1.00	61,491.15
WARE	NATHANIEL	SC BIOL TE	MEMORIAL		1.00	57,021.15					1.00	57,021.15
ASHWORTH	JUDITH DENISE	SC CHEM TE	MEMORIAL		1.00	70,775.00					1.00	70,775.00
ERICKSON-LESSARD	CAROL	SC CHEM TE	MEMORIAL		1.00	66,305.00					1.00	66,305.00
SURPRENANT	AMANDA	SC CHEM TE	MEMORIAL		1.00	63,726.15					1.00	63,726.15
THIBEAULT	PAULINE	SC CHEM TE	MEMORIAL		1.00	70,775.00					1.00	70,775.00
BREWSTER	CHERYL	SC FAM/CON	MEMORIAL		1.00	39,141.15					1.00	39,141.15
KARAMANOOGIAN	MARGO	SC FAM/CON	MEMORIAL		1.00	66,305.00					1.00	66,305.00

SALARIES				FY17 GF		FY17 SFNS		FY17 SRF		FY17 Total		
Last Name	First Name	Job Class Description	Location Desc	Retiree	FTE	Total	FTE	Total	FTE	Total	FTE	Total
MYLES	DENISE	SC FAM/CON	MEMORIAL		1.00	61,491.15					1.00	61,491.15
BARBEE	CHRISTOPHER	SC PHYS TE	MEMORIAL		1.00	61,491.15					1.00	61,491.15
GATELY	CAITLIN	SC PHYS TE	MEMORIAL		1.00	43,611.15					1.00	43,611.15
LENNON	ELIZABETH	SC PHYS TE	MEMORIAL		1.00	43,611.15					1.00	43,611.15
WITKOWSKI	SONJA	SC PHYS TE	MEMORIAL		1.00	60,001.15					1.00	60,001.15
FOOTE	BRIAN	SC PHYSICS	MEMORIAL		1.00	48,081.15					1.00	48,081.15
SORRENTINO	PETER	SC PHYSICS	MEMORIAL		1.00	71,921.15					1.00	71,921.15
BAILEY	DAVID	SOC STUDY	MEMORIAL		1.00	54,786.15					1.00	54,786.15
CONNOLLY	RAYMOND	SOC STUDY	MEMORIAL		1.00	54,786.15					1.00	54,786.15
DION	BENJAMIN	SOC STUDY	MEMORIAL		1.00	39,141.15					1.00	39,141.15
FULLER	ROBERT	SOC STUDY	MEMORIAL		1.00	66,305.00					1.00	66,305.00
GOCKLIN	DAVID	SOC STUDY	MEMORIAL		1.00	70,775.00					1.00	70,775.00
LESSIEUR	CREIG	SOC STUDY	MEMORIAL		1.00	65,961.15					1.00	65,961.15
LYNCH	THOMAS	SOC STUDY	MEMORIAL		1.00	70,775.00					1.00	70,775.00
MCDONOUGH	KYLE	SOC STUDY	MEMORIAL		1.00	59,256.15					1.00	59,256.15
NICE	RUTH	SOC STUDY	MEMORIAL		1.00	59,256.15					1.00	59,256.15
PAIGE	JASON	SOC STUDY	MEMORIAL		1.00	68,196.15					1.00	68,196.15
SCHULTE	MOLLY	SOC STUDY	MEMORIAL		1.00	52,551.15					1.00	52,551.15
COOPER-JENNINGS	STACEY	SOCIAL WOR	MEMORIAL						0.50	25,158.08	0.50	25,158.08
GOMEZ	MARTHA	SPANISH	MEMORIAL		1.00	66,305.00					1.00	66,305.00
SOHA	TANYA	SPANISH	MEMORIAL		1.00	73,755.00					1.00	73,755.00
SOULIOS	KATHY	SPANISH	MEMORIAL		1.00	66,305.00					1.00	66,305.00
VON AHN	LYDIA	SPANISH	MEMORIAL		0.60	26,166.69					0.60	26,166.69
BIKE	KEITH	SPED TEACH	MEMORIAL		1.00	59,256.15					1.00	59,256.15
DAKOULAS	STEPHANIE	SPED TEACH	MEMORIAL		1.00	57,021.15					1.00	57,021.15
GAGNON	DAWN	SPED TEACH	MEMORIAL		1.00	45,846.15					1.00	45,846.15
HAUCK	ERICA	SPED TEACH	MEMORIAL		1.00	44,356.15					1.00	44,356.15
HAUCK	PATRICIA	SPED TEACH	MEMORIAL		1.00	70,775.00					1.00	70,775.00
HENDERSON	KAREN	SPED TEACH	MEMORIAL		1.00	43,611.15					1.00	43,611.15
JASKOLKA	KATHRYN	SPED TEACH	MEMORIAL		1.00	70,775.00					1.00	70,775.00
LASHWAY	BRENDA	SPED TEACH	MEMORIAL		1.00	70,775.00					1.00	70,775.00
LYONS	MATTHEW	SPED TEACH	MEMORIAL		1.00	57,766.15					1.00	57,766.15
MARMY-COTTON	REED	SPED TEACH	MEMORIAL						1.00	73,755.00	1.00	73,755.00
O'CONNELL	LINDA	SPED TEACH	MEMORIAL						0.70	43,043.81	0.70	43,043.81
PHILBROOK	ELLEN	SPED TEACH	MEMORIAL		1.00	70,775.00					1.00	70,775.00
ROZAMUS	SHANE	SPED TEACH	MEMORIAL		1.00	44,356.15					1.00	44,356.15
THAYER	JUDITH	SPED TEACH	MEMORIAL						1.00	63,726.15	1.00	63,726.15
TIERNEY	JOHN	SPED TEACH	MEMORIAL		1.00	70,775.00					1.00	70,775.00
GUILDFORD	GUY	GRKEEPERS	MEMORIAL		1.00	27,194.66					1.00	27,194.66
APPLEGATE	ERIKA	PARA SPED	MEMORIAL		1.00	13,266.67					1.00	13,266.67
AU YEUNG	MAN-YEE	PARA SPED	MEMORIAL		1.00	18,361.44					1.00	18,361.44
BLANCHETTE	KATHLEEN	PARA SPED	MEMORIAL		1.00	20,040.90					1.00	20,040.90
BURROWS	JOSEPH	PARA SPED	MEMORIAL		1.00	13,728.81					1.00	13,728.81
DOOLY	DANIELLE	PARA SPED	MEMORIAL		1.00	21,280.78					1.00	21,280.78
DUSSAULT	JODI	PARA SPED	MEMORIAL		1.00	20,649.57					1.00	20,649.57
GETMAN	BARBARA	PARA SPED	MEMORIAL		1.00	20,649.57					1.00	20,649.57
GIANITSIS	LINDA	PARA SPED	MEMORIAL		1.00	20,040.90					1.00	20,040.90

SALARIES					FY17 GF		FY17 SFNS		FY17 SRF		FY17 Total	
Last Name	First Name	Job Class Description	Location Desc	Retiree	FTE	Total	FTE	Total	FTE	Total	FTE	Total
KIPP	JACQUELINE	PARA SPED	MEMORIAL						1.00	13,447.02	1.00	13,447.02
LIBBY	RONALD	PARA SPED	MEMORIAL		1.00	13,266.67					1.00	13,266.67
MOHER-ROY	MELISSA	PARA SPED	MEMORIAL						1.00	20,649.57	1.00	20,649.57
OLIVER	COLETTE	PARA SPED	MEMORIAL		1.00	20,649.57					1.00	20,649.57
PARKER	DEVANTE	PARA SPED	MEMORIAL		1.00	13,266.67					1.00	13,266.67
PHOTOS	KATHERINE	PARA SPED	MEMORIAL		1.00	17,324.45					1.00	17,324.45
REILLY	ERIN	PARA SPED	MEMORIAL		1.00	16,805.96					1.00	16,805.96
ROZAMUS	BRIANA	PARA SPED	MEMORIAL		1.00	13,266.67					1.00	13,266.67
ROZAMUS	ROBERTA	PARA SPED	MEMORIAL		1.00	17,820.40					1.00	17,820.40
WONG	CONITA	PARA SPED	MEMORIAL		1.00	18,902.47					1.00	18,902.47
QUINN-SCHMIDT	VIRGINIA	CERT INST	MEMORIAL		0.75	11,751.40					0.75	11,751.40
BRAZ	KAREN	D & V INTR	MEMORIAL						1.00	39,826.64	1.00	39,826.64
CURTY	KRISTEN	D & V INTR	MEMORIAL						0.10	3,646.03	0.10	3,646.03
GEISSER	HEATHER	D & V INTR	MEMORIAL						1.00	39,826.64	1.00	39,826.64
BUJWID	DAWN	SF COOK	MEMORIAL				1.00	24,640.99			1.00	24,640.99
WHITE	LORI	SF COOK	MEMORIAL				1.00	27,207.76			1.00	27,207.76
BLAIS	ADELE	SF MANAGER	MEMORIAL				1.00	36,634.81			1.00	36,634.81
BILODEAU	PATRICIA	SF WORKER	MEMORIAL				1.00	17,314.03			1.00	17,314.03
BRUNELLE	NICOLE	SF WORKER	MEMORIAL				1.00	16,246.49			1.00	16,246.49
FORTIER	LINDA	SF WORKER	MEMORIAL				1.00	19,495.78			1.00	19,495.78
JOBIN	COLLETTE	SF WORKER	MEMORIAL				1.00	14,428.36			1.00	14,428.36
LIU	PING	SF WORKER	MEMORIAL				1.00	12,444.95			1.00	12,444.95
MEAGHER	SUSAN	SF WORKER	MEMORIAL				1.00	12,814.40			1.00	12,814.40
RECZKOWSKI	PAMELA	SF WORKER	MEMORIAL				1.00	12,814.40			1.00	12,814.40
					134.53	7,455,616.29	10.00	194,041.98	8.16	374,137.41	152.69	8,023,795.68
MOTIKA	CHRISTOPHER	PRINCIPAL	WEST		1.00	108,213.00					1.00	108,213.00
OTIS	TIMOTHY	ASST. PRIN	WEST		1.00	100,959.00					1.00	100,959.00
WOOD	MARY ANN	ASST. PRIN	WEST		1.00	100,127.00					1.00	100,127.00
DAVIES	SUSAN	SHYR SUPPR	WEST		0.50	19,433.40					0.50	19,433.40
LINSCOMB	LINDA	SHYR SUPPR	WEST		1.00	36,720.60					1.00	36,720.60
O'BRIEN-HEBERT	KELLY	SHYR SUPPR	WEST		1.00	24,258.92					1.00	24,258.92
ROUKEY	MARY	SUPPORT FY	WEST		1.00	51,833.60					1.00	51,833.60
KNIERIEM	CLAUDETTE	PT HOURLY	WEST						0.61	32,194.76	0.61	32,194.76
KELLY	LAURENCE	PSCHY	WEST		0.80	67,847.31					0.80	67,847.31
CRIPPS	JONATHAN	ART TEACH	WEST		1.00	66,305.00					1.00	66,305.00
CZYSZ	AARON	ART TEACH	WEST		1.00	69,285.00					1.00	69,285.00
SIMARD	RICHELLA	ART TEACH	WEST		1.00	52,551.15					1.00	52,551.15
MUEHLING	TRACY	BUSINES TE	WEST		1.00	66,305.00					1.00	66,305.00
STRATTON	DEBBIE	BUSINES TE	WEST		1.00	66,305.00					1.00	66,305.00
GLEASON	FREDERICK	COMPTR ED	WEST		1.00	66,305.00					1.00	66,305.00
KIRWAN	ELIZABETH	EL TEACH	WEST		1.00	43,611.15					1.00	43,611.15
PRIDY	KELLY	EL TEACH	WEST		1.00	48,081.15					1.00	48,081.15
BALCH	ANGELA	ENGLISH TE	WEST		1.00	70,775.00					1.00	70,775.00
CASSIDY	BERNADETTE	ENGLISH TE	WEST		1.00	63,726.15					1.00	63,726.15
CHICK	LINDA	ENGLISH TE	WEST		1.00	48,081.15					1.00	48,081.15
GRADY	STEVEN	ENGLISH TE	WEST		1.00	70,775.00					1.00	70,775.00

SALARIES												
Last Name	First Name	Job Class Description	Location Desc	Retiree	FY17 GF		FY17 SFNS		FY17 SRF		FY17 Total	
					FTE	Total	FTE	Total	FTE	Total	FTE	Total
HOLMES	ANN	ENGLISH TE	WEST		1.00	73,755.00					1.00	73,755.00
MAHONEY	MEGAN	ENGLISH TE	WEST		1.00	43,611.15					1.00	43,611.15
MASANA	JENNY	ENGLISH TE	WEST		1.00	61,491.15					1.00	61,491.15
RATLIFF	SANDRA	ENGLISH TE	WEST		1.00	70,775.00					1.00	70,775.00
RUSSELL	KRISTEN	ENGLISH TE	WEST		1.00	39,141.15					1.00	39,141.15
SILVER	STEPHANIE	ENGLISH TE	WEST		1.00	61,491.15					1.00	61,491.15
LOMBARDI	SUZANNE	FRENCH TE	WEST	X	1.00	69,285.00					1.00	69,285.00
MILLER	JANET	FRENCH TE	WEST		1.00	70,775.00					1.00	70,775.00
HARTWELL	MARY	GEN SCIENC	WEST		1.00	74,500.00					1.00	74,500.00
REISMAN	ROBERT	GEN SCIENC	WEST		1.00	70,775.00					1.00	70,775.00
MUNOZ	GENEVIEVE	GERMAN TE	WEST		1.00	59,256.15					1.00	59,256.15
BEAULIEU	RENEE	GUIDANCE C	WEST		1.00	73,755.00					1.00	73,755.00
BILODEAU	CYNTHIA	GUIDANCE C	WEST		1.00	70,775.00					1.00	70,775.00
BROWN	GAIL	GUIDANCE C	WEST		1.00	66,305.00					1.00	66,305.00
DOHERTY	SARAH	GUIDANCE C	WEST						0.50	24,040.58	0.50	24,040.58
DOHERTY	SARAH	GUIDANCE C	WEST						0.50	24,040.58	0.50	24,040.58
GLASS	ELI	GUIDANCE C	WEST		1.00	57,021.15					1.00	57,021.15
L'HEUREUX	REBECCA	GUIDANCE C	WEST		1.00	48,081.15					1.00	48,081.15
MOYLAN	ALICIA	GUIDANCE C	WEST						0.50	35,387.50	0.50	35,387.50
MOYLAN	ALICIA	GUIDANCE C	WEST						0.50	35,387.50	0.50	35,387.50
OLIVEIRA	MICHAEL	GUIDANCE C	WEST		1.00	70,775.00					1.00	70,775.00
TROGISH	ARMELLE	GUIDANCE C	WEST		1.00	73,755.00					1.00	73,755.00
JARRY	PAMELA	HEALTH TE	WEST		1.00	66,305.00					1.00	66,305.00
MULLENIX	SCOTT	LATIN TE	WEST		1.00	66,305.00					1.00	66,305.00
BEZANSON	MELISA	MATH	WEST		1.00	43,611.15					1.00	43,611.15
BONTE	SHARON	MATH	WEST		1.00	68,196.15					1.00	68,196.15
DIONNE	DAVID	MATH	WEST		1.00	63,726.15					1.00	63,726.15
HENKLE	ROBIN	MATH	WEST		1.00	39,141.15					1.00	39,141.15
LITTLEFIELD	RENEE	MATH	WEST		1.00	65,961.15					1.00	65,961.15
PASSANISI	MARIA	MATH	WEST		0.60	31,530.69					0.60	31,530.69
PASSANISI	MARIA	MATH	WEST						0.20	10,510.23	0.20	10,510.23
PASSANISI	MARIA	MATH	WEST						0.20	10,510.23	0.20	10,510.23
PINARD	PAUL	MATH	WEST		1.00	43,611.15					1.00	43,611.15
ROBINSON	SUSAN	MATH	WEST		1.00	70,431.15					1.00	70,431.15
WIREN	KIRSTEN	MATH	WEST		1.00	39,141.15					1.00	39,141.15
RYAN	MAURA	MEDIA SPEC	WEST		1.00	66,305.00					1.00	66,305.00
BERGER	REBECCA	MUSIC TEAC	WEST		0.20	7,828.23					0.20	7,828.23
FRANCOEUR	DIANE	MUSIC TEAC	WEST		1.00	70,775.00					1.00	70,775.00
WILKES	SUSAN	MUSIC TEAC	WEST		1.00	73,755.00					1.00	73,755.00
DUMAIS	SARAH	PHYS ED TE	WEST		1.00	66,305.00					1.00	66,305.00
GORHAM	JUSTIN	PHYS ED TE	WEST		1.00	70,775.00					1.00	70,775.00
VACHON	THOMAS	PHYS ED TE	WEST		1.00	66,305.00					1.00	66,305.00
SLAGLE	RONALD	ROTC TEACH	WEST		1.00	66,305.00					1.00	66,305.00
STAUFF	ARTHUR	ROTC TEACH	WEST		1.00	43,611.15					1.00	43,611.15
ASPINWALL	CHRISTINE	SC BIOL TE	WEST		1.00	70,775.00					1.00	70,775.00
SHEEHAN	SOPHIA	SC BIOL TE	WEST		0.60	44,700.00					0.60	44,700.00
SHEEHAN	SOPHIA	SC BIOL TE	WEST						0.20	14,900.00	0.20	14,900.00

SALARIES					FY17 GF		FY17 SFNS		FY17 SRF		FY17 Total	
Last Name	First Name	Job Class Description	Location Desc	Retiree	FTE	Total	FTE	Total	FTE	Total	FTE	Total
SHEEHAN	SOPHIA	SC BIOL TE	WEST						0.20	14,900.00	0.20	14,900.00
MOREAU-RATLIFF	DIANE	SC CHEM TE	WEST		1.00	70,775.00					1.00	70,775.00
REISMAN	CORNELIA	SC CHEM TE	WEST		1.00	70,775.00					1.00	70,775.00
DUBOIS	ELLEN	SC FAM/CON	WEST		1.00	65,961.15					1.00	65,961.15
COUTURIER	KRISTA	SC PHYS TE	WEST		1.00	70,431.15					1.00	70,431.15
SCHRICKER	DAVID	SC PHYS TE	WEST		1.00	69,285.00					1.00	69,285.00
THOMAS	SABRINA	SC PHYS TE	WEST		1.00	66,305.00					1.00	66,305.00
BELMONT	RACHEL	SOC STUDY	WEST		1.00	46,591.15					1.00	46,591.15
COLANTUONI	CHRISTINA	SOC STUDY	WEST		1.00	70,775.00					1.00	70,775.00
DUCHARME	LEO	SOC STUDY	WEST		1.00	63,726.15					1.00	63,726.15
MILLER	JEFFREY	SOC STUDY	WEST		1.00	59,256.15					1.00	59,256.15
MORSE	BRADFORD	SOC STUDY	WEST		1.00	70,775.00					1.00	70,775.00
MULLEAVEY	TINA	SOC STUDY	WEST		1.00	66,305.00					1.00	66,305.00
MUSIC	KATHERINE	SOC STUDY	WEST		1.00	66,305.00					1.00	66,305.00
THOMPSON	SCOTT	SOC STUDY	WEST		1.00	66,305.00					1.00	66,305.00
THOMPSON	LINDA	SPANISH	WEST		1.00	66,305.00					1.00	66,305.00
BATEMAN	BRIAN	SPED TEACH	WEST						1.00	43,611.15	1.00	43,611.15
BEATON	JAYNE	SPED TEACH	WEST		0.10	5,031.62					0.10	5,031.62
DIAMOND	JANIS	SPED TEACH	WEST		1.00	66,305.00					1.00	66,305.00
DOLLIVER	KRISTEN	SPED TEACH	WEST		1.00	66,305.00					1.00	66,305.00
DWYER	PATRICIA	SPED TEACH	WEST		1.00	63,726.15					1.00	63,726.15
HESSION	DEBRA	SPED TEACH	WEST						1.00	51,061.15	1.00	51,061.15
JOY	TRACIE	SPED TEACH	WEST						1.00	48,081.15	1.00	48,081.15
LAPOINTE	MICHAEL	SPED TEACH	WEST						1.00	65,961.15	1.00	65,961.15
LAWRENCE	ADAM	SPED TEACH	WEST						1.00	59,256.15	1.00	59,256.15
MOUTSIOULIS	MARIA	SPED TEACH	WEST		1.00	62,236.15					1.00	62,236.15
PERRET	CAROLYN	SPED TEACH	WEST		1.00	70,775.00					1.00	70,775.00
RUSCITO	JENNIFER	SPED TEACH	WEST						1.00	48,081.15	1.00	48,081.15
STEINMETZ	MARIANNE	SPED TEACH	WEST						1.00	48,081.15	1.00	48,081.15
WYNKOOP	SHEILA	SPED TEACH	WEST						0.50	21,060.58	0.50	21,060.58
COLBURN	DANIEL	TECH ED IA	WEST		1.00	66,305.00					1.00	66,305.00
MARRION	NEAL	GRKEEPERS	WEST		1.00	27,194.66					1.00	27,194.66
ANDREO	MARTHA	PARA SPED	WEST						1.00	18,902.47	1.00	18,902.47
ARNIERI	MARYBETH	PARA SPED	WEST						1.00	18,361.44	1.00	18,361.44
BENNETT	REBECCA	PARA SPED	WEST		1.00	17,820.40					1.00	17,820.40
BLAIS	VANESSA	PARA SPED	WEST						1.00	20,649.57	1.00	20,649.57
DECOTEAU	PATRICIA	PARA SPED	WEST		0.50	9,738.66					0.50	9,738.66
DECOTEAU	PATRICIA	PARA SPED	WEST						0.50	9,738.66	0.50	9,738.66
DELBAUGH	KELLY	PARA SPED	WEST						1.00	13,266.67	1.00	13,266.67
DEMERS	CAROLE	PARA SPED	WEST		1.00	20,649.57					1.00	20,649.57
DUNN	JAMES	PARA SPED	WEST						0.50	7,236.37	0.50	7,236.37
DUNN	JAMES	PARA SPED	WEST						0.50	7,236.37	0.50	7,236.37
GOREE	ERICA	PARA SPED	WEST		0.50	6,633.34					0.50	6,633.34
MAKOSIEJ	LYNDA	PARA SPED	WEST		1.00	20,649.57					1.00	20,649.57
MURPHY	BEVERLY	PARA SPED	WEST		1.00	20,649.57					1.00	20,649.57
MURPHY	JAMES	PARA SPED	WEST		1.00	13,266.67					1.00	13,266.67
PELLERIN-ADAMS	SUSAN	PARA SPED	WEST		1.00	21,280.78					1.00	21,280.78



SALARIES					FY17 GF		FY17 SFNS		FY17 SRF		FY17 Total	
Last Name	First Name	Job Class Description	Location Desc	Retiree	FTE	Total	FTE	Total	FTE	Total	FTE	Total
POULIN	SUSAN	PARA SPED	WEST						1.00	20,379.05	1.00	20,379.05
PROVENCHER	RYAN	PARA SPED	WEST						1.00	15,363.19	1.00	15,363.19
PRYOR	DONALD	PARA SPED	WEST						1.00	15,814.05	1.00	15,814.05
REED	LYNN	PARA SPED	WEST						1.00	20,649.57	1.00	20,649.57
SMALL	SHIRLEY	PARA SPED	WEST						1.00	17,324.45	1.00	17,324.45
ST CYR	NICOLE	PARA SPED	WEST		1.00	16,321.28					1.00	16,321.28
YUSUF	ADAM	PARA SPED	WEST						1.00	13,447.02	1.00	13,447.02
TARDIF	TRICIA	CERT INST	WEST						0.75	11,506.43	0.75	11,506.43
MORIN	IRENE	SF COOK	WEST				1.00	29,743.42			1.00	29,743.42
LAWRENCE	DENISE	SF MANAGER	WEST				1.00	32,543.53			1.00	32,543.53
LABERGE	DONNA	SF WORKER	WEST				1.00	12,997.19			1.00	12,997.19
LEMAY	CHRISTINE	SF WORKER	WEST				1.00	15,400.62			1.00	15,400.62
MANCUSO	BRYAN	SF WORKER	WEST				1.00	11,725.47			1.00	11,725.47
O'HAGAN	MARIA	SF WORKER	WEST				1.00	21,030.01			1.00	21,030.01
PROVENCHER	COLETTE	SF WORKER	WEST				1.00	12,997.19			1.00	12,997.19
					87.80	5,206,985.18	7.00	136,437.44	23.16	796,940.34	117.96	6,140,362.96
HANNIGAN MACHADO	KAREN	PRINCIPAL	MST-HS		0.50	54,106.50					0.50	54,106.50
O'LEARY	MARYANNE	ASST. PRIN	MST-HS		0.50	48,394.50					0.50	48,394.50
PHANEUF	DIANE	SHYR SUPPR	MST-HS		0.50	18,882.15					0.50	18,882.15
MONAHAN	ELAINE	SUPPORT FY	MST-HS		0.10	4,837.56					0.10	4,837.56
STEPHEN	VIRGINIA	ED OP COOR	MST-HS		1.00	41,809.28					1.00	41,809.28
ANTUL	MELISSA	PSCHY	MST-HS	X	0.50	41,777.63					0.50	41,777.63
COREY	JILLIAN	ENGLISH TE	MST-HS		1.00	54,786.15					1.00	54,786.15
SEWARD	PATRICIA	ENGLISH TE	MST-HS						1.00	68,196.15	1.00	68,196.15
WEISS	JESSICA	ENGLISH TE	MST-HS		1.00	64,471.15					1.00	64,471.15
MORGAN-COLEMAN	DENISE	FRENCH TE	MST-HS		1.00	61,491.15					1.00	61,491.15
MILLER	RONALD	GEN SCIENC	MST-HS		1.00	70,775.00					1.00	70,775.00
DOWNES	THOMAS	GUIDANCE C	MST-HS						0.15	11,063.25	0.15	11,063.25
MACINNIS	LAVERNE	GUIDANCE C	MST-HS		0.75	55,316.25					0.75	55,316.25
KILAR	MEGAN	LATIN TE	MST-HS		1.00	45,846.15					1.00	45,846.15
CARDIN	CALLAN	MATH	MST-HS		1.00	48,081.15					1.00	48,081.15
EGAN	AMANDA	MATH	MST-HS		1.00	66,706.15					1.00	66,706.15
HAVRON	HEIDI	MATH	MST-HS		1.00	43,611.15					1.00	43,611.15
ROBINSON	ATHANASIA	MATH	MST-HS		1.00	41,376.15					1.00	41,376.15
HOLTSBERG	BEVERLY	PHYS ED TE	MST-HS		0.50	36,877.50					0.50	36,877.50
HOLTSBERG	BEVERLY	PHYS ED TE	MST-HS		0.50	36,877.50					0.50	36,877.50
KAPLAN	BARRY	SC BIOL TE	MST-HS		1.00	53,296.15					1.00	53,296.15
LARSON	SHANNON	SC PHYS TE	MST-HS		1.00	39,141.15					1.00	39,141.15
MCCALL	NANCY	SC PHYS TE	MST-HS		1.00	66,305.00					1.00	66,305.00
BOWE	JOSEPH	SOC STUDY	MST-HS		1.00	52,551.15					1.00	52,551.15
RUSSELL	ALEXANDER	SOC STUDY	MST-HS		1.00	43,611.15					1.00	43,611.15
VON AHN	LYDIA	SPANISH	MST-HS		0.40	17,444.46					0.40	17,444.46
BRIGHT	JANE	SPED TEACH	MST-HS		1.00	73,755.00					1.00	73,755.00
QUIMBY	MARIA	SPED TEACH	MST-HS		1.00	43,611.15					1.00	43,611.15
BAILLARGEON	DIANE	PARA SPED	MST-HS		1.00	20,649.57					1.00	20,649.57
HANSBERRY	KAREN	PARA SPED	MST-HS		1.00	20,649.57					1.00	20,649.57

SALARIES				FY17 GF		FY17 SFNS		FY17 SRF		FY17 Total		
Last Name	First Name	Job Class Description	Location Desc	Retiree	FTE	Total	FTE	Total	FTE	Total	FTE	Total
JOLLIMORE	LAURIE	PARA SPED	MST-HS		1.00	13,266.67					1.00	13,266.67
SIMARD	KATHY	PARA SPED	MST-HS		0.50	10,324.79					0.50	10,324.79
HANNIGAN MACHADO	KAREN	PRINCIPAL	MST-CTE		0.50	54,106.50					0.50	54,106.50
O'LEARY	MARYANNE	ASST. PRIN	MST-CTE		0.50	48,394.50					0.50	48,394.50
PHANEUF	DIANE	SHYR SUPPR	MST-CTE		0.50	18,882.15					0.50	18,882.15
MONAHAN	ELAINE	SUPPORT FY	MST-CTE		0.90	43,538.04					0.90	43,538.04
STROUT	MICHELLE	BUSINES TE	MST-CTE		1.00	45,846.15					1.00	45,846.15
MACINNIS	LAVERNE	GUIDANCE C	MST-CTE		0.25	18,438.75					0.25	18,438.75
BOISVERT	MARY	SPED TEACH	MST-CTE						1.00	66,305.00	1.00	66,305.00
SHURTLEFF	SHANNON	SPED TEACH	MST-CTE		1.00	39,141.15					1.00	39,141.15
ANTHONY	RUSSELL	VOC ED TE	MST-CTE		1.00	66,305.00					1.00	66,305.00
BARTNICKI	ROBYN	VOC ED TE	MST-CTE		1.00	61,491.15					1.00	61,491.15
BEAUMONT	KURT	VOC ED TE	MST-CTE		1.00	66,305.00					1.00	66,305.00
BRAYALL	MELISSA	VOC ED TE	MST-CTE		1.00	52,551.15					1.00	52,551.15
BROUGH	MELISSA	VOC ED TE	MST-CTE		1.00	43,611.15					1.00	43,611.15
CAMAROTA	LINDA	VOC ED TE	MST-CTE		1.00	69,285.00					1.00	69,285.00
CASSIDY	DANIEL	VOC ED TE	MST-CTE		1.00	65,961.15					1.00	65,961.15
CHASE	MOLLIE	VOC ED TE	MST-CTE		1.00	66,305.00					1.00	66,305.00
COULON	COLETTE	VOC ED TE	MST-CTE		1.00	65,961.15					1.00	65,961.15
DOBMEIER	MAUREEN	VOC ED TE	MST-CTE		1.00	66,305.00					1.00	66,305.00
FOTI	CARL	VOC ED TE	MST-CTE		1.00	61,491.15					1.00	61,491.15
FRASCA	RYAN	VOC ED TE	MST-CTE		1.00	52,551.15					1.00	52,551.15
HOLFELDER	MICHAEL	VOC ED TE	MST-CTE		1.00	70,775.00					1.00	70,775.00
KOZIATEK	STEPHEN	VOC ED TE	MST-CTE		1.00	66,305.00					1.00	66,305.00
LAWLOR	SCOTT	VOC ED TE	MST-CTE		1.00	66,305.00					1.00	66,305.00
MCDONNELL	KEVIN	VOC ED TE	MST-CTE		1.00	66,305.00					1.00	66,305.00
MCDONOUGH	BRONWYN	VOC ED TE	MST-CTE		1.00	66,305.00					1.00	66,305.00
MCGEE	CLIFTON	VOC ED TE	MST-CTE		1.00	66,305.00					1.00	66,305.00
MCNALLY	DANIEL	VOC ED TE	MST-CTE		1.00	66,305.00					1.00	66,305.00
ROBERGE	KEITH	VOC ED TE	MST-CTE		1.00	66,305.00					1.00	66,305.00
SEWARD JR	DONALD	VOC ED TE	MST-CTE		1.00	66,305.00					1.00	66,305.00
TABOR	JAMES	VOC ED TE	MST-CTE		1.00	66,305.00					1.00	66,305.00
TREMBLAY	DONNA	VOC ED TE	MST-CTE		1.00	66,305.00					1.00	66,305.00
DUBAY	IWONA	PARA OTHER	MST-CTE		1.00	20,649.57					1.00	20,649.57
FOUDRIAT	ROBERT	PARA OTHER	MST-CTE		1.00	13,266.67					1.00	13,266.67
ST PIERRE	LAURIE	PARA OTHER	MST-CTE		1.00	20,649.57					1.00	20,649.57
BROWN	DEBORAH	PARA SPED	MST-CTE		1.00	17,820.40					1.00	17,820.40
SIMARD	KATHY	PARA SPED	MST-CTE		0.50	10,324.79					0.50	10,324.79
CURTY	KRISTEN	D & V INTR	MST-CTE						0.90	32,814.24	0.90	32,814.24
TARR	JUDITH	SF COOK	MST-CTE				1.00	16,960.13			1.00	16,960.13
GELINAS	MELISSA	SF WORKER	MST-CTE				1.00	23,657.06			1.00	23,657.06
					56.90	3,113,635.26	2.00	40,617.19	3.05	178,378.64	61.95	3,332,631.09
AMBROGI	SARAH	BOSC	DISTRICT		1.00	2,000.00					1.00	2,000.00
AVARD	JOHN	BOSC	DISTRICT		1.00	2,000.00					1.00	2,000.00
BEAUDRY	ARTHUR	BOSC	DISTRICT		1.00	2,000.00					1.00	2,000.00
BERGERON	DANIEL	BOSC	DISTRICT		1.00	2,000.00					1.00	2,000.00

SALARIES	FY17 GF			FY17 SFNS			FY17 SRF			FY17 Total		
Last Name	First Name	Job Class Description	Location Desc	Retiree	FTE	Total	FTE	Total	FTE	Total	FTE	Total
CONNORS	ERIKA	BOSC	DISTRICT		1.00	2,000.00					1.00	2,000.00
DESROCHERS	KATHRYN	BOSC	DISTRICT		1.00	2,000.00					1.00	2,000.00
FREEMAN	LISA	BOSC	DISTRICT		1.00	2,000.00					1.00	2,000.00
GEORGES	MARY	BOSC	DISTRICT		1.00	2,000.00					1.00	2,000.00
GIRARD	RICHARD	BOSC	DISTRICT		1.00	2,000.00					1.00	2,000.00
LANGTON	DEBRA	BOSC	DISTRICT		1.00	2,000.00					1.00	2,000.00
TERRIO	ROSS	BOSC	DISTRICT		1.00	2,000.00					1.00	2,000.00
TESSIER	NANCY	BOSC	DISTRICT		1.00	2,000.00					1.00	2,000.00
VAN HOUTEN	CONSTANCE	BOSC	DISTRICT		1.00	2,000.00					1.00	2,000.00
WANT	LESLIE	BOSC	DISTRICT		1.00	2,000.00					1.00	2,000.00
LEAHY	MAURA	BOSC CLERK	MCGREGOR		1.00	53,729.95					1.00	53,729.95
HAWKINSON	FREDA	BOSC TREASURER	MCGREGOR		0.50	15,000.00					0.50	15,000.00
MANSEAU	DEBRA	SUPERINTENDENT	MCGREGOR		1.00	165,386.77					1.00	165,386.77
MARTIN	CHRISTINE	ASST SUPERINTENDENT	MCGREGOR		1.00	105,204.63					1.00	105,204.63
RYAN	DAVID	ASST SUPERINTENDENT	MCGREGOR		1.00	112,110.00					1.00	112,110.00
DEFRANCIS	KAREN	BUSINESS ADMIN	MCGREGOR		1.00	107,801.53					1.00	107,801.53
SNOW	PATRICIA	EXEC DIR INNOV ZONE	MCGREGOR		1.00		1.00	104,523.21			1.00	104,523.21
HANNA	TAMMY	ADM ASST	MCGREGOR		1.00	48,450.14					1.00	48,450.14
MANCUSO	THERESE	ADM ASST	MCGREGOR		1.00	79,061.43					1.00	79,061.43
TAYLOR	PATRICIA	ADM ASST	MCGREGOR		1.00	58,519.08					1.00	58,519.08
BELANGER	LEAH	STUD. SER	MCGREGOR		1.00	49,573.31					1.00	49,573.31
CRUIKSHANK	JOHN	STUD. SER	MCGREGOR		1.00	58,693.26					1.00	58,693.26
FREITAS	JENNIFER	STUD. SER	MCGREGOR		1.00	60,424.73					1.00	60,424.73
GAGNE	BARBARA	STUD. SER	MCGREGOR		1.00	54,458.76					1.00	54,458.76
REDDY	NASH	STUD. SER	MCGREGOR		1.00	84,840.00					1.00	84,840.00
VACANT		STUD. SER	MCGREGOR		1.00	62,876.20					1.00	62,876.20
LANGLOIS	DONNA	SS ACT TEC	MCGREGOR		1.00	48,120.80					1.00	48,120.80
WENZEL	CHRISTINE	SS ACT TEC	MCGREGOR		1.00	46,755.80					1.00	46,755.80
DEVINCENT	SHARON	FEDP ADMIN	MCGREGOR		1.00		1.00	77,988.16			1.00	77,988.16
MAHAN	VIRGINIA	FEDP ADMIN	MCGREGOR		1.00	66,423.97					1.00	66,423.97
STANDISH	LYNETTE	FEDP SUPPO	MCGREGOR		1.00	41,964.65	1.00	41,964.65			1.00	41,964.65
SULLIVAN-MCCANN	CHRISTINE	FEDP SUPPO	MCGREGOR		1.00		1.00	53,307.80			1.00	53,307.80
PARIS	LISA	ASST. BUSINESS ADMIN	MCGREGOR		1.00	85,010.42					1.00	85,010.42
KILMAN	ERNEST	FINANCE AD	MCGREGOR		1.00	60,721.74					1.00	60,721.74
LEWIS	ROBIN	FINANCE AD	MCGREGOR		1.00	56,881.02					1.00	56,881.02
NAUM	PAMELA	FI ADM ASST	MCGREGOR		1.00	34,996.50					1.00	34,996.50
BURNS	JANICE	ACCT TECH	MCGREGOR		1.00	38,750.32					1.00	38,750.32
FOOTE	LISA	ACCT TECH	MCGREGOR		1.00	46,755.80					1.00	46,755.80
KISSELBURG	PATRICIA	ACCT TECH	MCGREGOR		1.00	48,375.60					1.00	48,375.60
LANOIE	JANINA	ACCT TECH	MCGREGOR		0.40	19,350.24					0.40	19,350.24
LANOIE	JANINA	ACCT TECH	MCGREGOR		0.60		0.60	29,025.36			0.60	29,025.36
MONSEN	JOANN	ACCT TECH	MCGREGOR		1.00	46,755.80					1.00	46,755.80
SEBEK	SYLVIA	ACCT TECH	MCGREGOR		1.00	42,251.30					1.00	42,251.30
BARIL	BRENDA	PAVROLL SU	MCGREGOR		1.00	77,486.16					1.00	77,486.16
DEMERS	BRIAN	IT ADMIN	MCGREGOR		1.00	65,083.02					1.00	65,083.02
GRANT	CHRISTOPHER	IT SUP STF	MCGREGOR		1.00	93,329.60					1.00	93,329.60
GREENSPAN	PAULA	IT SUP STF	MCGREGOR		1.00	100,318.40					1.00	100,318.40

SALARIES												
Last Name	First Name	Job Class Description	Location Desc	Retiree	FY17 GF		FY17 SFNS		FY17 SRF		FY17 Total	
					FTE	Total	FTE	Total	FTE	Total	FTE	Total
MANNON	JOAN	IT SUP STF	MCGREGOR		1.00	74,734.40					1.00	74,734.40
POWELL	TIMOTHY	IT SUP STF	MCGREGOR		1.00	91,145.60					1.00	91,145.60
ST LAURENT	LIANE	COMPTR ED	MCGREGOR		1.00	74,500.00					1.00	74,500.00
PERRON	WENDY	EL DIRECTOR	MCGREGOR		1.00	73,444.83					1.00	73,444.83
HOGAN	PAMELA	HR DIRECTOR	MCGREGOR		1.00	87,485.93					1.00	87,485.93
FERRO	STEPHANIE	HR ADMIN	MCGREGOR		1.00	48,480.00					1.00	48,480.00
ROY	ABIGAIL	HR ADMIN	MCGREGOR		1.00	53,269.42					1.00	53,269.42
SHARP	ANGELA	HR ADMIN	MCGREGOR		1.00	53,269.42					1.00	53,269.42
VACANT		HR ADMIN	MCGREGOR		1.00	40,400.00					1.00	40,400.00
ALLEY	ANDREA	CR COOR	MCGREGOR		1.00	33,447.43					1.00	33,447.43
CONNORS	JAMES	SFNS DIRECTOR	MCGREGOR				1.00	75,377.12			1.00	75,377.12
LOFTUS	SHEILA	SF SUPP FY	MCGREGOR				1.00	51,833.60			1.00	51,833.60
MCFARLAND	REBECCA	SF SUPP FY	MCGREGOR				1.00	31,905.72			1.00	31,905.72
ALOYO	JOSE	SF 52WK	MCGREGOR		0.20	5,879.58					0.20	5,879.58
ALOYO	JOSE	SF 52WK	MCGREGOR				0.80	23,518.33			0.80	23,518.33
HANLEY	PETER	SF 52WK	MCGREGOR				1.00	32,165.27			1.00	32,165.27
O'BRIEN	DAVID	SF 52WK	MCGREGOR		0.20	5,304.82					0.20	5,304.82
O'BRIEN	DAVID	SF 52WK	MCGREGOR				0.80	21,219.29			0.80	21,219.29
CROOK	DONNA	DATA ANALYST	MCGREGOR						0.50	45,534.84	0.50	45,534.84
HUNTER	GARY	PT HOURLY	MCGREGOR						0.50	19,064.76	0.50	19,064.76
BEGIN	LINDA	ART TEACH	DISTRICT		0.20	12,745.23					0.20	12,745.23
HOLBROOK	ELIZABETH	ART TEACH	DISTRICT		0.10	6,630.50					0.10	6,630.50
SIMO	ALEXANDER	HEALTH TE	DISTRICT		0.20	7,828.23					0.20	7,828.23
BABERADT	STEPHEN	MUSIC TEAC	DISTRICT		0.20	14,751.00					0.20	14,751.00
BARBAS	KAYLA	MUSIC TEAC	DISTRICT		0.20	7,828.23					0.20	7,828.23
BERGER	REBECCA	MUSIC TEAC	DISTRICT		0.30	11,742.35					0.30	11,742.35
BRIEN	DAVID	MUSIC TEAC	DISTRICT		0.28	18,565.40					0.28	18,565.40
DESMARAIS	PAUL	MUSIC TEAC	DISTRICT		0.10	6,149.12					0.10	6,149.12
DOYLE	EDWARD	MUSIC TEAC	DISTRICT		1.00	65,961.15					1.00	65,961.15
LAKE	CHRISTIE	MUSIC TEAC	DISTRICT		0.10	4,584.62					0.10	4,584.62
VILLIARD	KURT	MUSIC TEAC	DISTRICT		1.00	39,141.15					1.00	39,141.15
KELLY	KATHLEEN	SOCIAL WOR	DISTRICT						0.40	26,522.00	0.40	26,522.00
WHEELER	KATHLEEN	SOCIAL WOR	DISTRICT						1.00	70,775.00	1.00	70,775.00
ACKROYD	JULIE-ANNE	SPED TEACH	DISTRICT						1.00	43,611.15	1.00	43,611.15
BEATON	JAYNE	SPED TEACH	DISTRICT		0.30	15,094.85					0.30	15,094.85
CRAWFORD	JILL	SPED TEACH	DISTRICT		0.60	25,272.69					0.60	25,272.69
JACKSON	DANIA	SPED TEACH	DISTRICT						1.00	70,775.00	1.00	70,775.00
KENNEDY	JEANNE	SPED TEACH	DISTRICT		1.00	70,431.15					1.00	70,431.15
LATIFI	KARISSA	SPED TEACH	DISTRICT		1.00	43,611.15					1.00	43,611.15
LAVALLEE	NICOLE	SPED TEACH	DISTRICT		0.60	32,871.69					0.60	32,871.69
LIBIS	CLAUDIA	SPED TEACH	DISTRICT		1.00	70,775.00					1.00	70,775.00
MACKECHNIE	DAWN	SPED TEACH	DISTRICT		1.00	70,431.15					1.00	70,431.15
OLDEN	KATHLEEN	SPED TEACH	DISTRICT		0.50	34,470.58					0.50	34,470.58
REEKIE	MARGARET	SPED TEACH	DISTRICT		1.00	66,305.00					1.00	66,305.00
SIMPSON	BRANDAN	SPED TEACH	DISTRICT						1.00	55,531.15	1.00	55,531.15
VACANT		SPED TEACH	DISTRICT		1.00	43,611.15					1.00	43,611.15
YURI LUNA	ROSA	SPED TEACH	DISTRICT		1.00	75,618.00					1.00	75,618.00

SALARIES									
Last Name	First Name	Job Class Description	Location Desc	Retiree	FY17 GF	FY17 SFNS	FY17 SRF	FTE	Total
FY17 Total									
LYONS	MAUREEN	READING SU	DISTRICT				1.00	50,316.15	50,316.15
PAPAJOHN	EVAN	PHYS ED TE	DISTRICT		0.20	12,745.23		12,745.23	12,745.23
WOHLBERN	KENDZIE	PHYS ED TE	DISTRICT		0.10	3,914.12		3,914.12	3,914.12
LINEHAN	REBECCA	MEDIA SPEC	DISTRICT		0.20	12,298.23		12,298.23	12,298.23
AVERY BOISVERT	ROBERTA	PSCY	DISTRICT		0.20	14,831.23		14,831.23	14,831.23
CARUSO	VALERIE	PSCY	DISTRICT		0.33	25,653.97		25,653.97	25,653.97
COYLE	LORI	PSCY	DISTRICT		1.00	64,184.62		64,184.62	64,184.62
ERSICK	MARK	PSCY	DISTRICT		0.60	47,626.49		47,626.49	47,626.49
GAMBLE	CHERYL	PSCY	DISTRICT		0.50	40,542.82		40,542.82	40,542.82
BRYANT	DONNA	SPEECH PA	DISTRICT		0.40	28,310.00		28,310.00	28,310.00
LAMBERT	KATHRYN	SPEECH PA	DISTRICT		0.50	35,387.50		35,387.50	35,387.50
O'SULLIVAN	DEBORAH	SPEECH PA	DISTRICT		0.50	36,877.50		36,877.50	36,877.50
FILLIP	JILLIAN	OCCUP THT	DISTRICT		0.20	12,298.23		12,298.23	12,298.23
SPAUDING	DIANE	OCCUP THT	DISTRICT		0.60	39,783.00		39,783.00	39,783.00
THORNER	ANN	OCCUP THT	DISTRICT		1.00	69,285.00		69,285.00	69,285.00
VALIERES	JOAN	OCCUP THT	DISTRICT		1.00	66,305.00		66,305.00	66,305.00
CORREA	SUSAN	PHYS THERP	DISTRICT		1.00	68,196.15		68,196.15	68,196.15
WUEBBOLT	ELIZABETH	PHYS THERP	DISTRICT		1.00	70,775.00		70,775.00	70,775.00
BAINES	MAUREEN	GRANT FUND	DISTRICT	X			1.00	69,285.00	69,285.00
MILLHOUSE	AUDRA	GRANT FUND	DISTRICT				1.00	54,786.15	54,786.15
CLOUTIER	KARIN	PRESOC SPED	DISTRICT		0.10	4,882.62		4,882.62	4,882.62
DAVIS	KAREN	PRESOC SPED	DISTRICT		1.00	74,500.00		74,500.00	74,500.00
GILLIS	KIMBERLY	PRESOC SPED	DISTRICT		0.80	52,768.92		52,768.92	52,768.92
HEWITT	ROBBIE	PRESOC SPED	DISTRICT		0.10	7,077.50		7,077.50	7,077.50
SARGENT	JENNA	PRESOC SPED	DISTRICT		0.10	4,584.62		4,584.62	4,584.62
GOLDEN	MICHELE	MATH CR SP	DISTRICT		1.00	70,431.15		70,431.15	70,431.15
AGATE	PAMELA	STUD. SER	DISTRICT		1.00	59,788.43		59,788.43	59,788.43
WALLACE	MICHAEL	STUD. SER	DISTRICT		0.80	57,119.66		57,119.66	57,119.66
HASENFUSS	JOHN	FEDP ADMIN	DISTRICT		0.25	14,988.63		14,988.63	14,988.63
HASENFUSS	JOHN	FEDP ADMIN	DISTRICT		0.75	44,965.89		44,965.89	44,965.89
RICHARD	SAMANTHA	FEDP ADMIN	DISTRICT		0.25	7,675.75		7,675.75	7,675.75
RICHARD	SAMANTHA	FEDP ADMIN	DISTRICT		0.75	23,027.24		23,027.24	23,027.24
DONOVAN	CHRISTOPHER	ATHL ADM	DISTRICT		1.00	73,753.18		73,753.18	73,753.18
LUSSIER	MELANIE	ASSIST P&S	DISTRICT		1.00	25,111.72		25,111.72	25,111.72
ROY	TAMMY	ASSIST P&S	DISTRICT		1.00	25,111.72		25,111.72	25,111.72
VACANT		CERTIFIED OTA	DISTRICT		1.00	25,111.72		25,111.72	25,111.72
GARDNER	BARBARA	FEDP ADMIN	ADULT ED		0.20	15,352.00		15,352.00	15,352.00
GARDNER	BARBARA	FEDP ADMIN	ADULT ED		0.10	7,676.00		7,676.00	7,676.00
GARDNER	BARBARA	FEDP ADMIN	ADULT ED		0.10	7,676.00		7,676.00	7,676.00
GARDNER	BARBARA	FEDP ADMIN	ADULT ED		0.60	46,056.00		46,056.00	46,056.00
					81.61	4,319,983.46	6.20	265,044.68	5,852,979.66
					1,514.10	80,498,063.42	103.20	1,866,659.54	92,778,644.09
							260.70	9,913,921.13	1,878.00
							20.00	1,267,951.52	107.81
									5,852,979.66

ADD PAYS

<u>Last Name</u>	<u>First Name</u>	<u>Job Title</u>	<u>General Fund</u>	<u>SRF</u>	<u>Total</u>
GAMACHE	LYNN	READING SUPERVISOR	BAKERSVILLE	5,587	5,587
SMITH	MICHELE M.	READING SUPERVISOR	BEECH	5,587	5,587
SHEEDY-MORRIS	MAUREEN	READING SUPERVISOR	GOSSLER	5,587	5,587
LABELLE	LYNN	READING SUPERVISOR	GREEN ACRES	5,587	5,587
DION	SAMANTHA	READING SUPERVISOR	HALLSVILLE	5,587	5,587
AUGER	PATRICIA	TEACHING ASSISTANT PRINCIPAL P/T	HALLSVILLE	3,725	3,725
RIVARD	HEIDI	READING SUPERVISOR	HIGHLAND	5,587	5,587
LASALLE	LISE	READING SUPERVISOR	JEWETT	5,587	5,587
UZDANOVICH	SUSAN	READING SUPERVISOR	MCDONOUGH	5,587	5,587
MACROPOL	MICHELLE	READING SUPERVISOR	NORTHWEST	5,587	5,587
DELACEY	ELISSA	READING SUPERVISOR	PARKER VARNEY	5,587	5,587
COLBY	AMY	READING SUPERVISOR	SMYTH	5,587	5,587
DROUIN	PRISCILLA	READING SUPERVISOR	WEBSTER	5,587	5,587
MCLAUGHLIN	ERIN	READING SUPERVISOR	WESTON	5,587	5,587
THAYER	DEBORAH	READING SUPERVISOR	WILSON	5,587	5,587
BORGE	JOSHUA	BUILDING LEVEL INSTRUCTIONAL LEADER	CENTRAL	5,215	5,215
ZUCCALA	TARYN	BUILDING LEVEL INSTRUCTIONAL LEADER	CENTRAL	5,215	5,215
FALLU	LESLEY	BUILDING LEVEL INSTRUCTIONAL LEADER	CENTRAL	5,215	5,215
RICARD	LINE	BUILDING LEVEL INSTRUCTIONAL LEADER	CENTRAL	5,215	5,215
MIRABILE	KATHLEEN	BUILDING LEVEL INSTRUCTIONAL LEADER	CENTRAL	5,215	5,215
PERKINS	MELINDA	BUILDING LEVEL INSTRUCTIONAL LEADER	CENTRAL	5,215	5,215
CANNON	WILLIAM	BUILDING LEVEL INSTRUCTIONAL LEADER	CENTRAL	5,215	5,215
FRIBORG	ANGELA	BUILDING LEVEL INSTRUCTIONAL LEADER	MEMORIAL	5,215	5,215
SOHA	TANYA	BUILDING LEVEL INSTRUCTIONAL LEADER	MEMORIAL	5,215	5,215
CYGAN	MATTHEW	BUILDING LEVEL INSTRUCTIONAL LEADER	MEMORIAL	5,215	5,215
THIBEAULT	PAULINE	BUILDING LEVEL INSTRUCTIONAL LEADER	MEMORIAL	5,215	5,215
GOCKLIN	DAVID	BUILDING LEVEL INSTRUCTIONAL LEADER	MEMORIAL	5,215	5,215
DAKOULAS	STEPHANIE	BUILDING LEVEL INSTRUCTIONAL LEADER	MEMORIAL	5,215	5,215
COLBY	JAMES	BUILDING LEVEL INSTRUCTIONAL LEADER	MEMORIAL	5,215	5,215
LEBLANC	JONATHAN	BUILDING LEVEL INSTRUCTIONAL LEADER	MEMORIAL	5,215	5,215
SILVER	STEPHANIE	BUILDING LEVEL INSTRUCTIONAL LEADER	WEST	5,215	5,215
MULLENIX	SCOTT	BUILDING LEVEL INSTRUCTIONAL LEADER	WEST	5,215	5,215
ROBINSON	SUSAN	BUILDING LEVEL INSTRUCTIONAL LEADER	WEST	5,215	5,215
SCHRICKER	DAVID	BUILDING LEVEL INSTRUCTIONAL LEADER	WEST	5,215	5,215
MORSE	BRADFORD	BUILDING LEVEL INSTRUCTIONAL LEADER	WEST	5,215	5,215
STRATTON	DEBBIE	BUILDING LEVEL INSTRUCTIONAL LEADER	WEST	5,215	5,215
BILODEAU	CYNTHIA	BUILDING LEVEL INSTRUCTIONAL LEADER	WEST	5,215	5,215
STEINMETZ	MARIANNE	BUILDING LEVEL INSTRUCTIONAL LEADER	WEST	5,215	5,215
SLAGLE	RONALD	ROTC	WEST	46,507	46,507
STAUFF	ARTHUR	ROTC	WEST	37,510	37,510
IRELAND	JESSICA	21ST CENTURY SUPERVISOR	DISTRICT	7,169	7,169
GOLDEN	MICHELE	CURRICULUM SPECIALIST	DISTRICT	8,195	8,195
HAVELES-PELLETIER	KRISTINE	CURRICULUM SPECIALIST	DISTRICT	8,195	8,195
LYONS	MAUREEN	READING SUPERVISOR	DISTRICT	5,587	5,587
			<u>224,451</u>	<u>90,608</u>	<u>315,059</u>

EXTRA CURRICULAR ACTIVITIES					Current		
					\$37,250		
School	Level	Description	# of Positions	% of 1BA	Activity Cost	Total by School	
Bakersville	Elementary	Intramural Sports	0	0.038	-		
Bakersville	Elementary	Drama	0	0.025	-	-	
Beech	Elementary	Intramural Sports	1	0.038	1,415.50		
Beech	Elementary	Drama	0	0.025	-	1,415.50	
Gossler	Elementary	Intramural Sports	1	0.038	1,415.50		
Gossler	Elementary	Drama	0	0.025	-	1,415.50	
Green Acres	Elementary	Intramural Sports	1	0.038	1,415.50		
Green Acres	Elementary	Drama	1	0.025	931.25	2,346.75	
Hallsville	Elementary	Intramural Sports	1	0.038	1,415.50		
Hallsville	Elementary	Drama	0	0.025	-	1,415.50	
HGF's	Elementary	Intramural Sports	1	0.038	1,415.50		
HGF's	Elementary	Drama	0	0.025	-	1,415.50	
Jewett	Elementary	Intramural Sports	2	0.038	2,831.00		
Jewett	Elementary	Drama	0	0.025	-	2,831.00	
McDonough	Elementary	Intramural Sports	4	0.038	5,662.00		
McDonough	Elementary	Drama	0	0.025	-	5,662.00	
Northwest	Elementary	Intramural Sports	0	0.038	-		
Northwest	Elementary	Drama	0	0.025	-	-	
Parker-Varney	Elementary	Intramural Sports	3	0.038	4,246.50		
Parker-Varney	Elementary	Drama	0	0.025	-	4,246.50	
Smyth	Elementary	Intramural Sports	1	0.038	1,415.50		
Smyth	Elementary	Drama	0	0.025	-	1,415.50	
Webster	Elementary	Intramural Sports	2	0.038	2,831.00		
Webster	Elementary	Drama	0	0.025	-	2,831.00	
Weston	Elementary	Intramural Sports	1	0.038	1,415.50		
Weston	Elementary	Drama	1	0.025	931.25	2,346.75	
Wilson	Elementary	Intramural Sports	1	0.038	1,415.50		
Wilson	Elementary	Drama	0	0.025	-	1,415.50	
<b>Total Elementary</b>					<b>28,757.00</b>	<b>28,757.00</b>	
McLaughlin	Middle School	Student Council	1	0.076	2,831.00		
McLaughlin	Middle School	Intramurals	0	0.038	-		
McLaughlin	Middle School	Theatrical	0	0.051	-		
McLaughlin	Middle School	Newspaper	0	0.034	-		
McLaughlin	Middle School	Yearbook	1	0.051	1,899.75		
McLaughlin	Middle School	Chorus	1	0.102	3,799.50		
McLaughlin	Middle School	Band	1	0.122	4,544.50		
McLaughlin	Middle School	String/Orchestra	1	0.10	3,725.00		
McLaughlin	Middle School	First/Leggos	0	0.07	-	16,799.75	
Hillside	Middle School	Student Council	1	0.076	2,831.00		
Hillside	Middle School	Intramurals	1	0.038	1,415.50		
Hillside	Middle School	Theatrical	0	0.051	-		
Hillside	Middle School	Newspaper	1	0.034	1,266.50		
Hillside	Middle School	Yearbook	1	0.051	1,899.75		
Hillside	Middle School	Chorus	1	0.102	3,799.50		
Hillside	Middle School	Band	1	0.122	4,544.50		
Hillside	Middle School	String/Orchestra	1	0.10	3,725.00		
Hillside	Middle School	First/Leggos	1	0.07	2,607.50	22,089.25	
Parkside	Middle School	Student Council	1	0.076	2,831.00		
Parkside	Middle School	Intramurals	0	0.038	-		
Parkside	Middle School	Theatrical	1	0.051	1,899.75		
Parkside	Middle School	Newspaper	0	0.034	-		

EXTRA CURRICULAR ACTIVITIES						
					Current	
					\$37,250	
School	Level	Description	# of Positions	% of 1BA	Activity Cost	Total by School
Parkside	Middle School	Yearbook	1	0.051	1,899.75	
Parkside	Middle School	Chorus	2	0.102	7,599.00	
Parkside	Middle School	Band	2	0.122	9,089.00	
Parkside	Middle School	String/Orchestra	1	0.10	3,725.00	
Parkside	Middle School	First/Leggos	1	0.07	2,607.50	29,651.00
Southside	Middle School	Student Council	1	0.076	2,831.00	
Southside	Middle School	Intramurals	1	0.038	1,415.50	
Southside	Middle School	Theatrical	1	0.051	1,899.75	
Southside	Middle School	Newspaper	1	0.034	1,266.50	
Southside	Middle School	Yearbook	1	0.051	1,899.75	
Southside	Middle School	Chorus	1	0.102	3,799.50	
Southside	Middle School	Band	1	0.122	4,544.50	
Southside	Middle School	String/Orchestra	1	0.10	3,725.00	
Southside	Middle School	First/Leggos	1	0.07	2,607.50	23,989.00
<b>Total Middle School</b>					<b>92,529.00</b>	<b>92,529.00</b>
Central	High School	Fr. Class Advisor	1	0.025	931.25	
Central	High School	So. Class Advisor	1	0.025	931.25	
Central	High School	Jr. Class Advisor	1	0.051	1,899.75	
Central	High School	Sr. Class Advisor	1	0.061	2,272.25	
Central	High School	Student Council	1	0.102	3,799.50	
Central	High School	Newspaper	1	0.095	3,538.75	
Central	High School	Yearbook	1	0.095	3,538.75	
Central	High School	Literary Magazine	1	0.05	1,862.50	
Central	High School	School Magazines	0	0.024	-	
Central	High School	Theatrical	1	0.071	2,644.75	
Central	High School	Chorus	1	0.102	3,799.50	
Central	High School	Jazz Band	1	0.084	3,129.00	
Central	High School	Forensics	0	0.025	-	
Central	High School	Band	2	.170	12,665.00	
Central	High School	Assistant Band	0	0.085	-	
Central	High School	First/Leggos	1	0.07	2,607.50	
Central	High School	SADD	0	0.025	-	
Central	High School	Nat. Honor Soc Advisor	1	0.051	1,899.75	
Central	High School	Other Honor Societies	3	0.025	2,793.75	
Central	High School	Percussion Instructor	1	0.045	1,676.25	
Central	High School	Color Guard/Flag Team	1	0.045	1,676.25	
Central	High School	Orchestra/Strings	1	.10	3,725.00	
Central	High School	Intramurals	0	0.038	-	
Central	High School	Video Production Club	0	0.031	-	
Central	High School	Peer Mediation	0	0.025	-	
Central	High School	Diversity Club	1	0.025	931.25	
Central	High School	CTSO (DECA/FBLA)	2	0.025	1,862.50	58,184.50
Memorial	High School	Fr. Class Advisor	0	0.025	-	
Memorial	High School	So. Class Advisor	0	0.025	-	
Memorial	High School	Jr. Class Advisor	1	0.051	1,899.75	
Memorial	High School	Sr. Class Advisor	1	0.061	2,272.25	
Memorial	High School	Student Council	1	0.102	3,799.50	
Memorial	High School	Newspaper	1	0.095	3,538.75	
Memorial	High School	Yearbook	1	0.095	3,538.75	
Memorial	High School	Literary Magazine	1	0.05	1,862.50	
Memorial	High School	School Magazines	0	0.024	-	



EXTRA CURRICULAR ACTIVITIES						
				Current		
				\$37,250		
School	Level	Description	# of Positions	% of 1BA	Activity Cost	Total by School
Memorial	High School	Theatrical	0	0.071	-	
Memorial	High School	Chorus	1	0.102	3,799.50	
Memorial	High School	Jazz Band	1	0.084	3,129.00	
Memorial	High School	Forensics	0	0.025	-	
Memorial	High School	Band	1	.170	6,332.50	
Memorial	High School	Assistant Band	1	0.085	3,166.25	
Memorial	High School	First/Leggos	1	0.07	2,607.50	
Memorial	High School	SADD	0	0.025	-	
Memorial	High School	Nat. Honor Soc Advisor	1	0.051	1,899.75	
Memorial	High School	Other Honor Societies	3	0.025	2,793.75	
Memorial	High School	Percussion Instructor	1	0.045	1,676.25	
Memorial	High School	Color Guard/Flag Team	0	0.045	-	
Memorial	High School	Orchestra/Strings	1	.10	3,725.00	
Memorial	High School	Intramurals	1	0.038	1,415.50	
Memorial	High School	Video Production Club	0	0.031	-	
Memorial	High School	Peer Mediation	0	0.025	-	
Memorial	High School	Diversity Club	0	0.025	-	
Memorial	High School	CTSO (DECA/FBLA)	2	0.025	1,862.50	49,319.00
West	High School	Fr. Class Advisor	0	0.025	-	
West	High School	So. Class Advisor	0	0.025	-	
West	High School	Jr. Class Advisor	1	0.051	1,899.75	
West	High School	Sr. Class Advisor	1	0.061	2,272.25	
West	High School	Student Council	1	0.102	3,799.50	
West	High School	Newspaper	0	0.095	-	
West	High School	Yearbook	1	0.095	3,538.75	
West	High School	Literary Magazine	0	0.05	-	
West	High School	School Magazines	0	0.024	-	
West	High School	Theatrical	1	0.071	2,644.75	
West	High School	Chorus	1	0.102	3,799.50	
West	High School	Jazz Band	1	0.084	3,129.00	
West	High School	Forensics	0	0.025	-	
West	High School	Band	1	.170	6,332.50	
West	High School	Assistant Band	1	0.085	3,166.25	
West	High School	First/Leggos	1	0.07	2,607.50	
West	High School	SADD	0	0.025	-	
West	High School	Nat. Honor Soc Advisor	1	0.051	1,899.75	
West	High School	Other Honor Societies	2	0.025	1,862.50	
West	High School	Percussion Instructor	1	0.045	1,676.25	
West	High School	Color Guard/Flag Team	1	0.045	1,676.25	
West	High School	Orchestra/Strings	1	.10	3,725.00	
West	High School	Intramurals	1	0.038	1,415.50	
West	High School	Video Production Club	0	0.031	-	
West	High School	Peer Mediation	0	0.025	-	
West	High School	Diversity Club	1	0.025	931.25	
West	High School	CTSO (DECA/FBLA)	2	0.025	1,862.50	48,238.75
MST	High School	Fr. Class Advisor	1	0.025	931.25	
MST	High School	So. Class Advisor	1	0.025	931.25	
MST	High School	Jr. Class Advisor	1	0.051	1,899.75	
MST	High School	Sr. Class Advisor	1	0.061	2,272.25	
MST	High School	Student Council	1	0.102	3,799.50	
MST	High School	Newspaper	0	0.095	-	
MST	High School	Yearbook	1	0.095	3,538.75	
MST	High School	Literary Magazine	0	0.05	-	

EXTRA CURRICULAR ACTIVITIES					Current		
					\$37,250		
School	Level	Description	# of Positions	% of 1BA	Activity Cost	Total by School	
MST	High School	School Magazines	0	0.024	-		
MST	High School	Theatrical	0	0.071	-		
MST	High School	Chorus	0	0.102	-		
MST	High School	Jazz Band	0	0.084	-		
MST	High School	Forensics	0	0.025	-		
MST	High School	Band	0	.170	-		
MST	High School	Assistant Band	0	0.085	-		
MST	High School	First/Leggos	0	0.07	-		
MST	High School	SADD	0	0.025	-		
MST	High School	Nat. Honor Soc Advisor	0	0.051	-		
MST	High School	Other Honor Societies	2	0.025	1,862.50		
MST	High School	Percussion Instructor	0	0.045	-		
MST	High School	Color Guard/Flag Team	0	0.045	-		
MST	High School	Orchestra/Strings	0	.10	-		
MST	High School	Intramurals	0	0.038	-		
MST	High School	Video Production Club	1	0.031	1,154.75		
MST	High School	Peer Mediation	0	0.025	-		
MST	High School	Diversity Club	0	0.025	-		
MST	High School	CTSO (DECA/FBLA)	7	0.025	6,518.75	22,908.75	
<b>Total High School</b>					<b>178,651.00</b>	<b>178,651.00</b>	
<b>Total All Schools</b>					<b>299,937.00</b>	<b>299,937.00</b>	

RETIREMENTS

POSITION COST/SAVINGS

Employee	FTE	Fund	School	Class	Severance Total	Retiree				
						4 Summer Pays	22 Pays for New Teacher	Total Cost of Position	Budget	Savings
<b>Teachers</b>										
Antul, Melissa	1	GF	Parkside / MST	Psychologist	44,044	12,855	46,018	58,873	83,555	24,683
Baines, Maureen	1	SRF	District	Reading/Math	41,451	10,659	35,302	45,961	69,285	23,324
Brandte, Kathleen	1	GF	McLaughlin	Language Arts	-	10,888	35,302	46,190	70,775	24,585
Cowette, Catherine(JS)	0.5	GF	Smyth Road	Media Spec	7,000	3,553	17,651	21,204	24,041	2,837
Daniels, Charleen	1	GF	Jewett	Speech Path	12,474	10,888	35,302	46,190	70,775	24,585
Gatsas, Jane	1	GF	Northwest	Sped Teach	39,455	10,888	35,302	46,190	70,775	24,585
Journay, Marsha	1	GF	Central	Social Studies	42,192	10,888	35,302	46,190	70,775	24,585
LaFleur, Carol	1	GF	Wilson	Kind. Teach	-	10,201	35,302	45,502	66,305	20,803
LeClair, Lydia	1	GF	Northwest	Elem Teach	36,856	10,201	35,302	45,502	66,305	20,803
Lenz-Dolman, Donna	1	GF	McDonough	Elem Teach	39,969	10,201	35,302	45,502	66,305	20,803
Liakos, Philip	1	GF	Parkside	Guidance Counselor	43,674	11,347	39,084	50,431	73,755	23,324
Lombardi, Suzanne	1	GF	West	French	41,451	10,659	35,302	45,961	69,285	23,324
Ludwig, Celeste	1	GF	Webster	Elem Teach	39,969	10,201	35,302	45,502	66,305	20,803
Merrill, Andrea	1	GF	Central	ELL Teach	-	10,201	35,302	45,502	68,196	22,694
Miller, Madeleine	1	GF	Weston	ELL Teach	-	10,201	35,302	45,502	66,305	20,803
Papajohn, Jacqueline	1	GF	Parker Varney	Sped Teach	42,192	10,888	35,302	46,190	70,775	24,585
Reilly, Nancy	1	GF	Memorial	Bussin Ed	-	11,347	35,302	46,648	73,755	27,107
Rodrigue, Suzanne	1	GF	Northwest	Elem Teach	39,969	10,201	35,302	45,502	66,305	20,803
Ruszczek, Margaret	1	GF	Green Acres	Elem Teach	39,969	10,201	35,302	45,502	66,305	20,803
Tambouris, Kelley	1	GF	McDonough	Elem Teach	12,474	10,888	35,302	46,190	70,775	24,585
Trumble, Michelle	1	GF	Green Acres	Elem Teach	39,969	10,201	35,302	45,502	66,305	20,803
Urquhart, Catherine	1	SRF	Jewett	Elem Teach	42,192	10,888	35,302	46,190	70,775	24,585
Weilbrenner, Pamela	1	GF	Smyth Road	Elem Teach	39,969	10,201	35,302	45,502	66,305	20,803
	<u>22.5</u>				<u>645,271</u>	<u>238,647</u>	<u>808,783</u>	<u>1,047,430</u>	<u>1,554,042</u>	<u>506,612</u>
<b>Administrators and Support Staff (Projected):</b>								<b>Salary</b>	<b>Budget</b>	<b>Savings</b>
MESPA	1	GF	District		20,000			25,000	36,000	11,000
School Food	2	SFNS	District		34,000			17,000	25,000	8,000
Paraprofessionals	4	GF	District		54,000			54,000	82,000	28,000
Principals	2	GF	District		93,000			187,000	187,000	-
	<u>9</u>				<u>201,000</u>			<u>283,000</u>	<u>330,000</u>	<u>47,000</u>
Total General Fund	27.5				812,271			1,221,280	1,718,982	497,703
Total School Food and Nutrit	2				34,000			17,000	25,000	8,000
Total Special Revenue Fund:	2				-			92,151	140,060	47,909
	<u>31.5</u>				<u>846,271</u>			<u>1,330,430</u>	<u>1,884,042</u>	<u>553,612</u>

**EMPLOYEE BENEFITS (object code 200)  
SUMMARY**

	<u>Total</u>	<u>General Fund</u>	<u>School Food and Nutrition</u>	<u>Special Revenue Funds</u>
Health Insurance	20,274,948	17,206,073	210,000	2,858,875
Dental Insurance	1,202,550	1,002,715	12,000	187,835
FICA & Medicare	7,156,964	6,193,963	154,000	809,001
Retirement (City & State)	15,208,728	13,376,429	451,163	1,381,136
Workers Compensation	583,415	350,000	78,000	155,415
Disability Insurance	33,640	30,000	400	3,240
Unemployment Compensation	25,000	25,000	-	-
Life Insurance	121,953	110,000	3,000	8,953
<b>Total General Fund</b>	<b><u>44,607,197</u></b>	<b><u>38,294,179</u></b>	<b><u>908,563</u></b>	<b><u>5,404,455</u></b>
General Fund:				
Salaries	97,087,245	84,042,913	2,005,660	11,038,672
% of Benefits to Salaries	45.9%	45.6%	45.3%	49.0%

**BENEFITS ANALYSIS  
GENERAL FUND**

**Health Insurance**

FY16 Revised budget with Teacher contract	16,181,594
Use of Expendable Trust as expected and budgeted for FY16	1,000,000
FY17 Increase in teacher contribution	(512,000)
Trend all employees at 4.5%	767,000
Savings from MESPA	(230,521)
<b>Total Health</b>	<b><u>17,206,073</u></b>

**Retirement**

	<u>Salaries</u>	<u>%</u>	<u>Budget</u>
State Retirement (rates set by state)			
Teachers	68,120,632	15.67%	10,674,503
Principals	5,070,881	15.67%	794,607
Administrators	1,715,849	11.17%	191,660
Total State Retirement			<u>11,660,770</u>
City Retirement (estimated 1.8% increase in rate)			
Support Staff	2,657,284	23.74%	630,839
Para Professionals	4,569,583	23.74%	1,084,819
Total City Retirement			<u>1,715,658</u>
<b>Total Retirement</b>			<b><u>13,376,429</u></b>

**TUITION REIMBURSEMENT  
AND STAFF DEVELOPMENT (OBJECT 240)**

	<b>Budget FY17</b>	<b>Bakersville</b>	<b>Beech</b>	<b>Gossler</b>	<b>Green Acres</b>	<b>Hallsville</b>	<b>Highland Goffes Falls</b>	<b>Jewett</b>
<b>Allocation to Schools</b>								
Tuition Reimb/Professional Development								
Administration, Non-Affiliated	6,000	-	-	-	-	-	-	-
Certified Instructors	5,000	227	227	227	227	227	227	227
Directors and Coord. (\$1,250 per person)	7,000	-	-	-	-	-	-	-
Principals (\$3,000 per person)	18,000	818	818	818	818	818	818	818
Support Staff (\$1,200 per person)	10,000	455	455	455	455	455	455	455
Tuition Reimbursement								
Teachers (\$2,500 per person)	88,800	4,036	4,036	4,036	4,036	4,036	4,036	4,036
Professional Development								
Teachers (\$500 per person)	74,000	3,364	3,364	3,364	3,364	3,364	3,364	3,364
	<u>208,800</u>	<u>8,900</u>	<u>8,900</u>	<u>8,900</u>	<u>8,900</u>	<u>8,900</u>	<u>8,900</u>	<u>8,900</u>
<b>Special Education</b>								
Tuition Reimb/Professional Development								
Paraprofessionals (\$825 per person)	20,000	909	909	909	909	909	909	909
Tuition Reimbursement								
Teachers (\$2,500 per person)	31,200	1,418	1,418	1,418	1,418	1,418	1,418	1,418
Professional Development								
Teachers (\$500 per person)	26,000	1,182	1,182	1,182	1,182	1,182	1,182	1,182
	<u>57,200</u>	<u>2,600</u>	<u>2,600</u>	<u>2,600</u>	<u>2,600</u>	<u>2,600</u>	<u>2,600</u>	<u>2,600</u>
<b>Total General Fund</b>	<b>266,000</b>	<b>11,500</b>	<b>11,500</b>	<b>11,500</b>	<b>11,500</b>	<b>11,500</b>	<b>11,500</b>	<b>11,500</b>
<b>Total School Food and Nutrition Services</b>	<b>-</b>	<b>-</b>	<b>-</b>	<b>-</b>	<b>-</b>	<b>-</b>	<b>-</b>	<b>-</b>
<b>Total Special Revenue Funds</b>	<b>1,388</b>	<b>-</b>	<b>-</b>	<b>-</b>	<b>1,028</b>	<b>-</b>	<b>-</b>	<b>-</b>
<b>Grand Total</b>	<b><u>267,388</u></b>	<b><u>11,500</u></b>	<b><u>11,500</u></b>	<b><u>11,500</u></b>	<b><u>12,528</u></b>	<b><u>11,500</u></b>	<b><u>11,500</u></b>	<b><u>11,500</u></b>

**TUITION REIMBURSEMENT  
AND STAFF DEVELOPMENT (OBJECT 240)**

	McDonough	Northwest	Parker Varney	Smyth	Webster	Weston	Wilson	Hillside
<b>Allocation to Schools</b>								
Tuition Reimb/Professional Development								
Administration, Non-Affiliated	-	-	-	-	-	-	-	-
Certified Instructors	227	227	227	227	227	227	227	227
Directors and Coord. (\$1,250 per person)	-	-	-	-	-	-	-	-
Principals (\$3,000 per person)	818	818	818	818	818	818	818	818
Support Staff (\$1,200 per person)	455	455	455	455	455	455	455	455
Tuition Reimbursement								
Teachers (\$2,500 per person)	4,036	4,036	4,036	4,036	4,036	4,036	4,036	4,036
Professional Development								
Teachers (\$500 per person)	3,364	3,364	3,364	3,364	3,364	3,364	3,364	3,364
	<u>8,900</u>	<u>8,900</u>	<u>8,900</u>	<u>8,900</u>	<u>8,900</u>	<u>8,900</u>	<u>8,900</u>	<u>8,900</u>
<b>Special Education</b>								
Tuition Reimb/Professional Development								
Paraprofessionals (\$825 per person)	909	909	909	909	909	909	909	909
Tuition Reimbursement								
Teachers (\$2,500 per person)	1,418	1,418	1,418	1,418	1,418	1,418	1,418	1,418
Professional Development								
Teachers (\$500 per person)	1,182	1,182	1,182	1,182	1,182	1,182	1,182	1,182
	<u>2,600</u>	<u>2,600</u>	<u>2,600</u>	<u>2,600</u>	<u>2,600</u>	<u>2,600</u>	<u>2,600</u>	<u>2,600</u>
<b>Total General Fund</b>	<b>11,500</b>	<b>11,500</b>	<b>11,500</b>	<b>11,500</b>	<b>11,500</b>	<b>11,500</b>	<b>11,500</b>	<b>11,500</b>
<b>Total School Food and Nutrition Services</b>	-	-	-	-	-	-	-	-
<b>Total Special Revenue Funds</b>	-	-	-	-	-	-	-	-
<b>Grand Total</b>	<b><u>11,500</u></b>	<b><u>11,500</u></b>	<b><u>11,500</u></b>	<b><u>11,500</u></b>	<b><u>11,500</u></b>	<b><u>11,500</u></b>	<b><u>11,500</u></b>	<b><u>11,500</u></b>

**TUITION REIMBURSEMENT  
AND STAFF DEVELOPMENT (OBJECT 240)**

	McLaughlin	Parkside	Southside	Central	Memorial	West	MST	District Wide
<b>Allocation to Schools</b>								
Tuition Reimb/Professional Development								
Administration, Non-Affiliated	-	-	-	-	-	-	-	6,000
Certified Instructors	227	227	227	227	227	227	227	-
Directors and Coord. (\$1,250 per person)	-	-	-	-	-	-	-	7,000
Principals (\$3,000 per person)	818	818	818	818	818	818	818	-
Support Staff (\$1,200 per person)	455	455	455	455	455	455	455	-
Tuition Reimbursement								
Teachers (\$2,500 per person)	4,036	4,036	4,036	4,036	4,036	4,036	4,036	-
Professional Development								
Teachers (\$500 per person)	3,364	3,364	3,364	3,364	3,364	3,364	3,364	-
	<u>8,900</u>	<u>8,900</u>	<u>8,900</u>	<u>8,900</u>	<u>8,900</u>	<u>8,900</u>	<u>8,900</u>	<u>13,000</u>
<b>Special Education</b>								
Tuition Reimb/Professional Development								
Paraprofessionals (\$825 per person)	909	909	909	909	909	909	909	-
Tuition Reimbursement								
Teachers (\$2,500 per person)	1,418	1,418	1,418	1,418	1,418	1,418	1,418	-
Professional Development								
Teachers (\$500 per person)	1,182	1,182	1,182	1,182	1,182	1,182	1,182	-
	<u>2,600</u>	<u>2,600</u>	<u>2,600</u>	<u>2,600</u>	<u>2,600</u>	<u>2,600</u>	<u>2,600</u>	<u>-</u>
<b>Total General Fund</b>	<b>11,500</b>	<b>11,500</b>	<b>11,500</b>	<b>11,500</b>	<b>11,500</b>	<b>11,500</b>	<b>11,500</b>	<b>13,000</b>
<b>Total School Food and Nutrition Services</b>	-	-	-	-	-	-	-	-
<b>Total Special Revenue Funds</b>	<b>50</b>	<b>75</b>	-	-	<b>161</b>	<b>74</b>	-	-
<b>Grand Total</b>	<b><u>11,550</u></b>	<b><u>11,575</u></b>	<b><u>11,500</u></b>	<b><u>11,500</u></b>	<b><u>11,661</u></b>	<b><u>11,574</u></b>	<b><u>11,500</u></b>	<b><u>13,000</u></b>



**PURCHASED PROFESSIONAL  
AND TECHNICAL SERVICES (object 300)**

	<b>Budget FY17</b>	<b>Bakersville</b>	<b>Beech</b>	<b>Gossler</b>	<b>Green Acres</b>	<b>Hallsville</b>	<b>Highland Goffes Falls</b>	<b>Jewett</b>
<b>Allocation to Schools</b>								
Legal	240,000	-	-	-	-	-	-	-
Audit	90,000	-	-	-	-	-	-	-
Office Team/Account Temps	2,500	-	-	-	-	-	-	-
Callogex Substitute Calling Service	16,500	456	655	521	626	370	553	503
Courier	3,700	102	147	117	140	83	124	113
Regular Instruction	8,000	339	487	387	465	275	410	373
Waste Management	104,999	3,053	6,264	3,135	3,053	2,965	3,223	3,138
Translation/Interpreter Services	15,000	263	377	300	360	213	318	289
<b>Total Allocation to Schools</b>	<b>480,699</b>	<b>4,213</b>	<b>7,930</b>	<b>4,460</b>	<b>4,644</b>	<b>3,906</b>	<b>4,628</b>	<b>4,416</b>
<b>Special Education</b>								
Visually Impaired	68,532	2,145	2,489	1,880	1,774	1,536	2,357	3,840
Nursing Services	500,000	15,649	18,161	13,717	12,944	11,206	17,195	28,014
Speech Pathology	500,000	15,649	18,161	13,717	12,944	11,206	17,195	28,014
Physical & Occupational Therapy	400,000	12,519	14,529	10,974	10,355	8,964	13,756	22,411
All Other Special Education Services	900,000	28,168	32,689	24,691	23,300	20,170	30,951	50,425
<b>Total Special Education</b>	<b>2,368,532</b>	<b>74,130</b>	<b>86,029</b>	<b>64,979</b>	<b>61,317</b>	<b>53,082</b>	<b>81,454</b>	<b>132,704</b>
<b>Technology</b>								
Erate Consultant	15,000	-	-	-	-	-	-	-
IT Consultant	45,600	-	-	-	-	-	-	-
Follett Aspen Training	5,000	-	-	-	-	-	-	-
T21 Professional Development	20,000	-	-	-	-	-	-	-
<b>Total Technology</b>	<b>85,600</b>	<b>-</b>	<b>-</b>	<b>-</b>	<b>-</b>	<b>-</b>	<b>-</b>	<b>-</b>
<b>Athletics (referees, ticket takers, etc)</b>	<b>145,000</b>	<b>-</b>	<b>-</b>	<b>-</b>	<b>-</b>	<b>-</b>	<b>-</b>	<b>-</b>
<b>Total General Fund</b>	<b>3,079,831</b>	<b>78,343</b>	<b>93,959</b>	<b>69,439</b>	<b>65,961</b>	<b>56,988</b>	<b>86,082</b>	<b>137,120</b>
<b>Total School Food and Nutrition Services</b>	<b>245,970</b>	<b>6,837</b>	<b>12,940</b>	<b>8,190</b>	<b>4,668</b>	<b>5,428</b>	<b>5,734</b>	<b>3,896</b>
<b>Total Special Revenue Funds</b>	<b>1,040,260</b>	<b>49,752</b>	<b>98,818</b>	<b>54,846</b>	<b>139,893</b>	<b>50,346</b>	<b>30,544</b>	<b>25,024</b>
<b>Grand Total</b>	<b>4,366,061</b>	<b>134,932</b>	<b>205,717</b>	<b>132,475</b>	<b>210,522</b>	<b>112,762</b>	<b>122,360</b>	<b>166,040</b>

**PURCHASED PROFESSIONAL  
AND TECHNICAL SERVICES (object 300)**

	McDonough	Northwest	Parker Varney	Smyth	Webster	Weston	Wilson	Hillside
<b>Allocation to Schools</b>								
Legal	-	-	-	-	-	-	-	-
Audit	-	-	-	-	-	-	-	-
Office Team/Account Temps	-	-	-	-	-	-	-	-
Callogex Substitute Calling Service	641	796	669	460	516	564	535	945
Courier	144	178	150	103	116	127	120	212
Regular Instruction	476	591	497	342	383	419	397	87
Waste Management	3,684	4,005	3,599	3,050	3,053	3,846	3,016	5,660
Translation/Interpreter Services	369	458	385	265	297	325	308	544
<b>Total Allocation to Schools</b>	<b>5,314</b>	<b>6,028</b>	<b>5,300</b>	<b>4,220</b>	<b>4,365</b>	<b>5,281</b>	<b>4,376</b>	<b>7,448</b>
<b>Special Education</b>								
Visually Impaired	2,701	3,072	4,846	2,675	1,933	1,509	1,748	2,886
Nursing Services	19,706	22,411	35,355	19,513	14,104	11,012	12,751	21,059
Speech Pathology	19,706	22,411	35,355	19,513	14,104	11,012	12,751	21,059
Physical & Occupational Therapy	15,765	17,929	28,284	15,611	11,283	8,810	10,201	16,847
All Other Special Education Services	35,471	40,340	63,640	35,124	25,386	19,822	22,952	37,906
<b>Total Special Education</b>	<b>93,349</b>	<b>106,163</b>	<b>167,480</b>	<b>92,436</b>	<b>66,810</b>	<b>52,165</b>	<b>60,403</b>	<b>99,757</b>
<b>Technology</b>								
Erate Consultant	-	-	-	-	-	-	-	-
IT Consultant	-	-	-	-	-	-	-	-
Follett Aspen Training	-	-	-	-	-	-	-	-
T21 Professional Development	-	-	-	-	-	-	-	-
<b>Total Technology</b>	<b>-</b>	<b>-</b>	<b>-</b>	<b>-</b>	<b>-</b>	<b>-</b>	<b>-</b>	<b>-</b>
<b>Athletics (referees, ticket takers, etc)</b>	<b>-</b>	<b>-</b>	<b>-</b>	<b>-</b>	<b>-</b>	<b>-</b>	<b>-</b>	<b>5,000</b>
<b>Total General Fund</b>	<b>98,663</b>	<b>112,191</b>	<b>172,780</b>	<b>96,656</b>	<b>71,175</b>	<b>57,446</b>	<b>64,779</b>	<b>112,205</b>
<b>Total School Food and Nutrition Services</b>	<b>9,565</b>	<b>11,210</b>	<b>57,742</b>	<b>3,504</b>	<b>6,526</b>	<b>6,615</b>	<b>9,466</b>	<b>13,335</b>
<b>Total Special Revenue Funds</b>	<b>60,684</b>	<b>63,286</b>	<b>91,093</b>	<b>16,243</b>	<b>27,268</b>	<b>35,262</b>	<b>97,093</b>	<b>2,747</b>
<b>Grand Total</b>	<b>168,912</b>	<b>186,687</b>	<b>321,615</b>	<b>116,403</b>	<b>104,969</b>	<b>99,323</b>	<b>171,338</b>	<b>128,287</b>

**PURCHASED PROFESSIONAL  
AND TECHNICAL SERVICES (object 300)**

	McLaughlin	Parkside	Southside	Central	Memorial	West	MST	District Wide
<b>Allocation to Schools</b>								
Legal	-	-	-	-	-	-	-	240,000
Audit	-	-	-	-	-	-	-	90,000
Office Team/Account Temps	-	-	-	-	-	-	-	2,500
Callogex Substitute Calling Service	849	725	949	1,903	1,800	1,065	399	-
Courier	190	163	213	427	403	239	89	-
Regular Instruction	78	67	88	678	640	379	142	-
Waste Management	5,170	5,254	7,217	9,897	8,117	7,383	7,217	-
Translation/Interpreter Services	489	417	547	1,096	1,037	613	230	5,500
<b>Total Allocation to Schools</b>	<b>6,776</b>	<b>6,626</b>	<b>9,014</b>	<b>14,001</b>	<b>11,997</b>	<b>9,679</b>	<b>8,077</b>	<b>338,000</b>
<b>Special Education</b>								
Visually Impaired	2,833	3,919	4,263	6,408	6,144	5,932	1,642	-
Nursing Services	20,672	28,594	31,105	46,754	44,823	43,277	11,978	-
Speech Pathology	20,672	28,594	31,105	46,754	44,823	43,277	11,978	-
Physical & Occupational Therapy	16,538	22,875	24,884	37,403	35,858	34,621	9,583	-
All Other Special Education Services	37,210	51,468	55,989	84,158	80,681	77,898	21,561	-
<b>Total Special Education</b>	<b>97,925</b>	<b>135,450</b>	<b>147,346</b>	<b>221,477</b>	<b>212,329</b>	<b>205,005</b>	<b>56,742</b>	<b>-</b>
<b>Technology</b>								
Erate Consultant	-	-	-	-	-	-	-	15,000
IT Consultant	-	-	-	-	-	-	-	45,600
Follett Aspen Training	-	-	-	-	-	-	-	5,000
T21 Professional Development	-	-	-	-	-	-	-	20,000
<b>Total Technology</b>	<b>-</b>	<b>-</b>	<b>-</b>	<b>-</b>	<b>-</b>	<b>-</b>	<b>-</b>	<b>85,600</b>
<b>Athletics (referees, ticket takers, etc)</b>	<b>5,000</b>	<b>5,000</b>	<b>5,000</b>	<b>44,000</b>	<b>46,000</b>	<b>35,000</b>	<b>-</b>	<b>-</b>
<b>Total General Fund</b>	<b>109,701</b>	<b>147,076</b>	<b>161,360</b>	<b>279,478</b>	<b>270,326</b>	<b>249,684</b>	<b>64,819</b>	<b>423,600</b>
<b>Total School Food and Nutrition Services</b>	<b>12,217</b>	<b>10,387</b>	<b>13,282</b>	<b>14,788</b>	<b>15,766</b>	<b>11,290</b>	<b>2,582</b>	<b>-</b>
<b>Total Special Revenue Funds</b>	<b>8,272</b>	<b>2,568</b>	<b>2,632</b>	<b>16,640</b>	<b>35,496</b>	<b>16,111</b>	<b>51,589</b>	<b>64,053</b>
<b>Grand Total</b>	<b>130,190</b>	<b>160,031</b>	<b>177,274</b>	<b>310,906</b>	<b>321,588</b>	<b>277,085</b>	<b>118,990</b>	<b>487,653</b>

**REPAIRS AND MAINTENANCE (object 430)**

	<b>Budget FY17</b>	<b>Bakersville</b>	<b>Beech</b>	<b>Gossler</b>	<b>Green Acres</b>	<b>Hallsville</b>	<b>Highland Goffes Falls</b>	<b>Jewett</b>
<b>Allocation to Schools</b>								
Alarms-Monitor and Repair (Pelmac)	28,800	618	888	706	848	502	749	681
Alarms-Responder (US Security)	11,205	190	274	218	261	155	231	210
Maintenance of Copiers	123,139	2,308	3,769	4,177	5,828	2,449	4,308	2,335
Elevator Maintenance	60,000	2,044	2,938	268	-	1,661	2,478	268
Other Budgeted Items	20,000	330	475	377	453	268	400	364
<b>Total Allocation to Schools</b>	<b>243,144</b>	<b>5,490</b>	<b>8,344</b>	<b>5,746</b>	<b>7,390</b>	<b>5,035</b>	<b>8,166</b>	<b>3,858</b>
<b>Special Education</b>	-	-	-	-	-	-	-	-
<b>Technology</b>								
Finance Software Maintenance (MUNIS)	122,735	-	-	-	-	-	-	-
Student Information System (Aspen)	180,564	-	-	-	-	-	-	-
Medicaid Software	45,000	-	-	-	-	-	-	-
Emergency Notification System	28,500	-	-	-	-	-	-	-
Transportation Software (VersaTrans)	8,000	-	-	-	-	-	-	-
Human Resources Application Software	5,550	-	-	-	-	-	-	-
Network Support	24,000	-	-	-	-	-	-	-
Computer Repairs	23,237	-	-	-	-	-	-	-
Intercom Maintenance	5,600	-	-	-	-	-	-	-
Service plan for ID card printers	3,913	-	-	-	-	-	-	-
Email Hosting	2,500	-	-	-	-	-	-	-
<b>Total Technology</b>	<b>449,599</b>	<b>-</b>	<b>-</b>	<b>-</b>	<b>-</b>	<b>-</b>	<b>-</b>	<b>-</b>
<b>Athletics</b>	<b>11,458</b>							
<b>Total General Fund</b>	<b>704,201</b>	<b>5,490</b>	<b>8,344</b>	<b>5,746</b>	<b>7,390</b>	<b>5,035</b>	<b>8,166</b>	<b>3,858</b>
<b>Total School Food and Nutrition Services</b>	<b>105,000</b>	<b>3,752</b>	<b>7,101</b>	<b>4,494</b>	<b>2,562</b>	<b>2,978</b>	<b>3,146</b>	<b>2,138</b>
<b>Total Special Revenue Funds</b>	<b>5,210</b>	<b>-</b>	<b>-</b>	<b>-</b>	<b>174</b>	<b>-</b>	<b>-</b>	<b>-</b>
<b>Grand Total</b>	<b>814,411</b>	<b>9,242</b>	<b>15,445</b>	<b>10,240</b>	<b>10,126</b>	<b>8,013</b>	<b>11,312</b>	<b>5,996</b>

**REPAIRS AND MAINTENANCE (object 430)**

	McDonough	Northwest	Parker Varney	Smyth	Webster	Weston	Wilson	Hillside
<b>Allocation to Schools</b>								
Alarms-Monitor and Repair (Pelmac)	868	1,078	907	624	700	764	724	1,098
Alarms-Responder (US Security)	268	332	280	192	216	236	223	88
Maintenance of Copiers	4,888	6,485	3,533	3,177	3,764	4,388	4,095	7,259
Elevator Maintenance	2,872	3,567	3,000	268	2,315	2,529	2,397	2,125
Other Budgeted Items	464	576	484	333	374	409	387	599
<b>Total Allocation to Schools</b>	<b>9,360</b>	<b>12,038</b>	<b>8,204</b>	<b>4,594</b>	<b>7,369</b>	<b>8,326</b>	<b>7,826</b>	<b>11,169</b>
<b>Special Education</b>	-	-	-	-	-	-	-	-
<b>Technology</b>								
Finance Software Maintenance (MUNIS)	-	-	-	-	-	-	-	-
Student Information System (Aspen)	-	-	-	-	-	-	-	-
Medicaid Software	-	-	-	-	-	-	-	-
Emergency Notification System	-	-	-	-	-	-	-	-
Transportation Software (VersaTrans)	-	-	-	-	-	-	-	-
Human Resources Application Software	-	-	-	-	-	-	-	-
Network Support	-	-	-	-	-	-	-	-
Computer Repairs	-	-	-	-	-	-	-	-
Intercom Maintenance	-	-	-	-	-	-	-	-
Service plan for ID card printers	-	-	-	-	-	-	-	-
Email Hosting	-	-	-	-	-	-	-	-
<b>Total Technology</b>	<b>-</b>	<b>-</b>	<b>-</b>	<b>-</b>	<b>-</b>	<b>-</b>	<b>-</b>	<b>-</b>
<b>Athletics</b>								
<b>Total General Fund</b>	<b>9,360</b>	<b>12,038</b>	<b>8,204</b>	<b>4,594</b>	<b>7,369</b>	<b>8,326</b>	<b>7,826</b>	<b>11,169</b>
<b>Total School Food and Nutrition Services</b>	<b>5,249</b>	<b>6,151</b>	<b>1,715</b>	<b>1,923</b>	<b>3,581</b>	<b>3,630</b>	<b>5,194</b>	<b>7,317</b>
<b>Total Special Revenue Funds</b>	<b>-</b>	<b>-</b>	<b>-</b>	<b>-</b>	<b>-</b>	<b>-</b>	<b>-</b>	<b>-</b>
<b>Grand Total</b>	<b>14,609</b>	<b>18,189</b>	<b>9,919</b>	<b>6,517</b>	<b>10,950</b>	<b>11,956</b>	<b>13,020</b>	<b>18,486</b>

**REPAIRS AND MAINTENANCE (object 430)**

	McLaughlin	Parkside	Southside	Central	Memorial	West	MST	District Wide
<b>Allocation to Schools</b>								
Alarms-Monitor and Repair (Pelmac)	987	843	1,104	4,831	4,566	2,702	1,012	1,000
Alarms-Responder (US Security)	299	141	52	978	4,157	626	579	1,000
Maintenance of Copiers	5,763	6,168	7,124	13,474	13,699	8,798	3,177	2,173
Elevator Maintenance	1,910	1,630	2,135	9,736	9,964	5,895	-	-
Other Budgeted Items	539	460	602	1,484	1,403	830	311	8,078
<b>Total Allocation to Schools</b>	<b>9,498</b>	<b>9,242</b>	<b>11,017</b>	<b>30,503</b>	<b>33,789</b>	<b>18,851</b>	<b>5,079</b>	<b>12,251</b>
<b>Special Education</b>								
	-	-	-	-	-	-	-	-
<b>Technology</b>								
Finance Software Maintenance (MUNIS)	-	-	-	-	-	-	-	122,735
Student Information System (Aspen)	-	-	-	-	-	-	-	180,564
Medicaid Software	-	-	-	-	-	-	-	45,000
Emergency Notification System	-	-	-	-	-	-	-	28,500
Transportation Software (VersaTrans)	-	-	-	-	-	-	-	8,000
Human Resources Application Software	-	-	-	-	-	-	-	5,550
Network Support	-	-	-	-	-	-	-	24,000
Computer Repairs	-	-	-	-	-	-	-	23,237
Intercom Maintenance	-	-	-	-	-	-	-	5,600
Service plan for ID card printers	-	-	-	-	-	-	-	3,913
Email Hosting	-	-	-	-	-	-	-	2,500
<b>Total Technology</b>	<b>-</b>	<b>-</b>	<b>-</b>	<b>-</b>	<b>-</b>	<b>-</b>	<b>-</b>	<b>449,599</b>
								11,458
<b>Athletics</b>								
<b>Total General Fund</b>	<b>9,498</b>	<b>9,242</b>	<b>11,017</b>	<b>30,503</b>	<b>33,789</b>	<b>18,851</b>	<b>5,079</b>	<b>473,308</b>
<b>Total School Food and Nutrition Services</b>	<b>6,704</b>	<b>5,700</b>	<b>7,288</b>	<b>8,114</b>	<b>8,651</b>	<b>6,195</b>	<b>1,417</b>	<b>-</b>
<b>Total Special Revenue Funds</b>	<b>9</b>	<b>-</b>	<b>-</b>	<b>-</b>	<b>27</b>	<b>-</b>	<b>5,000</b>	<b>-</b>
<b>Grand Total</b>	<b>16,211</b>	<b>14,942</b>	<b>18,305</b>	<b>38,617</b>	<b>42,467</b>	<b>25,046</b>	<b>11,496</b>	<b>473,308</b>

**RENTAL OF LAND  
AND BUILDINGS (OBJECT 441)**

	<b>Budget FY17</b>	<b>Bakersville</b>	<b>Beech</b>	<b>Gossler</b>	<b>Green Acres</b>	<b>Hallsville</b>	<b>Highland Goffes Falls</b>	<b>Jewett</b>
<b>Athletics</b>	10,606	-	-	-	-	-	-	-
<b>District Wide</b>	32,068	-	-	-	-	-	-	-
<b>Total General Fund</b>	<u>42,674</u>	-	-	-	-	-	-	-
<b>Total School Food and Nutrition Services</b>	-	-	-	-	-	-	-	-
<b>Total Special Revenue Funds</b>	20,150	-	-	-	-	-	-	-
<b>Grand Total</b>	<u>62,824</u>	-	-	-	-	-	-	-

**RENTAL OF LAND  
AND BUILDINGS (OBJECT 441)**

	McDonough	Northwest	Parker Varney	Smyth	Webster	Weston	Wilson	Hillside
<b>Athletics</b>	-	-	-	-	-	-	-	-
<b>District Wide</b>	-	-	-	-	-	-	-	-
<b>Total General Fund</b>	-	-	-	-	-	-	-	-
<b>Total School Food and Nutrition Services</b>	-	-	-	-	-	-	-	-
<b>Total Special Revenue Funds</b>	-	-	-	-	-	-	-	-
<b>Grand Total</b>	-	-	-	-	-	-	-	-



**RENTAL OF LAND  
AND BUILDINGS (OBJECT 441)**

	McLaughlin	Parkside	Southside	Central	Memorial	West	MST	District Wide
Athletics	-	-	-	4,500	3,606	2,500	-	-
District Wide	-	-	-	-	-	-	-	32,068
<b>Total General Fund</b>	<b>-</b>	<b>-</b>	<b>-</b>	<b>4,500</b>	<b>3,606</b>	<b>2,500</b>	<b>-</b>	<b>32,068</b>
Total School Food and Nutrition Services	-	-	-	-	-	-	-	-
Total Special Revenue Funds	-	-	-	-	-	-	150	20,000
<b>Grand Total</b>	<b>-</b>	<b>-</b>	<b>-</b>	<b>4,500</b>	<b>3,606</b>	<b>2,500</b>	<b>150</b>	<b>52,068</b>

RENTAL OF EQUIPMENT (object 442 )

	Budget FY17	Bakersville	Beech	Gossler	Green Acres	Hallsville	Highland Goffes Falls	Jewett
<b>Allocation to Schools</b>								
Copiers	93,535	4,636	-	4,636	-	-	-	4,636
Rental of Truancy Vehicle	3,420	-	-	-	-	-	-	-
<b>Total Allocation to Schools</b>	<u>96,955</u>	<u>4,636</u>	<u>-</u>	<u>4,636</u>	<u>-</u>	<u>-</u>	<u>-</u>	<u>4,636</u>
<b>Total General Fund</b>	<u>96,955</u>	<u>4,636</u>	<u>-</u>	<u>4,636</u>	<u>-</u>	<u>-</u>	<u>-</u>	<u>4,636</u>
<b>Total School Food and Nutrition Services</b>	-	-	-	-	-	-	-	-
<b>Total Special Revenue Funds</b>	-	-	-	-	-	-	-	-
<b>Grand Total</b>	<u><u>96,955</u></u>	<u><u>4,636</u></u>	<u><u>-</u></u>	<u><u>4,636</u></u>	<u><u>-</u></u>	<u><u>-</u></u>	<u><u>-</u></u>	<u><u>4,636</u></u>

**RENTAL OF EQUIPMENT (object 442 )**

	McDonough	Northwest	Parker Varney	Smyth	Webster	Weston	Wilson	Hillside
<b>Allocation to Schools</b>								
Copiers	6,220	9,272	4,636	-	4,636	-	-	9,272
Rental of Truancy Vehicle	-	-	-	-	-	-	-	-
<b>Total Allocation to Schools</b>	<b>6,220</b>	<b>9,272</b>	<b>4,636</b>	<b>-</b>	<b>4,636</b>	<b>-</b>	<b>-</b>	<b>9,272</b>
<b>Total General Fund</b>	<b>6,220</b>	<b>9,272</b>	<b>4,636</b>	<b>-</b>	<b>4,636</b>	<b>-</b>	<b>-</b>	<b>9,272</b>
<b>Total School Food and Nutrition Services</b>	-	-	-	-	-	-	-	-
<b>Total Special Revenue Funds</b>	-	-	-	-	-	-	-	-
<b>Grand Total</b>	<b>6,220</b>	<b>9,272</b>	<b>4,636</b>	<b>-</b>	<b>4,636</b>	<b>-</b>	<b>-</b>	<b>9,272</b>

**RENTAL OF EQUIPMENT (object 442 )**

	<b>McLaughlin</b>	<b>Parkside</b>	<b>Southside</b>	<b>Central</b>	<b>Memorial</b>	<b>West</b>	<b>MST</b>	<b>District Wide</b>
<b>Allocation to Schools</b>								
Copiers	11,430	4,636	4,636	4,636	9,272	4,636	1,709	4,636
Rental of Truancy Vehicle	-	-	-	-	-	-	-	3,420
<b>Total Allocation to Schools</b>	<b>11,430</b>	<b>4,636</b>	<b>4,636</b>	<b>4,636</b>	<b>9,272</b>	<b>4,636</b>	<b>1,709</b>	<b>8,056</b>
<b>Total General Fund</b>	<b>11,430</b>	<b>4,636</b>	<b>4,636</b>	<b>4,636</b>	<b>9,272</b>	<b>4,636</b>	<b>1,709</b>	<b>8,056</b>
<b>Total School Food and Nutrition Services</b>	-	-	-	-	-	-	-	-
<b>Total Special Revenue Funds</b>	-	-	-	-	-	-	-	-
<b>Grand Total</b>	<b>11,430</b>	<b>4,636</b>	<b>4,636</b>	<b>4,636</b>	<b>9,272</b>	<b>4,636</b>	<b>1,709</b>	<b>8,056</b>

**TRANSPORTATION  
REGULAR EDUCATION (object code 510)**

	<b>Budget FY17</b>	<b>Bakersville</b>	<b>Beech</b>	<b>Gossler</b>	<b>Green Acres</b>	<b>Hallsville</b>	<b>Highland Goffes Falls</b>	<b>Jewett</b>
<b>Allocation to Schools</b>								
Home to School	2,605,093	22,030	22,030	-	176,238	-	132,179	-
Homeless (parents and other districts)	18,251							
Music Transportation	10,345	-	-	-	-	-	-	-
High School Bus Ticket Sales	(59,228)							
McKinney Vinto Afterschool Reimb.	(31,890)	(360)	(360)	-	(2,882)	-	(2,162)	-
Alternative Learning for Freshman	3,000	-	-	-	-	-	-	-
Fuel Adjustment	16,832	-	-	-	-	-	-	-
<b>Allocation to Schools</b>	<b>2,562,403</b>	<b>21,670</b>	<b>21,670</b>	<b>-</b>	<b>173,356</b>	<b>-</b>	<b>130,017</b>	<b>-</b>
<b>Athletics</b>	<b>118,223</b>	<b>-</b>	<b>-</b>	<b>-</b>	<b>-</b>	<b>-</b>	<b>-</b>	<b>-</b>
<b>Total General Fund</b>	<b>2,680,626</b>	<b>21,670</b>	<b>21,670</b>	<b>-</b>	<b>173,356</b>	<b>-</b>	<b>130,017</b>	<b>-</b>
<b>Total School Food and Nutrition Services</b>	<b>-</b>	<b>-</b>	<b>-</b>	<b>-</b>	<b>-</b>	<b>-</b>	<b>-</b>	<b>-</b>
<b>Total Special Revenue Funds</b>	<b>79,838</b>	<b>5,895</b>	<b>5,925</b>	<b>5,474</b>	<b>-</b>	<b>5,372</b>	<b>308</b>	<b>5,430</b>
<b>Grand Total</b>	<b>2,760,464</b>	<b>27,565</b>	<b>27,595</b>	<b>5,474</b>	<b>173,356</b>	<b>5,372</b>	<b>130,325</b>	<b>5,430</b>

**TRANSPORTATION  
REGULAR EDUCATION (object code 510)**

	McDonough	Northwest	Parker Varney	Smyth	Webster	Weston	Wilson	Hillside
<b>Allocation to Schools</b>								
Home to School	44,060	66,089	66,089	44,060	132,179	110,149	-	198,268
Homeless (parents and other districts)								
Music Transportation	-	-	-	-	-	-	-	436
High School Bus Ticket Sales								
McKinney Vinto Afterschool Reimb.	(721)	(1,081)	(1,081)	(721)	(2,162)	(1,802)	-	(3,243)
Alternative Learning for Freshman	-	-	-	-	-	-	-	-
Fuel Adjustment	-	-	-	-	-	-	-	-
<b>Allocation to Schools</b>	<b>43,339</b>	<b>65,008</b>	<b>65,008</b>	<b>43,339</b>	<b>130,017</b>	<b>108,347</b>	<b>-</b>	<b>195,461</b>
<b>Athletics</b>	<b>-</b>	<b>-</b>	<b>-</b>	<b>-</b>	<b>-</b>	<b>-</b>	<b>-</b>	<b>9,985</b>
<b>Total General Fund</b>	<b>43,339</b>	<b>65,008</b>	<b>65,008</b>	<b>43,339</b>	<b>130,017</b>	<b>108,347</b>	<b>-</b>	<b>205,446</b>
<b>Total School Food and Nutrition Services</b>	<b>-</b>	<b>-</b>	<b>-</b>	<b>-</b>	<b>-</b>	<b>-</b>	<b>-</b>	<b>-</b>
<b>Total Special Revenue Funds</b>	<b>5,576</b>	<b>6,026</b>	<b>5,474</b>	<b>154</b>	<b>463</b>	<b>617</b>	<b>7,737</b>	<b>837</b>
<b>Grand Total</b>	<b>48,915</b>	<b>71,034</b>	<b>70,482</b>	<b>43,493</b>	<b>130,480</b>	<b>108,964</b>	<b>7,737</b>	<b>206,283</b>

**TRANSPORTATION  
REGULAR EDUCATION (object code 510)**

	<b>McLaughlin</b>	<b>Parkside</b>	<b>Southside</b>	<b>Central</b>	<b>Memorial</b>	<b>West</b>	<b>MST</b>	<b>District Wide</b>
<b>Allocation to Schools</b>								
Home to School	330,446	187,253	220,298	44,060	110,146	44,060	82,685	572,774
Homeless (parents and other districts)								18,251
Music Transportation	392	334	438	3,491	3,301	1,953	-	-
High School Bus Ticket Sales				(23,646)	(22,357)	(13,225)	-	-
McKinney Vinto Afterschool Reimb.	(5,405)	(3,063)	(3,603)	(721)	(1,802)	(721)	-	-
Alternative Learning for Freshman	-	-	-	-	-	3,000	-	-
Fuel Adjustment	-	-	-	-	-	-	-	16,832
<b>Allocation to Schools</b>	<b>325,433</b>	<b>184,524</b>	<b>217,133</b>	<b>23,184</b>	<b>89,288</b>	<b>35,067</b>	<b>82,685</b>	<b>607,857</b>
<b>Athletics</b>	<b>8,876</b>	<b>7,167</b>	<b>5,936</b>	<b>34,323</b>	<b>29,303</b>	<b>22,633</b>	<b>-</b>	<b>-</b>
<b>Total General Fund</b>	<b>334,309</b>	<b>191,691</b>	<b>223,069</b>	<b>57,507</b>	<b>118,591</b>	<b>57,700</b>	<b>82,685</b>	<b>607,857</b>
<b>Total School Food and Nutrition Services</b>	<b>-</b>	<b>-</b>	<b>-</b>	<b>-</b>	<b>-</b>	<b>-</b>	<b>-</b>	<b>-</b>
<b>Total Special Revenue Funds</b>	<b>993</b>	<b>528</b>	<b>837</b>	<b>1,850</b>	<b>3,862</b>	<b>771</b>	<b>12,354</b>	<b>3,355</b>
<b>Grand Total</b>	<b>335,302</b>	<b>192,219</b>	<b>223,906</b>	<b>59,357</b>	<b>122,453</b>	<b>58,471</b>	<b>95,039</b>	<b>611,212</b>

**SPECIALIZED  
TRANSPORTATION (object 513)**

	<b>Budget FY17</b>	<b>Bakersville</b>	<b>Beech</b>	<b>Gossler</b>	<b>Green Acres</b>	<b>Hallsville</b>	<b>Highland Goffes Falls</b>	<b>Jewett</b>
<b>Special Education</b>								
Specialized Transportation	2,712,053	69,935	81,159	61,301	57,848	50,077	76,842	125,193
McKinney Vinto Afterschool Reimb.	(38,826)	-	-	-	-	-	-	-
Fuel	37,596	-	-	-	-	-	-	-
Other	8,018	-	-	-	-	-	-	-
<b>Total General Fund</b>	<b>2,718,841</b>	<b>69,935</b>	<b>81,159</b>	<b>61,301</b>	<b>57,848</b>	<b>50,077</b>	<b>76,842</b>	<b>125,193</b>
<b>Total School Food and Nutrition Services</b>	<b>-</b>	<b>-</b>	<b>-</b>	<b>-</b>	<b>-</b>	<b>-</b>	<b>-</b>	<b>-</b>
<b>Total Special Revenue Funds</b>	<b>27,452</b>	<b>3,036</b>	<b>3,052</b>	<b>2,820</b>	<b>196</b>	<b>2,768</b>	<b>-</b>	<b>2,798</b>
<b>Grand Total</b>	<b>2,746,293</b>	<b>72,971</b>	<b>84,211</b>	<b>64,121</b>	<b>58,044</b>	<b>52,845</b>	<b>76,842</b>	<b>127,991</b>



**SPECIALIZED  
TRANSPORTATION (object 513)**

	McDonough	Northwest	Parker Varney	Smyth	Webster	Weston	Wilson	Hillside
<b>Special Education</b>								
Specialized Transportation	88,067	100,154	158,002	87,203	63,028	49,214	56,984	73,532
McKinney Vinto Afterschool Reimb.	-	-	-	-	-	-	-	-
Fuel	-	-	-	-	-	-	-	-
Other	-	-	-	-	-	-	-	-
<b>Total General Fund</b>	<b>88,067</b>	<b>100,154</b>	<b>158,002</b>	<b>87,203</b>	<b>63,028</b>	<b>49,214</b>	<b>56,984</b>	<b>73,532</b>
<b>Total School Food and Nutrition Services</b>	-	-	-	-	-	-	-	-
<b>Total Special Revenue Funds</b>	<b>2,872</b>	<b>3,105</b>	<b>2,820</b>	-	-	-	<b>3,985</b>	-
<b>Grand Total</b>	<b>90,939</b>	<b>103,259</b>	<b>160,822</b>	<b>87,203</b>	<b>63,028</b>	<b>49,214</b>	<b>60,969</b>	<b>73,532</b>

**SPECIALIZED  
TRANSPORTATION (object 513)**

	<b>McLaughlin</b>	<b>Parkside</b>	<b>Southside</b>	<b>Central</b>	<b>Memorial</b>	<b>West</b>	<b>MST</b>	<b>District Wide</b>
<b>Special Education</b>								
Specialized Transportation	72,183	99,842	108,612	159,212	152,633	147,369	40,790	732,873
McKinney Vinto Afterschool Reimb.	-	-	-	-	-	-	-	(38,826)
Fuel	-	-	-	-	-	-	-	37,596
Other	-	-	-	-	-	-	-	8,018
<b>Total General Fund</b>	<b>72,183</b>	<b>99,842</b>	<b>108,612</b>	<b>159,212</b>	<b>152,633</b>	<b>147,369</b>	<b>40,790</b>	<b>739,661</b>
<b>Total School Food and Nutrition Services</b>	-	-	-	-	-	-	-	-
<b>Total Special Revenue Funds</b>	-	-	-	-	-	-	-	-
<b>Grand Total</b>	<b>72,183</b>	<b>99,842</b>	<b>108,612</b>	<b>159,212</b>	<b>152,633</b>	<b>147,369</b>	<b>40,790</b>	<b>739,661</b>

**INSURANCE (object 520)**

	<b>Budget FY17</b>	<b>Bakersville</b>	<b>Beech</b>	<b>Gossler</b>	<b>Green Acres</b>	<b>Hallsville</b>	<b>Highland Goffes Falls</b>	<b>Jewett</b>
<b>Allocation to Schools</b>								
Property Insurance Policy	229,365	4,421	7,285	3,034	5,222	3,149	6,043	3,002
Playground Equipment	2,146	124	178	142	171	101	151	137
Commercial Crime	7,816	-	-	-	-	-	-	-
Treasurer's Bond	3,975	-	-	-	-	-	-	-
Excess Worker's Compensation Coverage	5,224	-	-	-	-	-	-	-
District Claims	100,826	-	-	-	-	-	-	-
<b>Total Allocation to Schools</b>	<b>349,352</b>	<b>4,545</b>	<b>7,463</b>	<b>3,176</b>	<b>5,393</b>	<b>3,250</b>	<b>6,194</b>	<b>3,139</b>
<b>Special Education</b>	<b>-</b>	<b>-</b>	<b>-</b>	<b>-</b>	<b>-</b>	<b>-</b>	<b>-</b>	<b>-</b>
<b>Athletics</b>	<b>12,537</b>	<b>-</b>	<b>-</b>	<b>-</b>	<b>-</b>	<b>-</b>	<b>-</b>	<b>-</b>
<b>Total General Fund</b>	<b>361,889</b>	<b>4,545</b>	<b>7,463</b>	<b>3,176</b>	<b>5,393</b>	<b>3,250</b>	<b>6,194</b>	<b>3,139</b>
<b>Total School Food and Nutrition Services</b>	<b>-</b>	<b>-</b>	<b>-</b>	<b>-</b>	<b>-</b>	<b>-</b>	<b>-</b>	<b>-</b>
<b>Total Special Revenue Funds</b>	<b>-</b>	<b>-</b>	<b>-</b>	<b>-</b>	<b>-</b>	<b>-</b>	<b>-</b>	<b>-</b>
<b>Grand Total</b>	<b>361,889</b>	<b>4,545</b>	<b>7,463</b>	<b>3,176</b>	<b>5,393</b>	<b>3,250</b>	<b>6,194</b>	<b>3,139</b>

**INSURANCE (object 520)**

	<b>McDonough</b>	<b>Northwest</b>	<b>Parker Varney</b>	<b>Smyth</b>	<b>Webster</b>	<b>Weston</b>	<b>Wilson</b>	<b>Hillside</b>
<b>Allocation to Schools</b>								
Property Insurance Policy	7,315	6,251	6,096	3,002	5,751	6,537	3,037	14,557
Playground Equipment	175	217	183	126	141	154	146	-
Commercial Crime	-	-	-	-	-	-	-	-
Treasurer's Bond	-	-	-	-	-	-	-	-
Excess Worker's Compensation Coverage	-	-	-	-	-	-	-	-
District Claims	-	-	-	-	-	-	-	-
<b>Total Allocation to Schools</b>	<b>7,490</b>	<b>6,468</b>	<b>6,279</b>	<b>3,128</b>	<b>5,892</b>	<b>6,691</b>	<b>3,183</b>	<b>14,557</b>
<b>Special Education</b>	-	-	-	-	-	-	-	-
<b>Athletics</b>	-	-	-	-	-	-	-	-
<b>Total General Fund</b>	<b>7,490</b>	<b>6,468</b>	<b>6,279</b>	<b>3,128</b>	<b>5,892</b>	<b>6,691</b>	<b>3,183</b>	<b>14,557</b>
<b>Total School Food and Nutrition Services</b>	-	-	-	-	-	-	-	-
<b>Total Special Revenue Funds</b>	-	-	-	-	-	-	-	-
<b>Grand Total</b>	<b>7,490</b>	<b>6,468</b>	<b>6,279</b>	<b>3,128</b>	<b>5,892</b>	<b>6,691</b>	<b>3,183</b>	<b>14,557</b>

**INSURANCE (object 520)**

	<b>McLaughlin</b>	<b>Parkside</b>	<b>Southside</b>	<b>Central</b>	<b>Memorial</b>	<b>West</b>	<b>MST</b>	<b>District Wide</b>
<b>Allocation to Schools</b>								
Property Insurance Policy	11,788	9,356	14,530	46,754	25,129	21,702	13,759	1,644
Playground Equipment	-	-	-	-	-	-	-	-
Commercial Crime	-	-	-	-	-	-	-	7,816
Treasurer's Bond	-	-	-	-	-	-	-	3,975
Excess Worker's Compensation Coverage	-	-	-	-	-	-	-	5,224
District Claims	-	-	-	-	-	-	-	100,826
<b>Total Allocation to Schools</b>	<b>11,788</b>	<b>9,356</b>	<b>14,530</b>	<b>46,754</b>	<b>25,129</b>	<b>21,702</b>	<b>13,759</b>	<b>119,485</b>
<b>Special Education</b>	-	-	-	-	-	-	-	-
<b>Athletics</b>	-	-	-	5,005	4,732	2,800	-	-
<b>Total General Fund</b>	<b>11,788</b>	<b>9,356</b>	<b>14,530</b>	<b>51,759</b>	<b>29,861</b>	<b>24,502</b>	<b>13,759</b>	<b>119,485</b>
<b>Total School Food and Nutrition Services</b>	-	-	-	-	-	-	-	-
<b>Total Special Revenue Funds</b>	-	-	-	-	-	-	-	-
<b>Grand Total</b>	<b>11,788</b>	<b>9,356</b>	<b>14,530</b>	<b>51,759</b>	<b>29,861</b>	<b>24,502</b>	<b>13,759</b>	<b>119,485</b>

**TELEPHONE (object 531)**

	<b>Budget FY17</b>	<b>Bakersville</b>	<b>Beech</b>	<b>Gossler</b>	<b>Green Acres</b>	<b>Hallsville</b>	<b>Highland Goffes Falls</b>	<b>Jewett</b>
<b>Allocation to Schools</b>								
Local and Long Distance	90,148	3,462	3,803	3,743	3,462	3,683	3,522	3,462
Cell Phone (Truancy Officer)	512	-	-	-	-	-	-	-
E-Rate reimbursement	(52,454)	(2,014)	(2,213)	(2,178)	(2,014)	(2,143)	(2,049)	(2,014)
<b>Total Allocation to Schools</b>	<b>38,206</b>	<b>1,447</b>	<b>1,590</b>	<b>1,565</b>	<b>1,447</b>	<b>1,540</b>	<b>1,473</b>	<b>1,447</b>
<b>Special Education</b>	<b>-</b>	<b>-</b>	<b>-</b>	<b>-</b>	<b>-</b>	<b>-</b>	<b>-</b>	<b>-</b>
<b>Technology</b>	<b>30,690</b>	<b>691</b>	<b>993</b>	<b>789</b>	<b>948</b>	<b>561</b>	<b>838</b>	<b>762</b>
<b>Athletics</b>	<b>480</b>	<b>-</b>	<b>-</b>	<b>-</b>	<b>-</b>	<b>-</b>	<b>-</b>	<b>-</b>
<b>Total General Fund</b>	<b>69,376</b>	<b>2,138</b>	<b>2,583</b>	<b>2,354</b>	<b>2,395</b>	<b>2,101</b>	<b>2,311</b>	<b>2,209</b>
<b>Total School Food and Nutrition Services</b>	<b>1,875</b>	<b>64</b>	<b>122</b>	<b>77</b>	<b>44</b>	<b>51</b>	<b>54</b>	<b>37</b>
<b>Total Special Revenue Funds</b>	<b>11,255</b>	<b>-</b>	<b>416</b>	<b>-</b>	<b>439</b>	<b>-</b>	<b>-</b>	<b>-</b>
<b>Grand Total</b>	<b>82,506</b>	<b>2,202</b>	<b>3,121</b>	<b>2,431</b>	<b>2,878</b>	<b>2,152</b>	<b>2,365</b>	<b>2,246</b>

**TELEPHONE (object 531)**

	<b>McDonough</b>	<b>Northwest</b>	<b>Parker Varney</b>	<b>Smyth</b>	<b>Webster</b>	<b>Weston</b>	<b>Wilson</b>	<b>Hillside</b>
<b>Allocation to Schools</b>								
Local and Long Distance	3,743	3,683	3,582	3,462	4,024	3,683	3,522	3,983
Cell Phone (Truancy Officer)	-	-	-	-	-	-	-	-
E-Rate reimbursement	(2,178)	(2,143)	(2,084)	(2,014)	(2,342)	(2,143)	(2,049)	(2,318)
<b>Total Allocation to Schools</b>	<b>1,565</b>	<b>1,540</b>	<b>1,498</b>	<b>1,447</b>	<b>1,683</b>	<b>1,540</b>	<b>1,473</b>	<b>1,665</b>
<b>Special Education</b>	-	-	-	-	-	-	-	-
<b>Technology</b>	971	1,205	1,014	698	782	855	810	1,432
<b>Athletics</b>	-	-	-	-	-	-	-	-
<b>Total General Fund</b>	<b>2,536</b>	<b>2,745</b>	<b>2,512</b>	<b>2,145</b>	<b>2,465</b>	<b>2,395</b>	<b>2,283</b>	<b>3,097</b>
<b>Total School Food and Nutrition Services</b>	<b>90</b>	<b>106</b>	<b>100</b>	<b>33</b>	<b>62</b>	<b>62</b>	<b>89</b>	<b>126</b>
<b>Total Special Revenue Funds</b>	-	416	-	-	-	-	428	-
<b>Grand Total</b>	<b>2,626</b>	<b>3,267</b>	<b>2,612</b>	<b>2,178</b>	<b>2,527</b>	<b>2,457</b>	<b>2,800</b>	<b>3,223</b>

TELEPHONE (object 531)

	McLaughlin	Parkside	Southside	Central	Memorial	West	MST	District Wide
<b>Allocation to Schools</b>								
Local and Long Distance	3,923	4,043	3,702	5,344	4,223	4,204	3,420	6,473
Cell Phone (Truancy Officer)	-	-	-	-	-	-	-	512
E-Rate reimbursement	(2,283)	(2,352)	(2,154)	(3,110)	(2,457)	(2,446)	(1,990)	(3,766)
<b>Total Allocation to Schools</b>	<b>1,640</b>	<b>1,690</b>	<b>1,548</b>	<b>2,235</b>	<b>1,766</b>	<b>1,758</b>	<b>1,430</b>	<b>3,219</b>
<b>Special Education</b>	-	-	-	-	-	-	-	-
<b>Technology</b>	1,287	1,098	1,439	2,884	2,726	1,613	604	5,690
<b>Athletics</b>	-	-	-	-	-	-	-	480
<b>Total General Fund</b>	<b>2,927</b>	<b>2,788</b>	<b>2,987</b>	<b>5,119</b>	<b>4,492</b>	<b>3,371</b>	<b>2,034</b>	<b>9,389</b>
<b>Total School Food and Nutrition Services</b>	<b>115</b>	<b>98</b>	<b>125</b>	<b>139</b>	<b>151</b>	<b>106</b>	<b>24</b>	-
<b>Total Special Revenue Funds</b>	<b>21</b>	-	-	-	<b>69</b>	<b>44</b>	-	<b>9,422</b>
<b>Grand Total</b>	<b>3,063</b>	<b>2,886</b>	<b>3,112</b>	<b>5,258</b>	<b>4,712</b>	<b>3,521</b>	<b>2,058</b>	<b>18,811</b>



**POSTAGE (object 534)**

	<b>Budget FY17</b>	<b>Bakersville</b>	<b>Beech</b>	<b>Gossler</b>	<b>Green Acres</b>	<b>Hallsville</b>	<b>Highland Goffes Falls</b>	<b>Jewett</b>
<b>Allocation to Schools</b>	45,848	681	979	778	935	553	826	751
<b>Special Education</b>	-	-	-	-	-	-	-	-
<b>Technology</b>	-	-	-	-	-	-	-	-
<b>Total General Fund</b>	<u>45,848</u>	<u>681</u>	<u>979</u>	<u>778</u>	<u>935</u>	<u>553</u>	<u>826</u>	<u>751</u>
<b>Total School Food and Nutrition Services</b>	3,000	109	206	131	74	87	91	62
<b>Total Special Revenue Funds</b>	1,332	-	-	-	27	-	-	-
<b>Grand Total</b>	<u>50,180</u>	<u>790</u>	<u>1,185</u>	<u>909</u>	<u>1,036</u>	<u>640</u>	<u>917</u>	<u>813</u>

**POSTAGE (object 534)**

	<b>McDonough</b>	<b>Northwest</b>	<b>Parker Varney</b>	<b>Smyth</b>	<b>Webster</b>	<b>Weston</b>	<b>Wilson</b>	<b>Hillside</b>
<b>Allocation to Schools</b>	957	1,189	1,000	688	771	843	799	1,430
<b>Special Education</b>	-	-	-	-	-	-	-	-
<b>Technology</b>	-	-	-	-	-	-	-	-
<b>Total General Fund</b>	<b>957</b>	<b>1,189</b>	<b>1,000</b>	<b>688</b>	<b>771</b>	<b>843</b>	<b>799</b>	<b>1,430</b>
<b>Total School Food and Nutrition Services</b>	<b>152</b>	<b>179</b>	<b>-</b>	<b>56</b>	<b>104</b>	<b>105</b>	<b>151</b>	<b>213</b>
<b>Total Special Revenue Funds</b>	<b>-</b>	<b>-</b>	<b>-</b>	<b>-</b>	<b>-</b>	<b>-</b>	<b>-</b>	<b>-</b>
<b>Grand Total</b>	<b>1,109</b>	<b>1,368</b>	<b>1,000</b>	<b>744</b>	<b>875</b>	<b>948</b>	<b>950</b>	<b>1,643</b>

**POSTAGE (object 534)**

	<b>McLaughlin</b>	<b>Parkside</b>	<b>Southside</b>	<b>Central</b>	<b>Memorial</b>	<b>West</b>	<b>MST</b>	<b>District Wide</b>
<b>Allocation to Schools</b>	1,285	1,097	1,438	2,978	2,815	1,665	542	20,848
<b>Special Education</b>	-	-	-	-	-	-	-	-
<b>Technology</b>	-	-	-	-	-	-	-	-
<b>Total General Fund</b>	<b>1,285</b>	<b>1,097</b>	<b>1,438</b>	<b>2,978</b>	<b>2,815</b>	<b>1,665</b>	<b>542</b>	<b>20,848</b>
<b>Total School Food and Nutrition Services</b>	<b>195</b>	<b>166</b>	<b>212</b>	<b>236</b>	<b>250</b>	<b>180</b>	<b>41</b>	<b>-</b>
<b>Total Special Revenue Funds</b>	<b>1</b>	<b>-</b>	<b>-</b>	<b>-</b>	<b>4</b>	<b>-</b>	<b>500</b>	<b>800</b>
<b>Grand Total</b>	<b>1,481</b>	<b>1,263</b>	<b>1,650</b>	<b>3,214</b>	<b>3,069</b>	<b>1,845</b>	<b>1,083</b>	<b>21,648</b>

**ADVERTISING (object 540)**

	<b>Budget FY17</b>	<b>Bakersville</b>	<b>Beech</b>	<b>Gossler</b>	<b>Green Acres</b>	<b>Hallsville</b>	<b>Highland Goffes Falls</b>	<b>Jewett</b>
<b>Allocation to Schools</b>	<b>5,800</b>	-	-	-	-	-	-	-
<b>Athletics</b>	<b>200</b>	-	-	-	-	-	-	-
<b>Total General Fund</b>	<b>6,000</b>	-	-	-	-	-	-	-
<b>Total School Food and Nutrition Services</b>	<b>1,000</b>	-	-	-	-	-	-	-
<b>Total Special Revenue Funds</b>	<b>-</b>	-	-	-	-	-	-	-
<b>Grand Total</b>	<b>7,000</b>	-	-	-	-	-	-	-

**ADVERTISING (object 540)**

	McDonough	Northwest	Parker Varney	Smyth	Webster	Weston	Wilson	Hillside
Allocation to Schools	-	-	-	-	-	-	-	-
Athletics	-	-	-	-	-	-	-	-
<b>Total General Fund</b>	-	-	-	-	-	-	-	-
<b>Total School Food and Nutrition Services</b>	-	-	<b>750</b>	-	-	-	-	-
<b>Total Special Revenue Funds</b>	-	-	-	-	-	-	-	-
<b>Grand Total</b>	-	-	<b>750</b>	-	-	-	-	-

**ADVERTISING (object 540)**

	<b>McLaughlin</b>	<b>Parkside</b>	<b>Southside</b>	<b>Central</b>	<b>Memorial</b>	<b>West</b>	<b>MST</b>	<b>District Wide</b>
<b>Allocation to Schools</b>	-	-	-	-	-	-	-	5,800
<b>Athletics</b>	-	-	-	-	-	-	-	200
<b>Total General Fund</b>	-	-	-	-	-	-	-	<b>6,000</b>
<b>Total School Food and Nutrition Services</b>	-	-	-	-	-	-	-	<b>250</b>
<b>Total Special Revenue Funds</b>	-	-	-	-	-	-	-	-
<b>Grand Total</b>	-	-	-	-	-	-	-	<b>6,250</b>

**PRINTING & BINDING (object 550)**

	<b>Budget FY17</b>	<b>Bakersville</b>	<b>Beech</b>	<b>Gossler</b>	<b>Green Acres</b>	<b>Hallsville</b>	<b>Highland Goffes Falls</b>	<b>Jewett</b>
<b>Allocation to Schools</b>								
Binding	10,000	203	292	232	278	165	246	224
Printing	35,000	232	333	265	318	188	281	256
<b>Special Education</b>	-	-	-	-	-	-	-	-
<b>Technology</b>	-	-	-	-	-	-	-	-
<b>Total General Fund</b>	<b>45,000</b>	<b>435</b>	<b>625</b>	<b>497</b>	<b>596</b>	<b>353</b>	<b>527</b>	<b>480</b>
<b>Total School Food and Nutrition Services</b>	<b>9,000</b>	<b>327</b>	<b>619</b>	<b>392</b>	<b>223</b>	<b>260</b>	<b>274</b>	<b>186</b>
<b>Total Special Revenue Funds</b>	<b>5,123</b>	-	-	-	-	-	-	-
<b>Grand Total</b>	<b>59,123</b>	<b>762</b>	<b>1,244</b>	<b>889</b>	<b>819</b>	<b>613</b>	<b>801</b>	<b>666</b>

**PRINTING & BINDING (object 550)**

	McDonough	Northwest	Parker Varney	Smyth	Webster	Weston	Wilson	Hillside
<b>Allocation to Schools</b>								
Binding	285	354	298	205	230	250	238	572
Printing	326	405	340	234	263	287	272	3,269
<b>Special Education</b>	-	-	-	-	-	-	-	-
<b>Technology</b>	-	-	-	-	-	-	-	-
<b>Total General Fund</b>	<b>611</b>	<b>759</b>	<b>638</b>	<b>439</b>	<b>493</b>	<b>537</b>	<b>510</b>	<b>3,841</b>
<b>Total School Food and Nutrition Services</b>	<b>457</b>	<b>536</b>	<b>-</b>	<b>168</b>	<b>312</b>	<b>316</b>	<b>453</b>	<b>638</b>
<b>Total Special Revenue Funds</b>	<b>-</b>	<b>-</b>	<b>-</b>	<b>-</b>	<b>-</b>	<b>-</b>	<b>-</b>	<b>-</b>
<b>Grand Total</b>	<b>1,068</b>	<b>1,295</b>	<b>638</b>	<b>607</b>	<b>805</b>	<b>853</b>	<b>963</b>	<b>4,479</b>



**PRINTING & BINDING (object 550)**

	<b>McLaughlin</b>	<b>Parkside</b>	<b>Southside</b>	<b>Central</b>	<b>Memorial</b>	<b>West</b>	<b>MST</b>	<b>District Wide</b>
<b>Allocation to Schools</b>								
Binding	514	439	575	1,638	1,548	916	298	-
Printing	2,938	2,508	3,285	5,955	5,630	3,331	1,084	3,000
<b>Special Education</b>	-	-	-	-	-	-	-	-
<b>Technology</b>	-	-	-	-	-	-	-	-
<b>Total General Fund</b>	<b>3,452</b>	<b>2,947</b>	<b>3,860</b>	<b>7,593</b>	<b>7,178</b>	<b>4,247</b>	<b>1,382</b>	<b>3,000</b>
<b>Total School Food and Nutrition Services</b>	<b>584</b>	<b>497</b>	<b>635</b>	<b>707</b>	<b>753</b>	<b>540</b>	<b>123</b>	<b>-</b>
<b>Total Special Revenue Funds</b>	-	-	-	-	-	-	-	<b>5,123</b>
<b>Grand Total</b>	<b>4,036</b>	<b>3,444</b>	<b>4,495</b>	<b>8,300</b>	<b>7,931</b>	<b>4,787</b>	<b>1,505</b>	<b>8,123</b>

TUITION (object 560)

	Budget FY17	Bakersville	Beech	Gossler	Green Acres	Hallsville	Highland Goffes Falls	Jewett
<b>Allocation to Schools</b>								
Regular instruction	35,746	-	-	-	-	-	-	-
<b>Total Allocation to Schools</b>	<u>35,746</u>	<u>-</u>	<u>-</u>	<u>-</u>	<u>-</u>	<u>-</u>	<u>-</u>	<u>-</u>
<b>Special Education</b>								
Special Education	2,049,936	-	-	-	-	-	-	-
Learning Disabled	291,211	-	-	-	-	-	-	-
Emotionally Handicapped	1,158,800	-	-	-	-	-	-	-
Autism	1,259,217	-	-	-	-	-	-	-
Emotional Behavior Disorders	442,385	-	-	-	-	-	-	-
Deaf and Hard of Hearing	781,562	-	-	-	-	-	-	-
<b>Total Special Education</b>	<u>5,983,111</u>	<u>-</u>	<u>-</u>	<u>-</u>	<u>-</u>	<u>-</u>	<u>-</u>	<u>-</u>
<b>Total General Fund</b>	<b>6,018,857</b>	-	-	-	-	-	-	-
<b>Total School Food and Nutrition Services</b>	-	-	-	-	-	-	-	-
<b>Total Special Revenue Funds</b>	<b>40,858</b>	-	-	-	-	-	-	-
<b>Grand Total</b>	<u><u>6,059,715</u></u>	<u><u>-</u></u>	<u><u>-</u></u>	<u><u>-</u></u>	<u><u>-</u></u>	<u><u>-</u></u>	<u><u>-</u></u>	<u><u>-</u></u>

**TUITION (object 560)**

	McDonough	Northwest	Parker Varney	Smyth	Webster	Weston	Wilson	Hillside
<b>Allocation to Schools</b>								
Regular instruction	-	-	-	-	-	-	-	-
<b>Total Allocation to Schools</b>	-	-	-	-	-	-	-	-
<b>Special Education</b>								
Special Education	-	-	-	-	-	-	-	-
Learning Disabled	-	-	-	-	-	-	-	-
Emotionally Handicapped	-	-	-	-	-	-	-	-
Autism	-	-	-	-	-	-	-	-
Emotional Behavior Disorders	-	-	-	-	-	-	-	-
Deaf and Hard of Hearing	-	-	-	-	-	-	-	-
<b>Total Special Education</b>	-	-	-	-	-	-	-	-
<b>Total General Fund</b>	-	-	-	-	-	-	-	-
<b>Total School Food and Nutrition Services</b>	-	-	-	-	-	-	-	-
<b>Total Special Revenue Funds</b>	-	-	-	-	-	-	-	-
<b>Grand Total</b>	-	-	-	-	-	-	-	-

**TUITION (object 560)**

	McLaughlin	Parkside	Southside	Central	Memorial	West	MST	District Wide
<b>Allocation to Schools</b>								
Regular instruction	-	-	-	13,169	12,452	7,365	2,760	-
<b>Total Allocation to Schools</b>	-	-	-	13,169	12,452	7,365	2,760	-
<b>Special Education</b>								
Special Education	-	-	-	-	-	-	-	2,049,936
Learning Disabled	-	-	-	-	-	-	-	291,211
Emotionally Handicapped	-	-	-	-	-	-	-	1,158,800
Autism	-	-	-	-	-	-	-	1,259,217
Emotional Behavior Disorders	-	-	-	-	-	-	-	442,385
Deaf and Hard of Hearing	-	-	-	-	-	-	-	781,562
<b>Total Special Education</b>	-	-	-	-	-	-	-	5,983,111
<b>Total General Fund</b>	-	-	-	13,169	12,452	7,365	2,760	5,983,111
<b>Total School Food and Nutrition Services</b>	-	-	-	-	-	-	-	-
<b>Total Special Revenue Funds</b>	-	-	-	-	-	-	-	40,858
<b>Grand Total</b>	-	-	-	13,169	12,452	7,365	2,760	6,023,969

**TRAVEL AND MILEAGE (object 580)**

	<b>Budget FY17</b>	<b>Bakersville</b>	<b>Beech</b>	<b>Gossler</b>	<b>Green Acres</b>	<b>Hallsville</b>	<b>Highland Goffes Falls</b>
<b>Allocation to Schools</b>	8,626	-	-	-	-	-	-
<b>Special Education</b>	9,935	-	-	-	-	-	-
<b>Technology</b>	3,188	-	-	-	-	-	-
<b>Athletics</b>	1,000	-	-	-	-	-	-
<b>Total General Fund</b>	<u>22,749</u>	-	-	-	-	-	-
<b>Total School Food and Nutrition Services</b>	-	-	-	-	-	-	-
<b>Total Special Revenue Funds</b>	148,691	5,555	7,824	10,303	1,372	7,865	1,458
<b>Grand Total</b>	<u><u>171,440</u></u>	<u><u>5,555</u></u>	<u><u>7,824</u></u>	<u><u>10,303</u></u>	<u><u>1,372</u></u>	<u><u>7,865</u></u>	<u><u>1,458</u></u>

**TRAVEL AND MILEAGE (object 580)**

	<b>Jewett</b>	<b>McDonough</b>	<b>Northwest</b>	<b>Parker Varney</b>	<b>Smyth</b>	<b>Webster</b>	<b>Weston</b>	<b>Wilson</b>	<b>Hillside</b>
<b>Allocation to Schools</b>	-	-	-	-	-	-	-	-	-
<b>Special Education</b>	-	-	-	-	-	-	-	-	-
<b>Technology</b>	-	-	-	-	-	-	-	-	-
<b>Athletics</b>	-	-	-	-	-	-	-	-	-
<b>Total General Fund</b>	-	-	-	-	-	-	-	-	-
<b>Total School Food and Nutrition Services</b>	-	-	-	-	-	-	-	-	-
<b>Total Special Revenue Funds</b>	<b>5,464</b>	<b>3,437</b>	<b>5,074</b>	<b>27,436</b>	<b>559</b>	<b>1,150</b>	<b>1,655</b>	<b>3,449</b>	<b>1,726</b>
<b>Grand Total</b>	<b>5,464</b>	<b>3,437</b>	<b>5,074</b>	<b>27,436</b>	<b>559</b>	<b>1,150</b>	<b>1,655</b>	<b>3,449</b>	<b>1,726</b>

**TRAVEL AND MILEAGE (object 580)**

	McLaughlin	Parkside	Southside	Central	Memorial	West	MST	District Wide
Allocation to Schools	-	-	-	-	-	-	-	8,626
Special Education	-	-	-	-	-	-	-	9,935
Technology	-	-	-	-	-	-	-	3,188
Athletics	-	-	-	-	-	-	-	1,000
<b>Total General Fund</b>	-	-	-	-	-	-	-	<b>22,749</b>
<b>Total School Food and Nutrition Services</b>	-	-	-	-	-	-	-	-
<b>Total Special Revenue Funds</b>	<b>1,807</b>	<b>1,462</b>	<b>1,662</b>	<b>2,157</b>	<b>3,724</b>	<b>1,044</b>	<b>41,552</b>	<b>10,956</b>
<b>Grand Total</b>	<b>1,807</b>	<b>1,462</b>	<b>1,662</b>	<b>2,157</b>	<b>3,724</b>	<b>1,044</b>	<b>41,552</b>	<b>33,705</b>

**SUPPLIES (object 610)**

	<b>Budget FY17</b>	<b>Bakersville</b>	<b>Beech</b>	<b>Gossler</b>	<b>Green Acres</b>	<b>Hallsville</b>	<b>Highland Goffes Falls</b>	<b>Jewett</b>
<b>School Allocation</b>								
Supplies	371,500	7,671	11,027	8,764	10,528	6,233	9,301	8,457
Copy paper	145,000	3,270	4,700	3,735	4,487	2,657	3,964	3,605
Ink and toner	50,000	986	1,416	1,126	1,352	801	1,195	1,086
Band uniforms	10,500	-	-	-	-	-	-	-
Lumber	18,000	-	-	-	-	-	-	-
<b>Special Education</b>	120,000	3,756	4,359	3,292	3,107	2,689	4,127	6,723
<b>Technology</b>	10,000	-	-	-	-	-	-	-
<b>Athletics</b>	50,000	-	-	-	-	-	-	-
<b>Total General Fund</b>	<u>775,000</u>	<u>15,683</u>	<u>21,502</u>	<u>16,917</u>	<u>19,474</u>	<u>12,380</u>	<u>18,587</u>	<u>19,871</u>
<b>Total School Food and Nutrition Services</b>	<b>2,203,055</b>	<b>76,462</b>	<b>144,709</b>	<b>91,593</b>	<b>52,204</b>	<b>60,701</b>	<b>64,121</b>	<b>43,565</b>
<b>Total Special Revenue Funds</b>	<b>399,426</b>	<b>4,419</b>	<b>34,466</b>	<b>17,445</b>	<b>4,378</b>	<b>16,586</b>	<b>576</b>	<b>708</b>
<b>Grand Total</b>	<u><u>3,377,481</u></u>	<u><u>96,564</u></u>	<u><u>200,677</u></u>	<u><u>125,955</u></u>	<u><u>76,056</u></u>	<u><u>89,667</u></u>	<u><u>83,284</u></u>	<u><u>64,144</u></u>



**SUPPLIES (object 610)**

	<b>McDonough</b>	<b>Northwest</b>	<b>Parker Varney</b>	<b>Smyth</b>	<b>Webster</b>	<b>Weston</b>	<b>Wilson</b>	<b>Hillside</b>
<b>School Allocation</b>								
Supplies	10,778	13,386	11,257	7,748	8,687	9,493	8,994	20,262
Copy paper	4,594	5,705	4,798	3,302	3,703	4,046	3,834	6,865
Ink and toner	1,385	1,720	1,446	995	1,116	1,220	1,156	1,635
Band uniforms	-	-	-	-	-	-	-	-
Lumber	-	-	-	-	-	-	-	2,158
<b>Special Education</b>	<b>4,730</b>	<b>5,379</b>	<b>8,485</b>	<b>4,683</b>	<b>3,385</b>	<b>2,643</b>	<b>3,060</b>	<b>5,054</b>
<b>Technology</b>	<b>-</b>	<b>-</b>	<b>-</b>	<b>-</b>	<b>-</b>	<b>-</b>	<b>-</b>	<b>-</b>
<b>Athletics</b>	<b>-</b>	<b>-</b>	<b>-</b>	<b>-</b>	<b>-</b>	<b>-</b>	<b>-</b>	<b>1,362</b>
<b>Total General Fund</b>	<b>21,487</b>	<b>26,190</b>	<b>25,986</b>	<b>16,728</b>	<b>16,891</b>	<b>17,402</b>	<b>17,044</b>	<b>37,336</b>
<b>Total School Food and Nutrition Services</b>	<b>106,967</b>	<b>125,360</b>	<b>98,124</b>	<b>39,187</b>	<b>72,976</b>	<b>73,980</b>	<b>105,856</b>	<b>149,121.00</b>
<b>Total Special Revenue Funds</b>	<b>5,985</b>	<b>31,458</b>	<b>41,285</b>	<b>481</b>	<b>936</b>	<b>473</b>	<b>23,136</b>	<b>924</b>
<b>Grand Total</b>	<b>134,439</b>	<b>183,008</b>	<b>165,395</b>	<b>56,396</b>	<b>90,803</b>	<b>91,855</b>	<b>146,036</b>	<b>187,381</b>

**SUPPLIES (object 610)**

	<b>McLaughlin</b>	<b>Parkside</b>	<b>Southside</b>	<b>Central</b>	<b>Memorial</b>	<b>West</b>	<b>MST</b>	<b>District Wide</b>
<b>School Allocation</b>								
Supplies	18,209	15,545	20,360	50,915	48,141	31,476	9,268	25,000
Copy paper	6,170	5,267	6,898	14,292	13,513	7,993	2,602	25,000
Ink and toner	1,469	1,254	1,642	8,188	7,742	4,579	1,491	5,000
Band uniforms	-	-	-	4,192	3,964	2,344	-	-
Lumber	1,939	1,655	2,168	3,752	3,547	2,098	683	-
<b>Special Education</b>	4,961	6,862	7,465	11,221	10,758	10,386	2,875	-
<b>Technology</b>	-	-	-	-	-	-	-	10,000
<b>Athletics</b>	1,224	1,046	1,368	17,965	16,987	10,048	-	-
<b>Total General Fund</b>	<b>33,972</b>	<b>31,629</b>	<b>39,901</b>	<b>110,525</b>	<b>104,652</b>	<b>68,924</b>	<b>16,919</b>	<b>65,000</b>
<b>Total School Food and Nutrition Services</b>	<b>136,621.00</b>	<b>116,156.00</b>	<b>148,535.00</b>	<b>165,369</b>	<b>176,311</b>	<b>126,258</b>	<b>28,879</b>	<b>-</b>
<b>Total Special Revenue Funds</b>	<b>960</b>	<b>15,782</b>	<b>751</b>	<b>1,735</b>	<b>2,043</b>	<b>1,733</b>	<b>120,466</b>	<b>72,700</b>
<b>Grand Total</b>	<b>171,553</b>	<b>163,567</b>	<b>189,187</b>	<b>277,629</b>	<b>283,006</b>	<b>196,915</b>	<b>166,264</b>	<b>137,700</b>

**UTILITIES (object 621, 622, 624)**

	<b>Budget FY17</b>	<b>Bakersville</b>	<b>Beech</b>	<b>Gossler</b>	<b>Green Acres</b>	<b>Hallsville</b>	<b>Highland Goffes Falls</b>	<b>Jewett</b>
<b>Allocation to Schools</b>								
Gas	708,026	20,000	22,342	19,000	20,000	20,000	19,000	18,500
Electric	1,239,188	22,000	57,525	30,000	22,000	20,000	25,000	23,000
Oil	4,000	-	-	-	-	-	-	-
<b>Total Allocation to Schools</b>	<b>1,951,214</b>	<b>42,000</b>	<b>79,867</b>	<b>49,000</b>	<b>42,000</b>	<b>40,000</b>	<b>44,000</b>	<b>41,500</b>
<b>Athletics</b>								
Gas	17,410	-	-	-	-	-	-	-
Electric	28,031	-	-	-	-	-	-	-
<b>Total Athletics</b>	<b>45,441</b>	<b>-</b>	<b>-</b>	<b>-</b>	<b>-</b>	<b>-</b>	<b>-</b>	<b>-</b>
<b>Total General Fund</b>	<b>1,996,655</b>	<b>42,000</b>	<b>79,867</b>	<b>49,000</b>	<b>42,000</b>	<b>40,000</b>	<b>44,000</b>	<b>41,500</b>
<b>Total School Food and Nutrition Services</b>	<b>62,200</b>	<b>2,150</b>	<b>4,070</b>	<b>2,576</b>	<b>1,468</b>	<b>1,707</b>	<b>1,803</b>	<b>1,225</b>
<b>Total Special Revenue Funds</b>	<b>8,900</b>	<b>-</b>	<b>-</b>	<b>-</b>	<b>-</b>	<b>-</b>	<b>-</b>	<b>-</b>
<b>Grand Total</b>	<b>2,067,755</b>	<b>44,150</b>	<b>83,937</b>	<b>51,576</b>	<b>43,468</b>	<b>41,707</b>	<b>45,803</b>	<b>42,725</b>

**UTILITIES (object 621, 622, 624)**

	<b>McDonough</b>	<b>Northwest</b>	<b>Parker Varney</b>	<b>Smyth</b>	<b>Webster</b>	<b>Weston</b>	<b>Wilson</b>	<b>Hillside</b>
<b>Allocation to Schools</b>								
Gas	20,000	20,000	20,000	19,000	20,000	20,000	20,000	40,893
Electric	30,000	30,000	30,000	19,000	22,000	30,000	24,000	70,000
Oil	-	-	-	-	-	-	-	-
<b>Total Allocation to Schools</b>	<b>50,000</b>	<b>50,000</b>	<b>50,000</b>	<b>38,000</b>	<b>42,000</b>	<b>50,000</b>	<b>44,000</b>	<b>110,893</b>
<b>Athletics</b>								
Gas	-	-	-	-	-	-	-	-
Electric	-	-	-	-	-	-	-	-
<b>Total Athletics</b>	<b>-</b>	<b>-</b>	<b>-</b>	<b>-</b>	<b>-</b>	<b>-</b>	<b>-</b>	<b>-</b>
<b>Total General Fund</b>	<b>50,000</b>	<b>50,000</b>	<b>50,000</b>	<b>38,000</b>	<b>42,000</b>	<b>50,000</b>	<b>44,000</b>	<b>110,893</b>
<b>Total School Food and Nutrition Services</b>	<b>3,008</b>	<b>3,526</b>	<b>3,000</b>	<b>1,102</b>	<b>2,052</b>	<b>2,081</b>	<b>2,977</b>	<b>4,194</b>
<b>Total Special Revenue Funds</b>	<b>-</b>	<b>-</b>	<b>-</b>	<b>-</b>	<b>-</b>	<b>-</b>	<b>-</b>	<b>-</b>
<b>Grand Total</b>	<b>53,008</b>	<b>53,526</b>	<b>53,000</b>	<b>39,102</b>	<b>44,052</b>	<b>52,081</b>	<b>46,977</b>	<b>115,087</b>

**UTILITIES (object 621, 622, 624)**

	<b>McLaughlin</b>	<b>Parkside</b>	<b>Southside</b>	<b>Central</b>	<b>Memorial</b>	<b>West</b>	<b>MST</b>	<b>District Wide</b>
<b>Allocation to Schools</b>								
Gas	40,900	36,000	36,000	143,000	74,000	12,000	47,391	
Electric	89,000	54,632	50,000	184,145	135,000	122,000	127,000	22,886
Oil	-	-	-	-	4,000	-	-	-
<b>Total Allocation to Schools</b>	<b>129,900</b>	<b>90,632</b>	<b>86,000</b>	<b>327,145</b>	<b>213,000</b>	<b>134,000</b>	<b>174,391</b>	<b>22,886</b>
<b>Athletics</b>								
Gas	-	-	-	8,410	5,000	4,000	-	-
Electric	-	-	-	8,031	10,000	10,000	-	-
<b>Total Athletics</b>	<b>-</b>	<b>-</b>	<b>-</b>	<b>16,441</b>	<b>15,000</b>	<b>14,000</b>	<b>-</b>	<b>-</b>
<b>Total General Fund</b>	<b>129,900</b>	<b>90,632</b>	<b>86,000</b>	<b>343,586</b>	<b>228,000</b>	<b>148,000</b>	<b>174,391</b>	<b>22,886</b>
<b>Total School Food and Nutrition Services</b>	<b>3,842</b>	<b>3,267</b>	<b>4,177</b>	<b>4,651</b>	<b>4,961</b>	<b>3,551</b>	<b>812</b>	
<b>Total Special Revenue Funds</b>	<b>-</b>	<b>-</b>	<b>-</b>	<b>-</b>	<b>-</b>	<b>-</b>	<b>1,950</b>	<b>6,950</b>
<b>Grand Total</b>	<b>133,742</b>	<b>93,899</b>	<b>90,177</b>	<b>348,237</b>	<b>232,961</b>	<b>151,551</b>	<b>177,153</b>	<b>29,836</b>

**BOOKS AND INFORMATION  
RESOURCES (object 640)**

	<b>Budget FY17</b>	<b>Bakersville</b>	<b>Beech</b>	<b>Gossler</b>	<b>Green Acres</b>	<b>Hallsville</b>	<b>Highland Goffes Falls</b>	<b>Jewett</b>
<b>Allocation to Schools</b>								
Textbooks	145,706	-	-	-	-	-	-	-
Subscriptions	28,500	58	83	66	80	47	70	64
Workbooks	120,000	6,957	9,996	7,948	9,548	5,652	8,435	7,670
<b>Total Allocation to Schools</b>	<b>294,206</b>	<b>7,015</b>	<b>10,079</b>	<b>8,014</b>	<b>9,628</b>	<b>5,699</b>	<b>8,505</b>	<b>7,734</b>
<b>Special Education</b>	<b>50,000</b>	<b>1,362</b>	<b>1,958</b>	<b>1,556</b>	<b>1,870</b>	<b>1,107</b>	<b>1,652</b>	<b>1,502</b>
<b>Technology</b>								
Internet Service	174,374	3,394	3,394	3,394	3,394	3,394	3,394	3,394
E-rate Reimbursement Internet	(130,276)	(2,256)	(2,256)	(2,256)	(2,256)	(2,256)	(2,256)	(2,256)
Destiny Library Software	22,000	1,000	1,000	1,000	1,000	1,000	1,000	1,000
Remote Access Service	2,850	-	-	-	-	-	-	-
Pole Attachment	1,670	-	-	-	-	-	-	-
Remote Backup	1,963	-	-	-	-	-	-	-
Call Reporting Phone System License	2,533	-	-	-	-	-	-	-
<b>Total Technology</b>	<b>75,114</b>	<b>2,138</b>	<b>2,138</b>	<b>2,138</b>	<b>2,138</b>	<b>2,138</b>	<b>2,138</b>	<b>2,138</b>
<b>Total General Fund</b>	<b>419,316</b>	<b>10,515</b>	<b>14,175</b>	<b>11,708</b>	<b>13,636</b>	<b>8,944</b>	<b>12,295</b>	<b>11,374</b>
<b>Total School Food and Nutrition Services</b>	<b>-</b>	<b>-</b>	<b>-</b>	<b>-</b>	<b>-</b>	<b>-</b>	<b>-</b>	<b>-</b>
<b>Total Special Revenue Funds</b>	<b>341,385</b>	<b>15,159</b>	<b>14,677</b>	<b>15,665</b>	<b>1,769</b>	<b>10,695</b>	<b>2,945</b>	<b>37,181</b>
<b>Grand Total</b>	<b>760,701</b>	<b>25,674</b>	<b>28,852</b>	<b>27,373</b>	<b>15,405</b>	<b>19,639</b>	<b>15,240</b>	<b>48,555</b>

**BOOKS AND INFORMATION  
RESOURCES (object 640)**

	McDonough	Northwest	Parker Varney	Smyth	Webster	Weston	Wilson	Hillside
<b>Allocation to Schools</b>								
Textbooks	-	-	-	-	-	-	-	10,733
Subscriptions	81	101	85	59	66	72	68	681
Workbooks	9,774	12,138	10,208	7,030	7,878	8,609	8,157	-
<b>Total Allocation to Schools</b>	<b>9,855</b>	<b>12,239</b>	<b>10,293</b>	<b>7,089</b>	<b>7,944</b>	<b>8,681</b>	<b>8,225</b>	<b>11,414</b>
<b>Special Education</b>	<b>1,914</b>	<b>2,377</b>	<b>2,000</b>	<b>1,376</b>	<b>1,543</b>	<b>1,686</b>	<b>1,597</b>	<b>2,860</b>
<b>Technology</b>								
Internet Service	3,394	3,394	3,394	3,394	3,394	3,394	3,394	12,600
E-rate Reimbursement Internet	(2,256)	(2,256)	(2,256)	(2,256)	(2,256)	(2,256)	(2,256)	(10,157)
Destiny Library Software	1,000	1,000	1,000	1,000	1,000	1,000	1,000	1,000
Remote Access Service	-	-	-	-	-	-	-	-
Pole Attachment	-	-	-	-	-	-	-	-
Remote Backup	-	-	-	-	-	-	-	-
Call Reporting Phone System License	-	-	-	-	-	-	-	-
<b>Total Technology</b>	<b>2,138</b>	<b>2,138</b>	<b>2,138</b>	<b>2,138</b>	<b>2,138</b>	<b>2,138</b>	<b>2,138</b>	<b>3,443</b>
<b>Total General Fund</b>	<b>13,907</b>	<b>16,754</b>	<b>14,431</b>	<b>10,603</b>	<b>11,625</b>	<b>12,505</b>	<b>11,960</b>	<b>17,717</b>
<b>Total School Food and Nutrition Services</b>	<b>-</b>	<b>-</b>	<b>-</b>	<b>-</b>	<b>-</b>	<b>-</b>	<b>-</b>	<b>-</b>
<b>Total Special Revenue Funds</b>	<b>3,000</b>	<b>22,802</b>	<b>16,520</b>	<b>1,889</b>	<b>3,903</b>	<b>5,183</b>	<b>39,368</b>	<b>4,940</b>
<b>Grand Total</b>	<b>16,907</b>	<b>39,556</b>	<b>30,951</b>	<b>12,492</b>	<b>15,528</b>	<b>17,688</b>	<b>51,328</b>	<b>22,657</b>

**BOOKS AND INFORMATION  
RESOURCES (object 640)**

	McLaughlin	Parkside	Southside	Central	Memorial	West	MST	District Wide
<b>Allocation to Schools</b>								
Textbooks	9,646	8,234	10,785	37,323	35,289	20,874	7,822	5,000
Subscriptions	612	523	684	9,305	8,797	5,204	1,694	-
Workbooks	-	-	-	-	-	-	-	-
<b>Total Allocation to Schools</b>	<b>10,258</b>	<b>8,757</b>	<b>11,469</b>	<b>46,628</b>	<b>44,086</b>	<b>26,078</b>	<b>9,516</b>	<b>5,000</b>
<b>Special Education</b>	<b>2,571</b>	<b>2,195</b>	<b>2,874</b>	<b>5,955</b>	<b>5,630</b>	<b>3,331</b>	<b>1,084</b>	<b>-</b>
<b>Technology</b>								
Internet Service	12,600	12,600	12,600	15,000	15,000	15,000	15,000	16,458
E-rate Reimbursement Internet	(10,157)	(10,157)	(10,157)	(11,923)	(11,923)	(11,923)	(11,923)	(10,376)
Destiny Library Software	1,000	1,000	1,000	1,000	1,000	1,000	1,000	-
Remote Access Service	-	-	-	-	-	-	-	2,850
Pole Attachment	-	-	-	-	-	-	-	1,670
Remote Backup	-	-	-	-	-	-	-	1,963
Call Reporting Phone System License	-	-	-	-	-	-	-	2,533
<b>Total Technology</b>	<b>3,443</b>	<b>3,443</b>	<b>3,443</b>	<b>4,077</b>	<b>4,077</b>	<b>4,077</b>	<b>4,077</b>	<b>15,098</b>
<b>Total General Fund</b>	<b>16,272</b>	<b>14,395</b>	<b>17,786</b>	<b>56,660</b>	<b>53,793</b>	<b>33,486</b>	<b>14,677</b>	<b>20,098</b>
<b>Total School Food and Nutrition Services</b>	<b>-</b>	<b>-</b>	<b>-</b>	<b>-</b>	<b>-</b>	<b>-</b>	<b>-</b>	<b>-</b>
<b>Total Special Revenue Funds</b>	<b>6,161</b>	<b>2,495</b>	<b>4,930</b>	<b>14,761</b>	<b>30,653</b>	<b>6,173</b>	<b>66,763</b>	<b>13,753</b>
<b>Grand Total</b>	<b>22,433</b>	<b>16,890</b>	<b>22,716</b>	<b>71,421</b>	<b>84,446</b>	<b>39,659</b>	<b>81,440</b>	<b>33,851</b>



**EQUIPMENT (object 730)**

	<b>Budget FY17</b>	<b>Bakersville</b>	<b>Beech</b>	<b>Gossler</b>	<b>Green Acres</b>	<b>Hallsville</b>	<b>Highland Goffes Falls</b>	<b>Jewett</b>
<b>Allocation to Schools</b>	55,430	-	-	-	-	-	-	-
<b>Special Education</b>	10,000	-	-	-	-	-	-	-
<b>Technology</b>	250,000	-	-	-	-	-	-	-
<b>Athletics</b>	25,000	-	-	-	-	-	-	-
<b>Total General Fund</b>	<b>340,430</b>	-	-	-	-	-	-	-
<b>Total School Food and Nutrition Services</b>	<b>50,000</b>	<b>671</b>	<b>1,269</b>	<b>803</b>	<b>458</b>	<b>532</b>	<b>562</b>	<b>382</b>
<b>Total Special Revenue Funds</b>	<b>619,747</b>	<b>16,491</b>	<b>43,523</b>	<b>41,673</b>	<b>910</b>	<b>9,291</b>	<b>629</b>	<b>8,244</b>
<b>Grand Total</b>	<b>1,010,177</b>	<b>17,162</b>	<b>44,792</b>	<b>42,476</b>	<b>1,368</b>	<b>9,823</b>	<b>1,191</b>	<b>8,626</b>

**EQUIPMENT (object 730)**

	<b>McDonough</b>	<b>Northwest</b>	<b>Parker Varney</b>	<b>Smyth</b>	<b>Webster</b>	<b>Weston</b>	<b>Wilson</b>	<b>Hillside</b>
<b>Allocation to Schools</b>	-	-	-	-	-	-	-	-
<b>Special Education</b>	-	-	-	-	-	-	-	-
<b>Technology</b>	-	-	-	-	-	-	-	-
<b>Athletics</b>	-	-	-	-	-	-	-	1,362
<b>Total General Fund</b>	-	-	-	-	-	-	-	<b>1,362</b>
<b>Total School Food and Nutrition Services</b>	<b>938</b>	<b>1,099</b>	<b>31,539</b>	<b>344</b>	<b>640</b>	<b>649</b>	<b>928</b>	<b>1,308</b>
<b>Total Special Revenue Funds</b>	<b>23,703</b>	<b>9,995</b>	<b>68,924</b>	<b>411</b>	<b>940</b>	<b>1,073</b>	<b>58,096</b>	<b>2,174</b>
<b>Grand Total</b>	<b>24,641</b>	<b>11,094</b>	<b>100,463</b>	<b>755</b>	<b>1,580</b>	<b>1,722</b>	<b>59,024</b>	<b>4,844</b>

**EQUIPMENT (object 730)**

	<b>McLaughlin</b>	<b>Parkside</b>	<b>Southside</b>	<b>Central</b>	<b>Memorial</b>	<b>West</b>	<b>MST</b>	<b>District Wide</b>
<b>Allocation to Schools</b>	-	-	-	-	-	-	-	55,430
<b>Special Education</b>	-	-	-	-	-	-	-	10,000
<b>Technology</b>	-	-	-	-	-	-	-	250,000
<b>Athletics</b>	1,224	1,045	1,369	7,985	7,550	4,465	-	-
<b>Total General Fund</b>	<b>1,224</b>	<b>1,045</b>	<b>1,369</b>	<b>7,985</b>	<b>7,550</b>	<b>4,465</b>	<b>-</b>	<b>315,430</b>
<b>Total School Food and Nutrition Services</b>	<b>1,198</b>	<b>1,019</b>	<b>1,303</b>	<b>1,450</b>	<b>1,548</b>	<b>1,107</b>	<b>253</b>	<b>-</b>
<b>Total Special Revenue Funds</b>	<b>2,419</b>	<b>1,658</b>	<b>2,132</b>	<b>3,470</b>	<b>6,792</b>	<b>1,539</b>	<b>313,187</b>	<b>2,473</b>
<b>Grand Total</b>	<b>4,841</b>	<b>3,722</b>	<b>4,804</b>	<b>12,905</b>	<b>15,890</b>	<b>7,111</b>	<b>313,440</b>	<b>317,903</b>

**FURNITURE AND FIXTURES (object 737)**

	<b>Budget FY17</b>	<b>Bakersville</b>	<b>Beech</b>	<b>Gossler</b>	<b>Green Acres</b>	<b>Hallsville</b>	<b>Highland Goffes Falls</b>	<b>Jewett</b>
<b>Allocation to Schools</b>	2,500	-	-	-	-	-	-	-
<b>Special Education</b>	2,500	-	-	-	-	-	-	-
<b>Total General Fund</b>	<b>5,000</b>	-	-	-	-	-	-	-
<b>Total School Food and Nutrition Services</b>	-	-	-	-	-	-	-	-
<b>Total Special Revenue Funds</b>	-	-	-	-	-	-	-	-
<b>Grand Total</b>	<b>5,000</b>	-	-	-	-	-	-	-

**FURNITURE AND FIXTURES (object 737)**

	McDonough	Northwest	Parker Varney	Smyth	Webster	Weston	Wilson	Hillside
Allocation to Schools	-	-	-	-	-	-	-	-
Special Education	-	-	-	-	-	-	-	-
<b>Total General Fund</b>	-	-	-	-	-	-	-	-
Total School Food and Nutrition Services	-	-	-	-	-	-	-	-
Total Special Revenue Funds	-	-	-	-	-	-	-	-
<b>Grand Total</b>	-	-	-	-	-	-	-	-

**FURNITURE AND FIXTURES (object 737)**

	<b>McLaughlin</b>	<b>Parkside</b>	<b>Southside</b>	<b>Central</b>	<b>Memorial</b>	<b>West</b>	<b>MST</b>	<b>District Wide</b>
<b>Allocation to Schools</b>	-	-	-	-	-	-	-	2,500
<b>Special Education</b>	-	-	-	-	-	-	-	2,500
<b>Total General Fund</b>	-	-	-	-	-	-	-	<b>5,000</b>
<b>Total School Food and Nutrition Services</b>	-	-	-	-	-	-	-	-
<b>Total Special Revenue Funds</b>	-	-	-	-	-	-	-	-
<b>Grand Total</b>	-	-	-	-	-	-	-	<b>5,000</b>

**DUES AND FEES (object 810)**

	<b>Budget FY17</b>	<b>Bakersville</b>	<b>Beech</b>	<b>Gossler</b>	<b>Green Acres</b>	<b>Hallsville</b>
<b>Allocation to Schools</b>						
NHASP - NH Assoc of School Principals	40,935	1,530	1,530	1,530	1,530	765
NEASC - New England Assoc of Schools and Colleges	12,200	-	-	-	-	-
NHASBO - NH Association of School Business Officials	150	-	-	-	-	-
NHSAA - NH School Administrators Association	3,700	-	-	-	-	-
NESDEC - NE School Development Council	4,600	-	-	-	-	-
PSAT (for sophomore students)	20,000	-	-	-	-	-
FIRST Lego STEAM Ahead	20,000	1,200	1,600	1,400	1,600	1,000
Other	2,650	-	-	-	-	-
<b>Total Allocation to Schools</b>	<b>104,235</b>	<b>2,730</b>	<b>3,130</b>	<b>2,930</b>	<b>3,130</b>	<b>1,765</b>
<b>Special Education</b>						
NHASEA - NH Association of Special Ed Administrators	265	-	-	-	-	-
NHSAA - NH School Administrators Association	2,198	-	-	-	-	-
	<b>2,463</b>	<b>-</b>	<b>-</b>	<b>-</b>	<b>-</b>	<b>-</b>
<b>Athletics</b>						
	<b>43,500</b>	<b>-</b>	<b>-</b>	<b>-</b>	<b>-</b>	<b>-</b>
<b>Total General Fund</b>	<b>150,198</b>	<b>2,730</b>	<b>3,130</b>	<b>2,930</b>	<b>3,130</b>	<b>1,765</b>
<b>Total School Food and Nutrition Services</b>	<b>-</b>	<b>-</b>	<b>-</b>	<b>-</b>	<b>-</b>	<b>-</b>
<b>Total Special Revenue Funds</b>	<b>20,116</b>	<b>-</b>	<b>-</b>	<b>-</b>	<b>-</b>	<b>-</b>
<b>Grand Total</b>	<b>170,314</b>	<b>2,730</b>	<b>3,130</b>	<b>2,930</b>	<b>3,130</b>	<b>1,765</b>

**DUES AND FEES (object 810)**

	<b>Highland Goffes Falls</b>	<b>Jewett</b>	<b>McDonough</b>	<b>Northwest</b>	<b>Parker Varney</b>	<b>Smyth</b>	<b>Webster</b>
<b>Allocation to Schools</b>							
NHASP - NH Assoc of School Principals	1,530	1,530	1,530	1,530	1,530	1,530	1,530
NEASC - New England Assoc of Schools and Colleges	-	-	-	-	-	-	-
NHASBO - NH Association of School Business Officials	-	-	-	-	-	-	-
NHSAA - NH School Administrators Association	-	-	-	-	-	-	-
NESDEC - NE School Development Council	-	-	-	-	-	-	-
PSAT (for sophomore students)	-	-	-	-	-	-	-
FIRST Lego STEAM Ahead	1,400	1,200	1,600	2,000	1,600	1,200	1,400
Other	-	-	-	-	-	-	-
<b>Total Allocation to Schools</b>	<b>2,930</b>	<b>2,730</b>	<b>3,130</b>	<b>3,530</b>	<b>3,130</b>	<b>2,730</b>	<b>2,930</b>
<b>Special Education</b>							
NHASEA - NH Association of Special Ed Administrators	-	-	-	-	-	-	-
NHSAA - NH School Administrators Association	-	-	-	-	-	-	-
<b>Athletics</b>							
	-	-	-	-	-	-	-
<b>Total General Fund</b>	<b>2,930</b>	<b>2,730</b>	<b>3,130</b>	<b>3,530</b>	<b>3,130</b>	<b>2,730</b>	<b>2,930</b>
<b>Total School Food and Nutrition Services</b>	-	-	-	-	-	-	-
<b>Total Special Revenue Funds</b>	-	-	-	-	-	-	-
<b>Grand Total</b>	<b>2,930</b>	<b>2,730</b>	<b>3,130</b>	<b>3,530</b>	<b>3,130</b>	<b>2,730</b>	<b>2,930</b>



**DUES AND FEES (object 810)**

	<b>Weston</b>	<b>Wilson</b>	<b>Hillside</b>	<b>McLaughlin</b>	<b>Parkside</b>	<b>Southside</b>	<b>Central</b>
<b>Allocation to Schools</b>							
NHASP - NH Assoc of School Principals	1,530	1,530	2,340	2,340	2,340	2,340	3,900
NEASC - New England Assoc of Schools and Colleges	-	-	-	-	-	-	4,300
NHASBO - NH Association of School Business Officials	-	-	-	-	-	-	-
NHSAA - NH School Administrators Association	-	-	-	-	-	-	-
NESDEC - NE School Development Council	-	-	-	-	-	-	-
PSAT (for sophomore students)	-	-	-	-	-	-	7,400
FIRST Lego STEAM Ahead	1,400	1,400	-	-	-	-	-
Other	-	-	50	50	50	50	350
<b>Total Allocation to Schools</b>	<b>2,930</b>	<b>2,930</b>	<b>2,390</b>	<b>2,390</b>	<b>2,390</b>	<b>2,390</b>	<b>15,950</b>
<b>Special Education</b>							
NHASEA - NH Association of Special Ed Administrators	-	-	-	-	-	-	-
NHSAA - NH School Administrators Association	-	-	-	-	-	-	-
	-	-	-	-	-	-	-
<b>Athletics</b>	<b>-</b>	<b>-</b>	<b>1,875</b>	<b>1,875</b>	<b>1,875</b>	<b>1,875</b>	<b>12,000</b>
<b>Total General Fund</b>	<b>2,930</b>	<b>2,930</b>	<b>4,265</b>	<b>4,265</b>	<b>4,265</b>	<b>4,265</b>	<b>27,950</b>
<b>Total School Food and Nutrition Services</b>	<b>-</b>	<b>-</b>	<b>-</b>	<b>-</b>	<b>-</b>	<b>-</b>	<b>-</b>
<b>Total Special Revenue Funds</b>	<b>-</b>	<b>-</b>	<b>-</b>	<b>-</b>	<b>-</b>	<b>-</b>	<b>-</b>
<b>Grand Total</b>	<b>2,930</b>	<b>2,930</b>	<b>4,265</b>	<b>4,265</b>	<b>4,265</b>	<b>4,265</b>	<b>27,950</b>

**DUES AND FEES (object 810)**

	<b>Memorial</b>	<b>West</b>	<b>MST</b>	<b>District Wide</b>
<b>Allocation to Schools</b>				
NHASP - NH Assoc of School Principals	3,120	2,340	1,560	-
NEASC - New England Assoc of Schools and Colleges	4,100	3,800	-	-
NHASBO - NH Association of School Business Officials	-	-	-	150
NHSAA - NH School Administrators Association	-	-	-	3,700
NESDEC - NE School Development Council	-	-	-	4,600
PSAT (for sophomore students)	7,000	4,200	1,400	-
FIRST Lego STEAM Ahead	-	-	-	-
Other	300	300	-	1,500
<b>Total Allocation to Schools</b>	<b>14,520</b>	<b>10,640</b>	<b>2,960</b>	<b>9,950</b>
<b>Special Education</b>				
NHASEA - NH Association of Special Ed Administrators	-	-	-	265
NHSAA - NH School Administrators Association	-	-	-	2,198
	-	-	-	2,463
<b>Athletics</b>	<b>12,000</b>	<b>12,000</b>	<b>-</b>	<b>-</b>
<b>Total General Fund</b>	<b>26,520</b>	<b>22,640</b>	<b>2,960</b>	<b>12,413</b>
<b>Total School Food and Nutrition Services</b>	<b>-</b>	<b>-</b>	<b>-</b>	<b>-</b>
<b>Total Special Revenue Funds</b>	<b>-</b>	<b>-</b>	<b>20,116</b>	<b>-</b>
<b>Grand Total</b>	<b>26,520</b>	<b>22,640</b>	<b>23,076</b>	<b>12,413</b>

CITY SERVICES (object code 850)

<u>Department</u>	<u>Services Provided</u>	<u>Budget FY17</u>	<u>Bakersville</u>	<u>Beech</u>	<u>Gossler</u>	<u>Green Acres</u>	<u>Hallsville</u>
<b>Athletics</b>							
Parks & Recreation (Athletics-non Gill)	Maintenance of athletic fields and facilities	161,736	-	-	-	-	-
Parks & Recreation (Athletics-Gill)	Gill Stadium (includes \$10,000 for lights)	27,224	-	-	-	-	-
<b>Total Athletics</b>		<u>188,960</u>	<u>-</u>	<u>-</u>	<u>-</u>	<u>-</u>	<u>-</u>
<b>District Wide</b>							
Parks & Recreation	School grounds maintenance and plowing of facilities	288,572	4,958	12,021	8,531	28,072	5,515
Highway	Sweeping of parking lots, paving	5,151	187	-	216	306	184
Facilities	Repairs and maintenance of buildings including custodial and preventive maintenance contracts with Aramark	5,847,164	102,790	157,674	89,906	118,133	85,809
Health	Nurses at schools	2,237,633	101,711	101,711	101,711	101,711	101,711
Police	Resource Officers, Crossing Guards	769,244	9,618	9,618	9,618	9,618	9,618
Risk	Workers Compensation and General Liability Agent Fees	128,000	5,565	5,565	5,565	5,565	5,565
Information Systems	Website and telephone administration services	10,000	435	435	435	435	435
Fire	Permit Fees	15,000	652	652	652	652	652
<b>Total District Wide</b>		<u>9,300,765</u>	<u>225,916</u>	<u>287,676</u>	<u>216,633</u>	<u>264,491</u>	<u>209,488</u>
<b>Total General Fund</b>		<b>9,489,724</b>	<b>225,916</b>	<b>287,676</b>	<b>216,633</b>	<b>264,491</b>	<b>209,488</b>
<b>Total School Food and Nutrition Services</b>		<b>50,000</b>	<b>1,816</b>	<b>3,437</b>	<b>2,176</b>	<b>1,240</b>	<b>1,442</b>
<b>Total Special Revenue Funds</b>		<b>-</b>	<b>-</b>	<b>-</b>	<b>-</b>	<b>-</b>	<b>-</b>
<b>Grand Total</b>		<u><b>9,539,724</b></u>	<u><b>227,732</b></u>	<u><b>291,113</b></u>	<u><b>218,809</b></u>	<u><b>265,731</b></u>	<u><b>210,930</b></u>

CITY SERVICES (object code 850)

<u>Department</u>	<u>Highland</u>	<u>Jewett</u>	<u>McDonough</u>	<u>Northwest</u>	<u>Parker Varney</u>	<u>Smyth</u>	<u>Webster</u>	<u>Weston</u>	<u>Wilson</u>	<u>Hillside</u>	<u>McLaughlin</u>
<b>Athletics</b>											
Parks & Recreation (Athletics-non Gill)	-	-	-	-	-	-	-	-	-	18,896	18,896
Parks & Recreation (Athletics-Gill)	-	-	-	-	-	-	-	-	-	-	-
<b>Total Athletics</b>	-	-	-	-	-	-	-	-	-	18,896	18,896
<b>District Wide</b>											
Parks & Recreation	14,142	7,641	9,273	9,340	9,780	10,899	7,496	7,711	7,072	6,933	13,998
Highway	233	126	153	213	240	296	368	153	89	297	265
Facilities	127,314	83,613	147,083	111,327	128,837	95,276	116,642	129,134	106,845	349,833	338,781
Health	101,711	101,711	101,711	101,711	101,711	101,711	101,711	101,711	101,711	101,711	101,711
Police	9,618	9,618	9,618	9,618	9,618	9,618	9,618	9,618	9,618	60,314	75,315
Risk	5,565	5,565	5,565	5,565	5,565	5,565	5,565	5,565	5,565	5,565	5,565
Information Systems	435	435	435	435	435	435	435	435	435	435	435
Fire	652	652	652	652	652	652	652	652	652	652	652
<b>Total District Wide</b>	259,670	209,361	274,490	238,860	256,838	224,451	242,487	254,979	231,987	525,740	536,721
<b>Total General Fund</b>	259,670	209,361	274,490	238,860	256,838	224,451	242,487	254,979	231,987	544,636	555,617
<b>Total School Food and Nutrition Services</b>	1,523	1,035	2,541	2,978	-	931	1,733	1,757	2,514	3,542	3,245
<b>Total Special Revenue Funds</b>	-	-	-	-	-	-	-	-	-	-	-
<b>Grand Total</b>	261,193	210,396	277,031	241,838	256,838	225,382	244,220	256,736	234,501	548,178	558,862

CITY SERVICES (object code 850)

<u>Department</u>	<u>Parkside</u>	<u>Southside</u>	<u>Central</u>	<u>Memorial</u>	<u>West</u>	<u>MST</u>	<u>District Wide</u>
<b>Athletics</b>							
Parks & Recreation (Athletics-non Gill)	18,896	18,896	10,568	37,792	37,792	-	-
Parks & Recreation (Athletics-Gill)	-	-	27,224	-	-	-	-
<b>Total Athletics</b>	<b>18,896</b>	<b>18,896</b>	<b>37,792</b>	<b>37,792</b>	<b>37,792</b>	<b>-</b>	<b>-</b>
<b>District Wide</b>							
Parks & Recreation	10,682	5,547	10,151	17,292	11,347	10,168	60,003
Highway	216	184	242	594	242	350	-
Facilities	311,629	349,847	875,225	548,289	532,163	359,144	581,870
Health	101,711	101,711	101,711	101,711	101,711	101,711	-
Police	91,573	94,573	140,330	60,314	78,483	33,690	-
Risk	5,565	5,565	5,565	5,565	5,565	5,565	5,565
Information Systems	435	435	435	435	435	435	435
Fire	652	652	652	652	652	652	652
<b>Total District Wide</b>	<b>522,462</b>	<b>558,514</b>	<b>1,134,311</b>	<b>734,852</b>	<b>730,598</b>	<b>511,715</b>	<b>648,526</b>
<b>Total General Fund</b>	<b>541,358</b>	<b>577,410</b>	<b>1,172,102</b>	<b>772,644</b>	<b>768,390</b>	<b>511,715</b>	<b>648,526</b>
<b>Total School Food and Nutrition Services</b>	<b>2,759</b>	<b>3,528</b>	<b>3,928</b>	<b>4,190</b>	<b>2,999</b>	<b>686</b>	<b>-</b>
<b>Total Special Revenue Funds</b>	<b>-</b>	<b>-</b>	<b>-</b>	<b>-</b>	<b>-</b>	<b>-</b>	<b>-</b>
<b>Grand Total</b>	<b>544,117</b>	<b>580,938</b>	<b>1,176,030</b>	<b>776,834</b>	<b>771,389</b>	<b>512,401</b>	<b>648,526</b>

**GRADUATION (object 892)**

	<b>Budget FY17</b>	<b>Bakersville</b>	<b>Beech</b>	<b>Gossler</b>	<b>Green Acres</b>	<b>Hallsville</b>	<b>Highland Goffes Falls</b>	<b>Jewett</b>
<b>Allocation to Schools</b>								
Diplomas	4,800	-	-	-	-	-	-	-
Tickets	750	-	-	-	-	-	-	-
Ramps	4,350	-	-	-	-	-	-	-
Graduation Booklet	2,100	-	-	-	-	-	-	-
<b>Total General Fund</b>	<b>12,000</b>	-	-	-	-	-	-	-
<b>Total School Food and Nutrition Services</b>	-	-	-	-	-	-	-	-
<b>Total Special Revenue Funds</b>	-	-	-	-	-	-	-	-
<b>Grand Total</b>	<b>12,000</b>	-	-	-	-	-	-	-

**GRADUATION (object 892)**

	McDonough	Northwest	Parker Varney	Smyth	Webster	Weston	Wilson	Hillside
<b>Allocation to Schools</b>								
Diplomas	-	-	-	-	-	-	-	-
Tickets	-	-	-	-	-	-	-	82
Ramps	-	-	-	-	-	-	-	-
Graduation Booklet	-	-	-	-	-	-	-	-
<b>Total General Fund</b>	-	-	-	-	-	-	-	<b>82</b>
<b>Total School Food and Nutrition Services</b>	-	-	-	-	-	-	-	-
<b>Total Special Revenue Funds</b>	-	-	-	-	-	-	-	-
<b>Grand Total</b>	-	-	-	-	-	-	-	<b>82</b>

**GRADUATION (object 892)**

	McLaughlin	Parkside	Southside	Central	Memorial	West	MST	District Wide
<b>Allocation to Schools</b>								
Diplomas	-	-	-	1,786	1,689	1,000	325	-
Tickets	73	63	82	167	158	95	30	-
Ramps	-	-	-	1,619	1,531	905	295	-
Graduation Booklet	-	-	-	782	739	437	142	-
<b>Total General Fund</b>	<b>73</b>	<b>63</b>	<b>82</b>	<b>4,354</b>	<b>4,117</b>	<b>2,437</b>	<b>792</b>	<b>-</b>
<b>Total School Food and Nutrition Services</b>	<b>-</b>	<b>-</b>	<b>-</b>	<b>-</b>	<b>-</b>	<b>-</b>	<b>-</b>	<b>-</b>
<b>Total Special Revenue Funds</b>	<b>-</b>	<b>-</b>	<b>-</b>	<b>-</b>	<b>-</b>	<b>-</b>	<b>-</b>	<b>-</b>
<b>Grand Total</b>	<b>73</b>	<b>63</b>	<b>82</b>	<b>4,354</b>	<b>4,117</b>	<b>2,437</b>	<b>792</b>	<b>-</b>



**COMMUNITY PARTNERSHIPS (object 893)**

	<b>Budget FY17</b>	<b>Bakersville</b>	<b>Beech</b>	<b>Gossler</b>	<b>Green Acres</b>	<b>Hallsville</b>	<b>Highland Goffes Falls</b>	<b>Jewett</b>
<b>Allocation to Schools</b>								
City Year	100,000	9,821	14,118	11,220	-	7,979	-	-
YMCA-STAY	24,000	-	-	-	-	-	-	-
YMCA-STRIVE	35,000	-	-	-	-	-	-	-
NH JAGS	32,000	-	-	-	-	-	-	-
<b>Total General Fund</b>	<b>191,000</b>	<b>9,821</b>	<b>14,118</b>	<b>11,220</b>	<b>-</b>	<b>7,979</b>	<b>-</b>	<b>-</b>
<b>Total School Food and Nutrition Services</b>	<b>-</b>	<b>-</b>	<b>-</b>	<b>-</b>	<b>-</b>	<b>-</b>	<b>-</b>	<b>-</b>
<b>Total Special Revenue Funds</b>	<b>-</b>	<b>-</b>	<b>-</b>	<b>-</b>	<b>-</b>	<b>-</b>	<b>-</b>	<b>-</b>
<b>Grand Total</b>	<b>191,000</b>	<b>9,821</b>	<b>14,118</b>	<b>11,220</b>	<b>-</b>	<b>7,979</b>	<b>-</b>	<b>-</b>

**COMMUNITY PARTNERSHIPS (object 893)**

	McDonough	Northwest	Parker Varney	Smyth	Webster	Weston	Wilson	Hillside
<b>Allocation to Schools</b>								
City Year	13,798	17,137	14,412	-	-	-	11,515	-
YMCA-STAY	-	-	-	-	-	-	-	6,538
YMCA-STRIVE	-	-	-	-	-	-	-	4,767
NH JAGS	-	-	-	-	-	-	-	-
<b>Total General Fund</b>	<b>13,798</b>	<b>17,137</b>	<b>14,412</b>	<b>-</b>	<b>-</b>	<b>-</b>	<b>11,515</b>	<b>11,305</b>
<b>Total School Food and Nutrition Services</b>	<b>-</b>	<b>-</b>	<b>-</b>	<b>-</b>	<b>-</b>	<b>-</b>	<b>-</b>	<b>-</b>
<b>Total Special Revenue Funds</b>	<b>-</b>	<b>-</b>	<b>-</b>	<b>-</b>	<b>-</b>	<b>-</b>	<b>-</b>	<b>-</b>
<b>Grand Total</b>	<b>13,798</b>	<b>17,137</b>	<b>14,412</b>	<b>-</b>	<b>-</b>	<b>-</b>	<b>11,515</b>	<b>11,305</b>

**COMMUNITY PARTNERSHIPS (object 893)**

	McLaughlin	Parkside	Southside	Central	Memorial	West	MST	District Wide
<b>Allocation to Schools</b>								
City Year	-	-	-	-	-	-	-	-
YMCA-STAY	5,876	5,016	6,570	-	-	-	-	-
YMCA-STRIVE	4,284	3,658	4,791	6,447	6,096	3,606	1,351	-
NH JAGS	-	-	-	-	16,000	16,000	-	-
<b>Total General Fund</b>	<b>10,160</b>	<b>8,674</b>	<b>11,361</b>	<b>6,447</b>	<b>22,096</b>	<b>19,606</b>	<b>1,351</b>	<b>-</b>
<b>Total School Food and Nutrition Services</b>	-	-	-	-	-	-	-	-
<b>Total Special Revenue Funds</b>	-	-	-	-	-	-	-	-
<b>Grand Total</b>	<b>10,160</b>	<b>8,674</b>	<b>11,361</b>	<b>6,447</b>	<b>22,096</b>	<b>19,606</b>	<b>1,351</b>	<b>-</b>

DEBT SERVICE

	EXPENDITURE									
	Current Debt Service	Approved 2016 Bond for 10 Buses	Revised Debt Service	Current Increase Decrease	Proposed Projects to be Bonded				Proposed Increase (Decrease)	
					FY17 10 Buses \$1 mil	FY17 Def. Maint \$2 mil	Textbook Loan \$2.8 mil	Future Projects (attached)		Total Debt Service
FY16	12,775,674	158,800	12,934,474					12,934,474		
FY17	12,826,877	158,800	12,985,677	51,203	158,800	160,000		13,304,477	370,003	
FY18	13,278,368	158,800	13,437,168	451,491	158,800	160,000	160,000	13,915,968	611,491	
FY19	11,891,169	158,800	12,049,969	(1,387,199)	158,800	160,000	1,554,728	13,923,497	7,529	
FY20	11,126,850	158,800	11,285,650	(764,319)	158,800	160,000	1,801,368	13,405,818	(517,679)	
FY21	10,249,318	158,800	10,408,118	(877,532)	158,800	160,000	2,265,128	12,992,046	(413,772)	
FY22	10,175,867	13,000	10,188,867	(219,251)	158,800	160,000	400,000	2,265,128	13,172,795	180,749
FY23	9,445,883	-	9,445,883	(742,984)	13,000	160,000	400,000	2,265,128	12,284,011	(888,784)
FY24	9,328,364	-	9,328,364	(117,519)	-	160,000	400,000	2,265,128	12,153,492	(130,519)
FY25	9,046,625	-	9,046,625	(281,739)	-	160,000	400,000	2,265,128	11,871,753	(281,739)
FY26	9,098,001	-	9,098,001	51,376	-	160,000	400,000	2,265,128	11,923,129	51,376
FY27	9,003,410	-	9,003,410	(94,591)	-	160,000	400,000	2,265,128	11,828,538	(94,591)
FY28	8,988,802	-	8,988,802	(14,608)	-	160,000	400,000	2,265,128	11,813,930	(14,608)
FY29	1,660,958	-	1,660,958	(7,327,844)	-	160,000		2,265,128	4,086,086	(7,727,844)
FY30	1,654,624	-	1,654,624	(6,334)	-	160,000		2,265,128	4,079,752	(6,334)
FY31	1,266,148	-	1,266,148	(388,476)	-	160,000		2,265,128	3,691,276	(388,476)
FY32	944,406	-	944,406	(321,742)	-	160,000		2,265,128	3,369,534	(321,742)
FY33	942,431	-	942,431	(1,975)	-	160,000		2,265,128	3,367,559	(1,975)
FY34	944,644	-	944,644	2,213	-	160,000		2,265,128	3,369,772	2,213
FY35	945,881	-	945,881	1,237	-	160,000		2,265,128	3,371,009	1,237
FY36	-	-	-	(945,881)	-	160,000		2,265,128	2,425,128	(945,881)

# **SECTION 6**

# **SCHOOL FOOD AND NUTRITION SERVICES**

EXPENDITURES - SCHOOL FOOD AND NUTRITION

Object	Account Name	FY17	FY18	FY19	FY20	FY21
100	Salaries	2,005,660	2,065,830	2,127,805	2,191,639	2,257,388
200	Employee Benefits	908,563	956,479	1,006,452	1,058,562	1,112,892
240	Tuition and Staff Development	-	-	-	-	-
300	Professional and Technical Services	245,970	248,430	250,914	253,423	255,957
430	Repairs and Maintenance	105,000	106,050	107,111	108,182	109,263
441	Rental of Land and Buildings	-	-	-	-	-
442	Rental of Equipment	-	-	-	-	-
510	Transportation • Regular Education	-	-	-	-	-
513	Transportation • Student Services	-	-	-	-	-
520	Insurance	-	-	-	-	-
531	Telephone	1,875	1,894	1,913	1,932	1,951
534	Postage	3,000	3,030	3,060	3,091	3,122
540	Advertising	1,000	1,010	1,020	1,030	1,041
550	Printing & Binding	9,000	9,090	9,181	9,273	9,365
560	Tuition	-	-	-	-	-
580	Travel	-	-	-	-	-
610	General Supplies	2,203,055	2,225,086	2,247,336	2,269,810	2,292,508
620	Utilities	62,200	62,822	63,450	64,085	64,726
640	Books and Information Resources	-	-	-	-	-
730	Equipment	50,000	50,000	50,000	50,000	50,000
733	Furniture & Fixtures	-	-	-	-	-
810	Dues and Fees	-	-	-	-	-
850	City Services	50,000	50,500	51,005	51,515	52,030
892	Graduation	-	-	-	-	-
893	Community Partnerships	-	-	-	-	-
910	Debt Service	-	-	-	-	-
999	Fund Transfers	-	-	-	-	-
<b>Total Expenditures</b>		<b>5,645,323</b>	<b>5,780,220</b>	<b>5,919,246</b>	<b>6,062,540</b>	<b>6,210,244</b>

**FY17 Budget By School  
School Food and Nutrition**

	<b>Budget FY17</b>	<b>Bakersville</b>	<b>Beech</b>	<b>Gossler</b>	<b>Green Acres</b>	<b>Hallsville</b>	<b>Highland</b>	<b>Jewett</b>	<b>McDonough</b>
Salaries	2,005,658	34,813	55,559	47,011	29,351	36,647	29,615	29,120	53,917
Employee Benefits	908,563	15,770	25,168	21,296	13,296	16,601	13,416	13,191	24,424
Tuition and Staff Development	-	-	-	-	-	-	-	-	-
Professional and Technical Services	245,970	6,837	12,940	8,190	4,668	5,428	5,734	3,896	9,565
Repairs and Maintenance	105,000	3,752	7,101	4,494	2,562	2,978	3,146	2,138	5,249
Rental of Land and Buildings	-	-	-	-	-	-	-	-	-
Rental of Equipment	-	-	-	-	-	-	-	-	-
Transportation • Regular Education	-	-	-	-	-	-	-	-	-
Transportation • Student Services	-	-	-	-	-	-	-	-	-
Insurance	-	-	-	-	-	-	-	-	-
Telephone	1,875	64	122	77	44	51	54	37	90
Postage	3,000	109	206	131	74	87	91	62	152
Advertising	1,000	-	-	-	-	-	-	-	-
Printing & Binding	9,000	327	619	392	223	260	274	186	457
Tuition	-	-	-	-	-	-	-	-	-
Travel	-	-	-	-	-	-	-	-	-
General Supplies	2,203,055	76,462	144,709	91,593	52,204	60,701	64,121	43,565	106,967
Utilities	62,200	2,150	4,070	2,576	1,468	1,707	1,803	1,225	3,008
Books and Information Resources	-	-	-	-	-	-	-	-	-
Equipment	50,000	671	1,269	803	458	532	562	382	938
Furniture & Fixtures	-	-	-	-	-	-	-	-	-
Dues and Fees	-	-	-	-	-	-	-	-	-
City Services	50,000	1,816	3,437	2,176	1,240	1,442	1,523	1,035	2,541
Graduation	-	-	-	-	-	-	-	-	-
Community Partnerships	-	-	-	-	-	-	-	-	-
Debt Service	-	-	-	-	-	-	-	-	-
Indirect Costs	-	-	-	-	-	-	-	-	-
<b>Total School Food and Nutrition</b>	<b>5,645,321</b>	<b>142,771</b>	<b>255,200</b>	<b>178,739</b>	<b>105,588</b>	<b>126,434</b>	<b>120,339</b>	<b>94,837</b>	<b>207,308</b>

**FY17 Budget By School  
School Food and Nutrition**

	<u>Northwest</u>	<u>Parker Varney</u>	<u>Smyth</u>	<u>Webster</u>	<u>Weston</u>	<u>Wilson</u>	<u>Hillside</u>	<u>McLaughlin</u>	<u>Parkside</u>
Salaries	52,317	31,919	31,415	38,408	42,467	55,315	137,322	136,488	142,279
Employee Benefits	23,700	14,459	14,231	17,399	19,238	25,058	62,207	61,829	64,452
Tuition and Staff Development	-	-	-	-	-	-	-	-	-
Professional and Technical Services	11,210	57,742	3,504	6,526	6,615	9,466	13,335	12,217	10,387
Repairs and Maintenance	6,151	1,715	1,923	3,581	3,630	5,194	7,317	6,704	5,700
Rental of Land and Buildings	-	-	-	-	-	-	-	-	-
Rental of Equipment	-	-	-	-	-	-	-	-	-
Transportation • Regular Education	-	-	-	-	-	-	-	-	-
Transportation • Student Services	-	-	-	-	-	-	-	-	-
Insurance	-	-	-	-	-	-	-	-	-
Telephone	106	100	33	62	62	89	126	115	98
Postage	179	-	56	104	105	151	213	195	166
Advertising	-	750	-	-	-	-	-	-	-
Printing & Binding	536	-	168	312	316	453	638	584	497
Tuition	-	-	-	-	-	-	-	-	-
Travel	-	-	-	-	-	-	-	-	-
General Supplies	125,360	98,124	39,187	72,976	73,980	105,856	149,121	136,621	116,156
Utilities	3,526	3,000	1,102	2,052	2,081	2,977	4,194	3,842	3,267
Books and Information Resources	-	-	-	-	-	-	-	-	-
Equipment	1,099	31,539	344	640	649	928	1,308	1,198	1,019
Furniture & Fixtures	-	-	-	-	-	-	-	-	-
Dues and Fees	-	-	-	-	-	-	-	-	-
City Services	2,978	-	931	1,733	1,757	2,514	3,542	3,245	2,759
Graduation	-	-	-	-	-	-	-	-	-
Community Partnerships	-	-	-	-	-	-	-	-	-
Debt Service	-	-	-	-	-	-	-	-	-
Indirect Costs	-	-	-	-	-	-	-	-	-
<b>Total School Food and Nutrition</b>	<b>227,162</b>	<b>239,348</b>	<b>92,894</b>	<b>143,793</b>	<b>150,900</b>	<b>208,001</b>	<b>379,323</b>	<b>363,038</b>	<b>346,780</b>



**FY17 Budget By School  
School Food and Nutrition**

	<u>Southside</u>	<u>Central</u>	<u>Memorial</u>	<u>West</u>	<u>MST</u>	<u>District Wide</u>
Salaries	130,001	185,699	204,947	144,104	42,899	314,045
Employee Benefits	58,890	84,122	92,841	65,279	19,433	142,262
Tuition and Staff Development	-	-	-	-	-	-
Professional and Technical Services	13,282	14,788	15,766	11,290	2,582	-
Repairs and Maintenance	7,288	8,114	8,651	6,195	1,417	-
Rental of Land and Buildings	-	-	-	-	-	-
Rental of Equipment	-	-	-	-	-	-
Transportation • Regular Education	-	-	-	-	-	-
Transportation • Student Services	-	-	-	-	-	-
Insurance	-	-	-	-	-	-
Telephone	125	139	151	106	24	-
Postage	212	236	250	180	41	-
Advertising	-	-	-	-	-	250
Printing & Binding	635	707	753	540	123	-
Tuition	-	-	-	-	-	-
Travel	-	-	-	-	-	-
General Supplies	148,535	165,369	176,311	126,258	28,879	-
Utilities	4,177	4,651	4,961	3,551	812	-
Books and Information Resources	-	-	-	-	-	-
Equipment	1,303	1,450	1,548	1,107	253	-
Furniture & Fixtures	-	-	-	-	-	-
Dues and Fees	-	-	-	-	-	-
City Services	3,528	3,928	4,190	2,999	686	-
Graduation	-	-	-	-	-	-
Community Partnerships	-	-	-	-	-	-
Debt Service	-	-	-	-	-	-
Indirect Costs	-	-	-	-	-	-
<b>Total School Food and Nutrition</b>	<b>367,976</b>	<b>469,203</b>	<b>510,369</b>	<b>361,610</b>	<b>97,150</b>	<b>456,557</b>

# **SECTION 7**

## **SPECIAL REVENUE FUNDS**

**OTHER GRANTS AND SPECIAL REVENUE FUNDS  
FY17 BUDGET**

	Federal Funds											
	Title I	Title IIA	Title III	Title I Focus Set Aside	SIG COHORT	Title I Priorities	Homeless Youth	IDEA	Preschool	Carl Perkins	Apprentice	Adult Ed Grants
<b>EXPENDITURES:</b>												
Administration	207,083	-	39,585	104,523	-	-	-	59,788	-	-	15,352	61,408
Psychologists	-	-	-	-	-	-	-	156,347	-	-	-	-
Teachers	2,743,056	726,604	35,388	-	-	-	-	1,324,610	57,021	-	-	-
Support Staff	95,272	-	-	-	-	-	-	-	-	-	-	-
Paras/CI's/Tutors	1,082,273	-	-	-	-	-	-	624,988	-	-	-	-
<b>BASE SALARIES</b>	<b>4,127,684</b>	<b>726,604</b>	<b>74,972</b>	<b>104,523</b>	<b>-</b>	<b>-</b>	<b>-</b>	<b>2,165,733</b>	<b>57,021</b>	<b>-</b>	<b>15,352</b>	<b>61,408</b>
Additional Compensation	90,603	-	-	-	-	-	-	-	-	-	-	-
Stipends/PT/Subs	127,191	-	-	-	80,843	16,625	1,148	-	-	120,550	145,698	176,715
<b>100 Total Salaries</b>	<b>4,345,478</b>	<b>726,604</b>	<b>74,972</b>	<b>104,523</b>	<b>80,843</b>	<b>16,625</b>	<b>1,148</b>	<b>2,165,733</b>	<b>57,021</b>	<b>120,550</b>	<b>161,050</b>	<b>238,123</b>
Health Insurance	954,181	161,389	12,493	14,600	-	-	-	920,340	26,056	-	3,318	13,273
Dental Insurance	57,357	8,655	917	870	-	181	-	74,996	1,731	-	-	-
Life Insurance	2,921	690	71	97	113	16	-	3,057	48	-	13	56
Disability Ins	489	-	-	419	-	-	-	241	-	-	-	225
FICA	309,439	53,943	11,179	7,395	6,184	1,300	87	165,679	3,935	10,112	14,608	18,590
Retirement	425,496	114,562	14,043	11,408	17,950	5,360	192	388,061	7,283	12,277	4,587	12,224
Workers Comp	59,542	10,899	1,126	1,532	1,213	249	17	32,486	771	1,997	2,416	3,572
<b>200 Employee Benefits</b>	<b>1,809,425</b>	<b>350,138</b>	<b>39,829</b>	<b>36,321</b>	<b>25,460</b>	<b>7,106</b>	<b>296</b>	<b>1,584,860</b>	<b>39,824</b>	<b>24,386</b>	<b>24,942</b>	<b>47,940</b>
240 Tuition and Staff Development	-	-	-	-	-	-	-	-	-	-	-	-
<b>300 Professional &amp; Technical Services</b>	<b>87,846</b>	<b>32,685</b>	<b>8,920</b>	<b>530,801</b>	<b>56,457</b>	<b>-</b>	<b>11,500</b>	<b>-</b>	<b>1,000</b>	<b>51,500</b>	<b>-</b>	<b>26,111</b>
430 Repairs and Maintenance	-	-	-	-	-	-	-	-	-	5,000	-	-
441 Rental of Land and Buildings	-	-	-	-	-	-	-	-	-	150	-	20,000
442 Rental of Equipment	-	-	-	-	-	-	-	-	-	-	-	-
510 Transportation - Reg Ed	44,546	-	15,420	-	1,867	-	-	-	-	12,200	-	-
513 Transportation - Special Ed	27,452	-	-	-	-	-	-	-	-	-	-	-
531 Telephone	7,000	-	-	-	-	-	-	-	-	-	-	954
534 Postage	-	-	-	-	-	-	-	-	-	-	500	800
540 Advertising	-	-	-	-	-	-	-	-	-	-	-	-
550 Printing	-	-	-	-	-	-	-	-	-	-	-	5,123
563 Tuition to Private	-	-	-	-	-	-	-	-	40,858	-	-	-
580 Travel and Mileage	54,001	5,155	13,209	10,000	7,400	-	6,350	-	-	41,420	-	841
600 General Supplies	143,797	-	1,500	4,000	23,084	29,212	8,276	-	-	52,694	4,755	5,696
621 Natural Gas and Fuel	-	-	-	-	-	-	-	-	-	1,950	-	6,950
640 Books and Information Resources	109,221	535	122,261	3,900	28,901	-	1,000	-	5,063	8,431	57,109	4,753
730 Equipment / Computers	143,699	-	25,800	-	84,404	34,693	4,150	-	-	308,677	4,000	1,212
810 Dues & Fees	-	-	-	-	-	-	-	-	-	20,116	-	-
890 Special Projects	-	-	-	-	-	-	9,000	-	-	-	-	-
930 Transfers (Indirect Costs)	167,559	28,913	5,650	18,617	7,243	2,364	1,052	-	-	17,471	6,589	9,673
<b>Total Expenditures</b>	<b>\$6,940,024</b>	<b>\$1,144,030</b>	<b>\$ 307,561</b>	<b>\$708,162</b>	<b>\$315,659</b>	<b>\$ 90,000</b>	<b>\$ 42,772</b>	<b>\$3,750,593</b>	<b>\$ 143,766</b>	<b>\$ 664,545</b>	<b>\$ 258,945</b>	<b>\$368,176</b>
<b>REVENUES</b>	<b>\$6,940,024</b>	<b>\$1,144,030</b>	<b>\$ 307,561</b>	<b>\$708,162</b>	<b>\$315,659</b>	<b>\$ 90,000</b>	<b>\$ 42,772</b>	<b>\$3,750,593</b>	<b>\$ 143,766</b>	<b>\$ 664,545</b>	<b>\$ 258,945</b>	<b>\$368,176</b>
<b>SURPLUS</b>	<b>\$ -</b>	<b>\$ -</b>	<b>\$ -</b>	<b>\$ -</b>	<b>\$ -</b>	<b>\$ -</b>	<b>\$ -</b>	<b>\$ -</b>	<b>\$ -</b>	<b>\$ -</b>	<b>\$ -</b>	<b>\$ -</b>
<b>FTE's</b>												
Assistant Principals	-	-	-	-	-	-	-	-	-	-	-	-
Teachers	43.30	13.00	0.50	-	-	-	-	22.00	1.00	-	-	-
Psychologists	-	-	-	-	-	-	-	2.00	-	-	-	-
Paraprofessionals	-	-	-	-	-	-	-	35.00	-	-	-	-
Certified Instructors	63.00	-	-	-	-	-	-	-	-	-	-	-
Administration	3.41	-	0.91	1.00	-	-	-	1.00	-	-	0.20	0.80
Tutors	-	-	-	-	-	-	-	-	-	-	-	-
Support	2.00	-	-	-	-	-	-	-	-	-	-	-
<b>Total FTE's</b>	<b>111.71</b>	<b>13.00</b>	<b>1.41</b>	<b>1.00</b>	<b>-</b>	<b>-</b>	<b>-</b>	<b>60.00</b>	<b>1.00</b>	<b>-</b>	<b>0.20</b>	<b>0.80</b>

OTHER GRANTS AND SPECIAL REVENUE FUNDS										
FY17 BUDGET										
	Federal Funds (continued)			Tuition Programs						
	Alternative Ed.	Focused Monitoring	21st Century	Summer School	Adult Education	Athletic Rentals	21st Century	DHH	Autism	FBD
<b>EXPENDITURES:</b>										
Administration	116,499	-	413,162	-	-	-	-	57,120	-	-
Psychologists	-	-	-	-	-	-	-	16,711	-	-
Teachers	-	-	-	-	-	-	-	463,883	550,693	258,137
Support Staff	-	-	-	-	-	-	-	35,601	-	-
Paras/CI's/Tutors	11,506	-	-	-	-	-	-	352,067	280,685	24,561
<b>BASE SALARIES</b>	<b>128,005</b>	<b>-</b>	<b>413,162</b>	<b>-</b>	<b>-</b>	<b>-</b>	<b>-</b>	<b>925,381</b>	<b>831,378</b>	<b>282,698</b>
Additional Compensation	-	-	-	-	-	-	-	-	-	-
Stipends/PT/Subs	10,061	-	280,380	28,987	22,350	-	23,600	-	-	-
100 Total Salaries	138,066	-	693,542	28,987	22,350	-	23,600	925,381	831,378	282,698
Health Insurance	-	-	31,986	-	-	-	-	155,360	386,170	179,709
Dental Insurance	-	-	2,115	-	-	-	-	8,935	22,691	9,387
Life Insurance	-	-	578	-	-	-	-	481	552	260
Disability Ins	-	-	1,694	-	-	-	-	172	-	-
FICA	10,562	-	51,489	2,218	1,710	-	1,805	51,546	57,646	29,574
Retirement	-	-	45,298	3,327	1,197	-	1,752	116,838	135,161	64,120
Workers Comp	2,067	-	10,403	-	-	-	-	10,309	11,039	5,777
200 Employee Benefits	12,629	-	143,563	5,545	2,907	-	3,557	343,641	613,259	288,827
240 Tuition and Staff Development	-	-	-	-	-	-	-	1,239	149	-
300 Professional & Technical Services	44,044	20,000	24,000	1,500	-	-	5,115	138,781	-	-
430 Repairs and Maintenance	-	-	-	-	-	-	-	210	-	-
441 Rental of Land and Buildings	-	-	-	-	-	-	-	-	-	-
442 Rental of Equipment	-	-	-	-	-	-	-	-	-	-
510 Transportation - Reg Ed	-	-	2,400	-	-	-	3,355	50	-	-
513 Transportation - Special Ed	-	-	-	-	-	-	-	-	-	-
531 Telephone	-	-	1,260	-	-	-	1,468	529	-	44
534 Postage	-	-	-	-	-	-	-	32	-	-
540 Advertising	-	-	-	-	-	-	-	-	-	-
550 Printing	-	-	-	-	-	-	-	-	-	-
563 Tuition to Private	-	-	-	-	-	-	-	-	-	-
580 Travel and Mileage	-	-	10,000	-	-	-	-	315	-	-
600 General Supplies	-	-	28,484	368	9,595	-	10,204	4,856	564	339
621 Natural Gas and Fuel	-	-	-	-	-	-	-	-	-	-
640 Books and Information Resources	-	-	-	-	-	-	-	211	-	-
730 Equipment / Computers	-	-	10,887	-	-	-	1,261	712	-	-
810 Dues & Fees	-	-	-	-	-	-	-	-	-	-
890 Special Projects	-	-	-	-	-	-	-	-	-	-
930 Transfers (Indirect Costs)	5,258	-	-	-	-	-	-	-	-	-
<b>Total Expenditures</b>	<b>\$ 199,997</b>	<b>\$ 20,000</b>	<b>\$ 914,136</b>	<b>\$ 36,400</b>	<b>\$ 34,852</b>	<b>\$ -</b>	<b>\$ 48,560</b>	<b>\$1,415,957</b>	<b>\$1,445,350</b>	<b>\$571,908</b>
<b>REVENUES</b>	<b>\$ 199,997</b>	<b>\$ 20,000</b>	<b>\$ 914,136</b>	<b>\$ 36,400</b>	<b>\$ 38,248</b>	<b>\$ 3,705</b>	<b>\$ 142,608</b>	<b>\$1,415,957</b>	<b>\$1,445,350</b>	<b>\$571,908</b>
<b>SURPLUS</b>	<b>\$ -</b>	<b>\$ -</b>	<b>\$ -</b>	<b>\$ -</b>	<b>\$ 3,396</b>	<b>\$ 3,705</b>	<b>\$ 94,048</b>	<b>\$ -</b>	<b>\$ -</b>	<b>\$ -</b>
<b>FTE's</b>										
Assistant Principals	-	-	-	-	-	-	-	-	-	-
Teachers	-	-	-	-	-	-	-	7.20	10.40	4.40
Psychologists	-	-	-	-	-	-	-	0.20	-	-
Paraprofessionals	-	-	-	-	-	-	-	3.00	17.00	1.50
Certified Instructors	0.75	-	-	-	-	-	-	-	-	-
Administration	2.34	-	14.00	-	-	-	-	0.80	-	-
Tutors	-	-	-	-	-	-	-	9.00	-	-
Support	-	-	-	-	-	-	-	1.00	-	-
<b>Total FTE's</b>	<b>3.09</b>	<b>-</b>	<b>14.00</b>	<b>-</b>	<b>-</b>	<b>-</b>	<b>-</b>	<b>21.20</b>	<b>27.40</b>	<b>5.90</b>

OTHER GRANTS AND SPECIAL REVENUE FUNDS									
FY17 BUDGET									
MST Program Funds									
	Collision Repair	Auto Tech (Beaumont)	Auto Tech (McNally)	Early Childhood Ed.	Culinary Arts	Cosmetology	Marketing	Admin	Total Other Grants and SRF's
<b>EXPENDITURES:</b>									
Administration	-	-	-	-	-	-	-	-	1,074,519
Psychologists	-	-	-	-	-	-	-	-	173,058
Teachers	-	-	-	-	-	-	-	-	6,159,391
Support Staff	-	-	-	-	-	-	-	-	130,873
Paras/CI's/Tutors	-	-	-	-	-	-	-	-	2,376,080
<b>BASE SALARIES</b>	-	-	-	-	-	-	-	-	9,913,921
Additional Compensation	-	-	-	-	-	-	-	-	90,603
Stipends/PT/Subs	-	-	-	-	-	-	-	-	1,034,148
100 Total Salaries	-	-	-	-	-	-	-	-	11,038,672
Health Insurance	-	-	-	-	-	-	-	-	2,858,875
Dental Insurance	-	-	-	-	-	-	-	-	187,835
Life Insurance	-	-	-	-	-	-	-	-	8,953
Disability Ins	-	-	-	-	-	-	-	-	3,240
FICA	-	-	-	-	-	-	-	-	809,001
Retirement	-	-	-	-	-	-	-	-	1,381,136
Workers Comp	-	-	-	-	-	-	-	-	155,415
200 Employee Benefits	-	-	-	-	-	-	-	-	5,404,455
240 Tuition and Staff Development	-	-	-	-	-	-	-	-	1,388
300 Professional & Technical Services	-	-	-	-	-	-	-	-	1,040,260
430 Repairs and Maintenance	-	-	-	-	-	-	-	-	5,210
441 Rental of Land and Buildings	-	-	-	-	-	-	-	-	20,150
442 Rental of Equipment	-	-	-	-	-	-	-	-	-
510 Transportation - Reg Ed	-	-	-	-	-	-	-	-	79,838
513 Transportation - Special Ed	-	-	-	-	-	-	-	-	27,452
531 Telephone	-	-	-	-	-	-	-	-	11,255
534 Postage	-	-	-	-	-	-	-	-	1,332
540 Advertising	-	-	-	-	-	-	-	-	-
550 Printing	-	-	-	-	-	-	-	-	5,123
563 Tuition to Private	-	-	-	-	-	-	-	-	40,858
580 Travel and Mileage	-	-	-	-	-	-	-	-	148,691
600 General Supplies	1,341	211	1,013	17,987	20,100	1,001	14,076	4,273	387,426
621 Natural Gas and Fuel	-	-	-	-	-	-	-	-	8,900
640 Books and Information Resources	-	-	-	-	-	-	-	-	341,385
730 Equipment / Computers	-	-	-	-	-	-	-	252	619,747
810 Dues & Fees	-	-	-	-	-	-	-	-	20,116
890 Special Projects	-	-	-	3,000	-	-	-	-	12,000
930 Transfers (Indirect Costs)	-	-	-	-	-	-	-	-	270,389
<b>Total Expenditures</b>	<b>\$ 1,341</b>	<b>\$ 211</b>	<b>\$ 1,013</b>	<b>\$ 20,987</b>	<b>\$ 20,100</b>	<b>\$ 1,001</b>	<b>\$ 14,076</b>	<b>\$ 4,525</b>	<b>\$ 19,484,647</b>
<b>REVENUES</b>									
	\$ 1,341	\$ 211	\$ 1,013	\$ 20,987	\$ 20,100	\$ 1,001	\$ 14,076	\$ 4,525	\$ 19,585,796
<b>SURPLUS</b>									
	\$ -	\$ -	\$ -	\$ -	\$ -	\$ -	\$ -	\$ -	\$ 101,149
<b>FTE's</b>									
Assistant Principals	-	-	-	-	-	-	-	-	101.80
Teachers	-	-	-	-	-	-	-	-	2.20
Psychologists	-	-	-	-	-	-	-	-	56.50
Paraprofessionals	-	-	-	-	-	-	-	-	63.75
Certified Instructors	-	-	-	-	-	-	-	-	24.45
Administration	-	-	-	-	-	-	-	-	9.00
Tutors	-	-	-	-	-	-	-	-	3.00
Support	-	-	-	-	-	-	-	-	-
<b>Total FTE's</b>	<b>-</b>	<b>-</b>	<b>-</b>	<b>-</b>	<b>-</b>	<b>-</b>	<b>-</b>	<b>-</b>	<b>260.70</b>

**FY17 Budget By School  
Special Revenue Funds**

	<b>Budget FY17</b>	<b>Bakersville</b>	<b>Beech</b>	<b>Gossler</b>	<b>Green Acres</b>	<b>Hallsville</b>	<b>Highland</b>	<b>Jewett</b>	<b>McDonough</b>
Salaries	11,038,671	684,769	870,916	619,932	650,369	391,358	170,946	396,364	688,839
Employee Benefits	5,404,455	354,700	439,025	325,329	292,086	221,785	74,908	237,721	356,544
Tuition and Staff Development	1,388	-	-	-	1,028	-	-	-	-
Professional and Technical Services	1,040,260	49,752	98,818	54,846	139,893	50,346	30,544	25,024	60,684
Repairs and Maintenance	5,210	-	-	-	174	-	-	-	-
Rental of Land and Buildings	20,150	-	-	-	-	-	-	-	-
Rental of Equipment	-	-	-	-	-	-	-	-	-
Transportation • Regular Education	79,838	5,895	5,925	5,474	-	5,372	308	5,430	5,576
Transportation • Student Services	27,452	3,036	3,052	2,820	196	2,768	-	2,798	2,872
Insurance	-	-	-	-	-	-	-	-	-
Telephone	11,255	-	416	-	439	-	-	-	-
Postage	1,332	-	-	-	27	-	-	-	-
Advertising	-	-	-	-	-	-	-	-	-
Printing & Binding	5,123	-	-	-	-	-	-	-	-
Tuition	40,858	-	-	-	-	-	-	-	-
Travel/pd	148,691	5,555	7,824	10,303	1,372	7,865	1,458	5,464	3,437
General Supplies	399,426	4,419	34,466	17,445	4,378	16,586	576	708	5,985
Utilities	8,900	-	-	-	-	-	-	-	-
Books and Information Resources	341,385	15,159	14,677	15,665	1,769	10,695	2,945	37,181	3,000
Equipment	619,747	16,491	43,523	41,673	910	9,291	629	8,244	23,703
Furniture & Fixtures	-	-	-	-	-	-	-	-	-
Dues and Fees	20,116	-	-	-	-	-	-	-	-
City Services	-	-	-	-	-	-	-	-	-
Graduation	-	-	-	-	-	-	-	-	-
Community Partnerships	-	-	-	-	-	-	-	-	-
Debt Service	-	-	-	-	-	-	-	-	-
Indirect Costs	270,389	-	-	-	-	-	-	-	-
<b>Total Special Revenue Funds</b>	<b>19,484,646</b>	<b>1,139,776</b>	<b>1,518,642</b>	<b>1,093,487</b>	<b>1,092,641</b>	<b>716,066</b>	<b>282,314</b>	<b>718,934</b>	<b>1,150,640</b>

**FY17 Budget By School  
Special Revenue Funds**

	<u>Northwest</u>	<u>Parker Varney</u>	<u>Smyth</u>	<u>Webster</u>	<u>Weston</u>	<u>Wilson</u>	<u>Hillside</u>	<u>McLaughlin</u>	<u>Parkside</u>
Salaries	615,126	537,655	147,018	107,920	267,475	528,025	105,969	237,544	471,441
Employee Benefits	323,152	288,058	66,599	48,888	118,635	283,695	48,004	107,607	213,563
Tuition and Staff Development	-	-	-	-	-	-	-	50	75
Professional and Technical Services	63,286	91,093	16,243	27,268	35,262	97,093	2,747	8,272	2,568
Repairs and Maintenance	-	-	-	-	-	-	-	9	-
Rental of Land and Buildings	-	-	-	-	-	-	-	-	-
Rental of Equipment	-	-	-	-	-	-	-	-	-
Transportation • Regular Education	6,026	5,474	154	463	617	7,737	837	993	528
Transportation • Student Services	3,105	2,820	-	-	-	3,985	-	-	-
Insurance	-	-	-	-	-	-	-	-	-
Telephone	416	-	-	-	-	428	-	21	-
Postage	-	-	-	-	-	-	-	1	-
Advertising	-	-	-	-	-	-	-	-	-
Printing & Binding	-	-	-	-	-	-	-	-	-
Tuition	-	-	-	-	-	-	-	-	-
Travel/pd	5,074	27,436	559	1,150	1,655	3,449	1,726	1,807	1,462
General Supplies	31,458	41,285	481	936	473	23,136	924	960	15,782
Utilities	-	-	-	-	-	-	-	-	-
Books and Information Resources	22,802	16,520	1,889	3,903	5,183	39,368	4,940	6,161	2,495
Equipment	9,995	68,924	411	940	1,073	58,096	2,174	2,419	1,658
Furniture & Fixtures	-	-	-	-	-	-	-	-	-
Dues and Fees	-	-	-	-	-	-	-	-	-
City Services	-	-	-	-	-	-	-	-	-
Graduation	-	-	-	-	-	-	-	-	-
Community Partnerships	-	-	-	-	-	-	-	-	-
Debt Service	-	-	-	-	-	-	-	-	-
Indirect Costs	-	-	-	-	-	-	-	-	-
<b>Total Special Revenue Funds</b>	<b>1,080,440</b>	<b>1,079,265</b>	<b>233,354</b>	<b>191,468</b>	<b>430,373</b>	<b>1,045,012</b>	<b>167,321</b>	<b>365,844</b>	<b>709,572</b>

**FY17 Budget By School  
Special Revenue Funds**

	<u>Southside</u>	<u>Central</u>	<u>Memorial</u>	<u>West</u>	<u>MST</u>	<u>District Wide</u>	<u>Budget FY17</u>
Salaries	182,016	120,205	377,491	800,293	444,627	1,622,373	11,038,672
Employee Benefits	82,454	54,453	171,003	362,533	201,416	732,298	5,404,455
Tuition and Staff Development	-	-	161	74	-	-	1,388
Professional and Technical Services	2,632	16,640	35,496	16,111	51,589	64,053	1,040,260
Repairs and Maintenance	-	-	27	-	5,000	-	5,210
Rental of Land and Buildings	-	-	-	-	150	20,000	20,150
Rental of Equipment	-	-	-	-	-	-	-
Transportation • Regular Education	837	1,850	3,862	771	12,354	3,355	79,838
Transportation • Student Services	-	-	-	-	-	-	27,452
Insurance	-	-	-	-	-	-	-
Telephone	-	-	69	44	-	9,422	11,255
Postage	-	-	4	-	500	800	1,332
Advertising	-	-	-	-	-	-	-
Printing & Binding	-	-	-	-	-	5,123	5,123
Tuition	-	-	-	-	-	40,858	40,858
Travel/pd	1,662	2,157	3,724	1,044	41,552	10,956	148,691
General Supplies	751	1,735	2,043	1,733	120,466	72,700	399,426
Utilities	-	-	-	-	1,950	6,950	8,900
Books and Information Resources	4,930	14,761	30,653	6,173	66,763	13,753	341,385
Equipment	2,132	3,470	6,792	1,539	313,187	2,473	619,747
Furniture & Fixtures	-	-	-	-	-	-	-
Dues and Fees	-	-	-	-	20,116	-	20,116
City Services	-	-	-	-	-	-	-
Graduation	-	-	-	-	-	-	-
Community Partnerships	-	-	-	-	-	-	-
Debt Service	-	-	-	-	-	-	-
Indirect Costs	-	-	-	-	-	270,389	270,389
<b>Total Special Revenue Funds</b>	<b>277,414</b>	<b>215,271</b>	<b>631,325</b>	<b>1,190,315</b>	<b>1,279,670</b>	<b>2,875,503</b>	<b>19,484,647</b>